

Snow and Ice Control

January 31, 2018



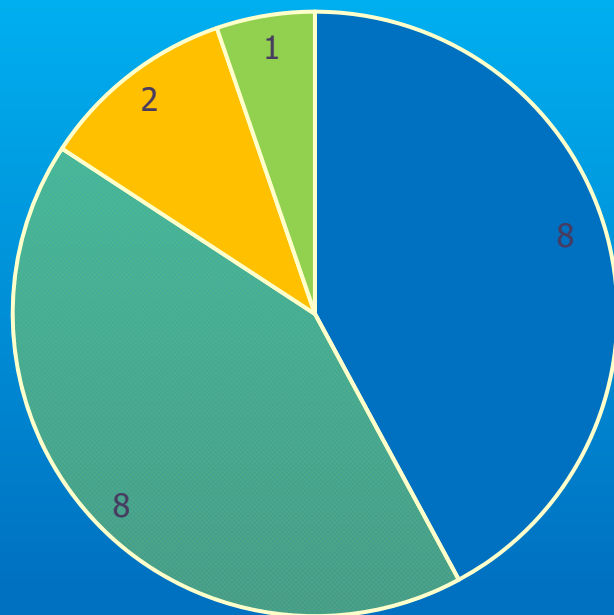
Areas of removal

- 75 miles of streets
- 8 miles gravel road and alleys
- 9 public parking lots downtown
- 10 City park lots
- 5 miles sidewalks & trails
- Airport



Staff & Equipment

Employees



□ Street □ Park □ Mechanics □ Superintendent

- 5 Plow trucks
- 2 motor graders
- 3 jeeps
- 2 loaders
- 2 full-size trucks
- 2 mini loaders w/ broom and bucket
- 1 - 8' snow thrower
- 4 haul trucks



Process

Phase I

- Loaders, graders, and jeeps to Downtown
- Plow trucks begin their routes; emergency routes first, then priority routes

Phase II

- Loader and blower begin to clear windrows on Downtown Plaza
- Park staff to City sidewalks, trails, and park lots
- Graders begin their routes and plow trucks move on to lower volume streets

Phase III

- Plow trucks assist in any problem areas and move to sanding grader routes
- Haul trucks begin dumping at snow storage sites
- Loaders to parking lots and cul-de-sacs

Phase IV

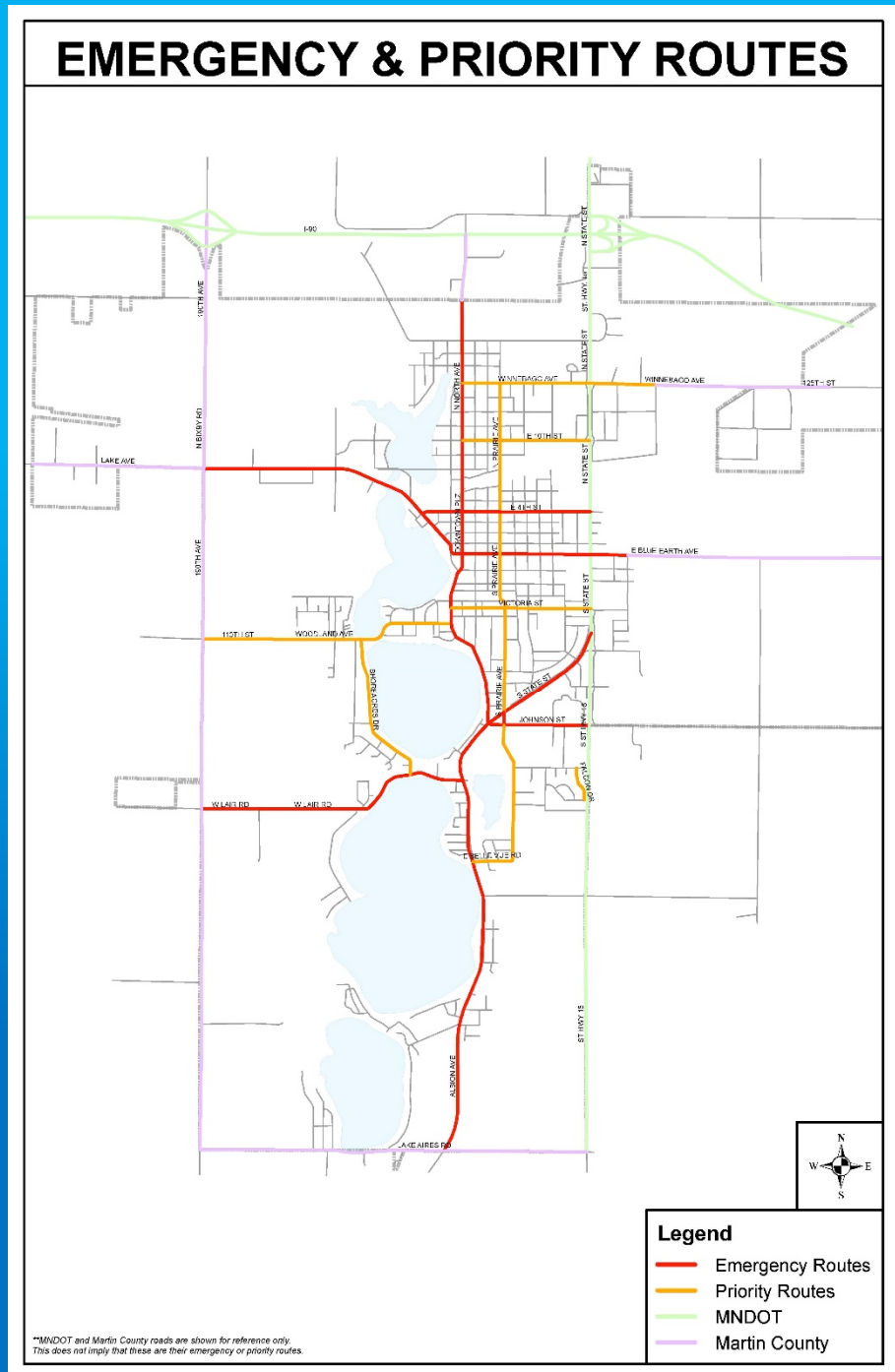
- Loaders and 1-ton trucks complete alleys
- Loader and blower begin to clear windrows on other downtown areas
- Pick-up trucks circle back to clean-up areas where vehicles were parked and clean up intersections

Phase V

- Cul-de-sacs are loaded out
- Intersections are cleared
- Corners and narrow boulevards are cleared as needed in between events

Statute and City Code

- Snow Emergency parking restrictions (after 2" + of snow)
 - No parking on snow emergency routes until cleared curb to curb
 - Vehicles on other streets must be moved within 24 hours of snow emergency
 - Downtown parking restricted from Nov. 1- March 31 between 2am-6am, or during snow emergency.
- Sidewalk requirements
 - All snow and ice remaining upon public sidewalks is a public nuisance and shall be removed by the owner or tenant of the abutting private property within twenty-four (24) hours after such snow or ice has stopped falling.
- Private property snow removal
 - Except for the actions of the road authorities and utility workers, it is unlawful to deposit snow or ice in the street.



What can residents do?

- Review the City's snow and ice control policy
- Move vehicles off the street
- Stagger parking if vehicle must be on street
- Move garbage cans out of the way of plows
- Don't place snow or ice on the streets
- Remove snow and ice from sidewalks

[City Website Plowing maps](#)

Driveways

- ❑ Snow gates

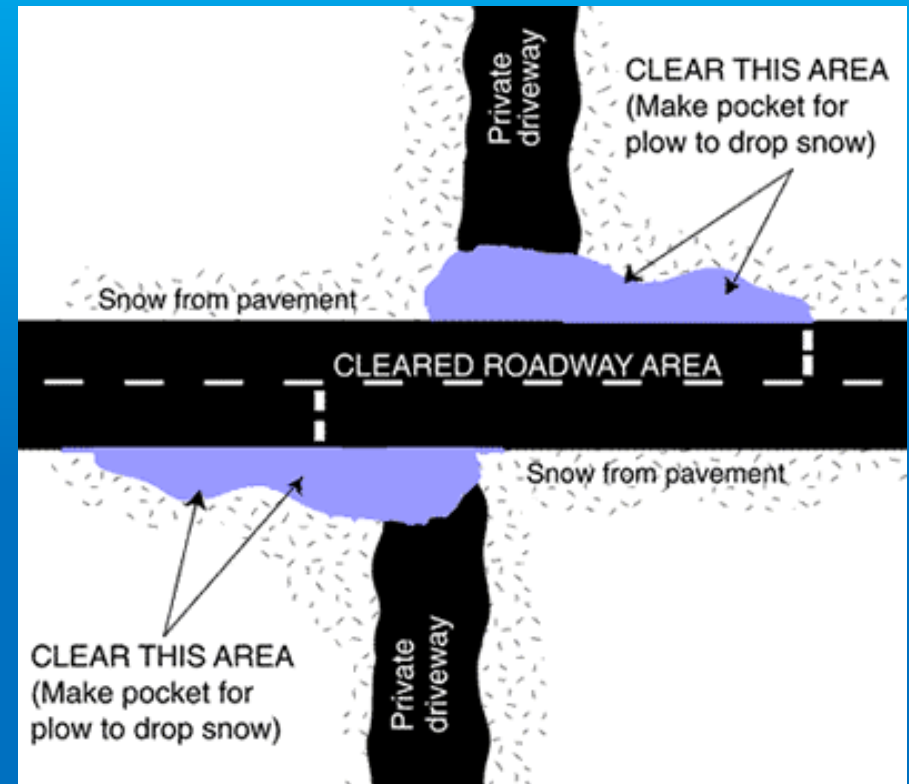
- ❑ Pros

- ❑ Reduces the amount of snow in driveways

- ❑ Cons

- ❑ High initial capital investment
 - ❑ Increased duration of process
 - ❑ Limited capacity

- ❑ MN Cities survey



Questions



➤ <http://fairmont.org/streets-3/>