



Proposed Budget 2019

September 24, 2018

Adopted Budget Overview 2019

Revenue

State Aid	5,252,023	23%
Taxes	5,509,929	24%
Assessments	343,000	1%
GO Bonds	5,350,000	23%
Charges For Services	1,338,208	6%
Miscellaneous	234,400	1%
Donations	2,300,000	10%
Transfers	2,842,227	12%
Total Revenue	23,169,787	100%

Expenditures

General Government	1,605,336	6%
Public Safety	3,673,047	15%
Public Works	1,839,463	7%
Parks & Recreation	1,978,126	8%
Economic Development	246,980	1%
SMEC	105,419	0%
Airport	1,330,479	5%
Lake Restoration	26,595	0%
Debt Service	1,846,187	7%
Capital Improvements	11,125,000	44%
Transfers	1,429,227	6%
Total Expenditures	25,205,859	100%

* \$1,550,000 - Public Works Facility, General Fund Reserves

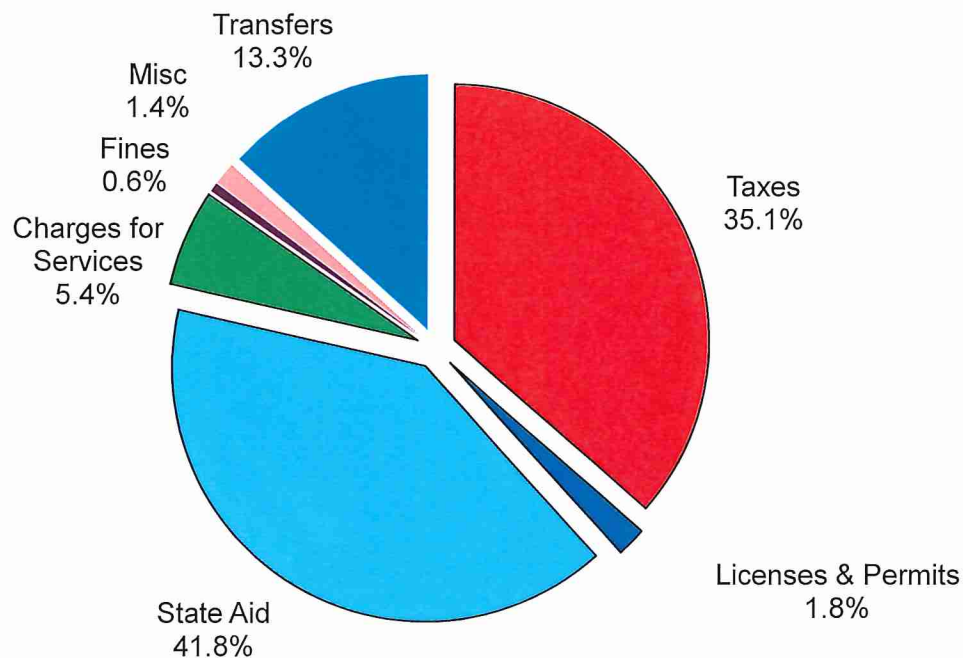
* \$149,227 - Debt Service, Debt Service Reserves

* \$600,000 - Community Center, Sales Tax Reserves

General Fund Revenue Source

	<u>2018</u>	<u>2019</u>
Taxes	3,270,372	3,395,372
Licenses & Permits	172,600	174,100
State Aid	3,882,346	3,749,523
Charges For Services	497,406	568,828
Fines	54,000	54,000
Misc	98,300	133,500
Transfers	1,363,000	1,240,500
Total Sources	9,338,024	9,315,823

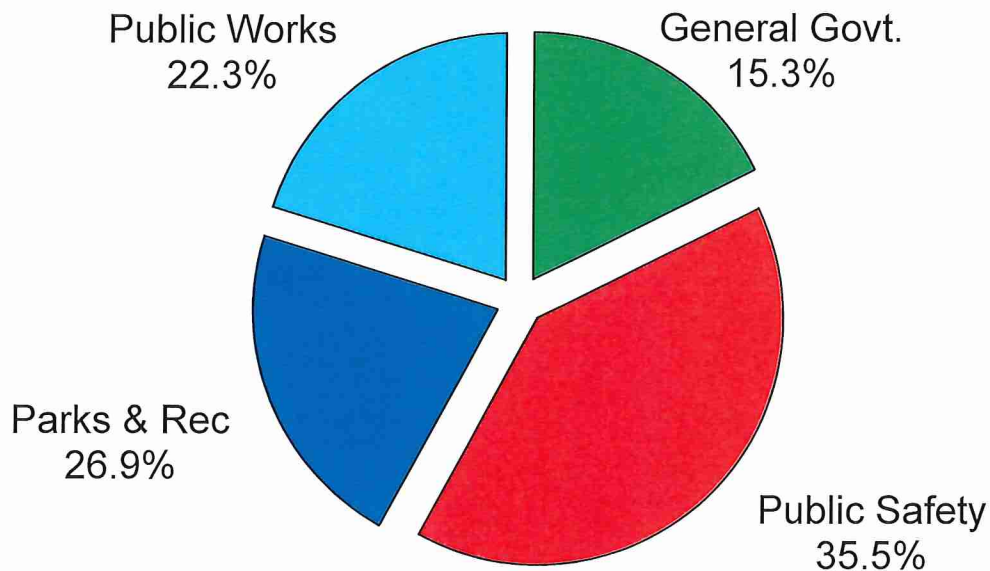
2019 Budget



General Fund Expenditures

	<u>2018</u>	<u>2019</u>
General Gov't	1,498,952	1,605,336
Public Safety	3,486,741	3,673,047
Public Works	2,189,563	1,839,463
Parks & Rec	2,647,400	1,978,126
Transfers	80,000	80,000
Total Expenditures	9,902,656	9,175,972

2019 Budget



General Fund Expenditure Detail

	<u>2018</u>	<u>2019</u>
Mayor and Council	70,434	90,052
City Administrator	142,899	146,481
City Clerk	108,737	94,503
Finance	331,021	374,692
Capital	-	-
City Attorney	176,817	181,623
Planning & Zoning	152,948	163,219
Gen. Govt. Bldgs.	139,286	139,956
Capital	62,000	30,000
Library	77,560	85,560
Capital	7,000	13,500
Other General Govt.	230,250	285,750
Total General Govt.	1,429,952	1,561,836
Capital	69,000	43,500
Police Department	2,518,377	2,696,489
Capital	109,600	71,700
Fire Department	453,164	444,550
Capital	31,000	43,500
Inspection Depts.	236,841	243,890
Capital	-	25,000
Civil Defense	825	3,200
Capital	-	-
Animal Control	136,934	144,718
Total Public Safety	3,346,141	3,532,847
Capital	140,600	140,200

General Fund Expenditure Detail

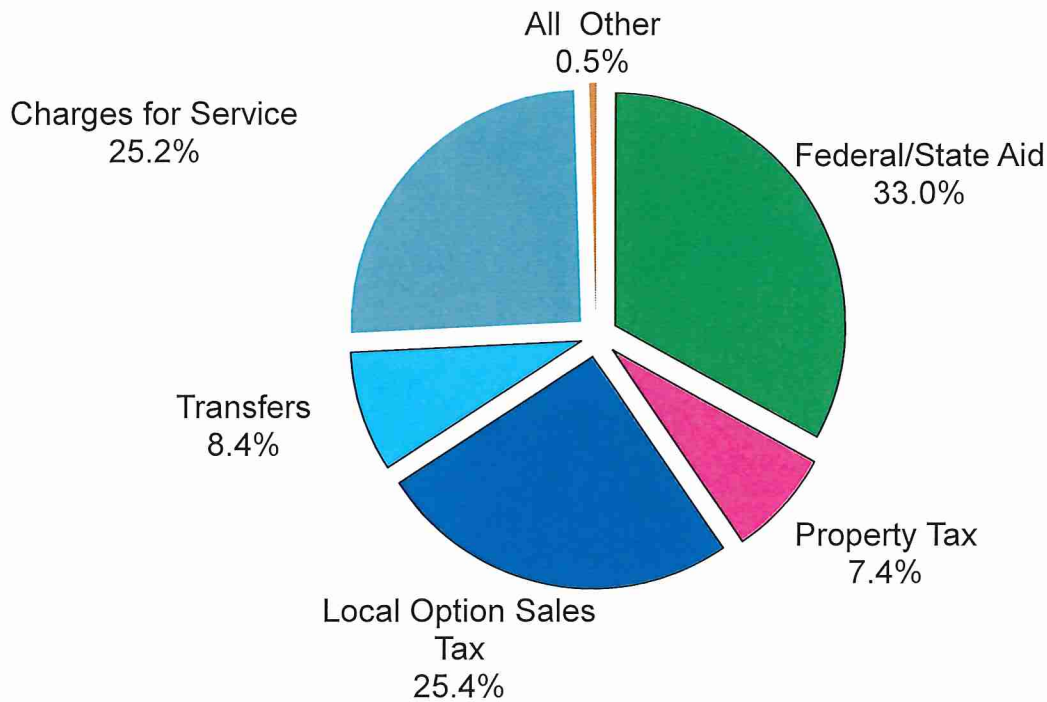
	<u>2018</u>	<u>2019</u>
Streets	1,320,185	1,333,938
Capital	396,000	25,000
Engineering	349,085	361,624
Capital	2,000	0
Health & Sanitation	122,293	118,901
Total Public Works	1,791,563	1,814,463
Capital	398,000	25,000
Parks	1,080,949	1,091,688
Capital	1,025,000	410,000
Aquatic Park	422,451	425,938
Capital	119,000	50,500
Total Parks & Recreation	1,503,400	1,517,626
Capital	1,144,000	460,500
Operations	8,071,056	8,426,772
Capital	1,751,600	669,200
Transfers	80,000	80,000
Total General Fund	9,902,656	9,175,972

Special Revenue Funds

Revenue Sources

	<u>2018</u>	<u>2019</u>
Federal/State Aid	352,500	777,500
Property Tax	175,000	175,000
Local Option Sales Tax	600,000	600,000
Transfers	140,000	197,500
Charges for Service	590,000	595,280
All Other	8,500	12,400
Total Sources	1,866,000	2,357,680

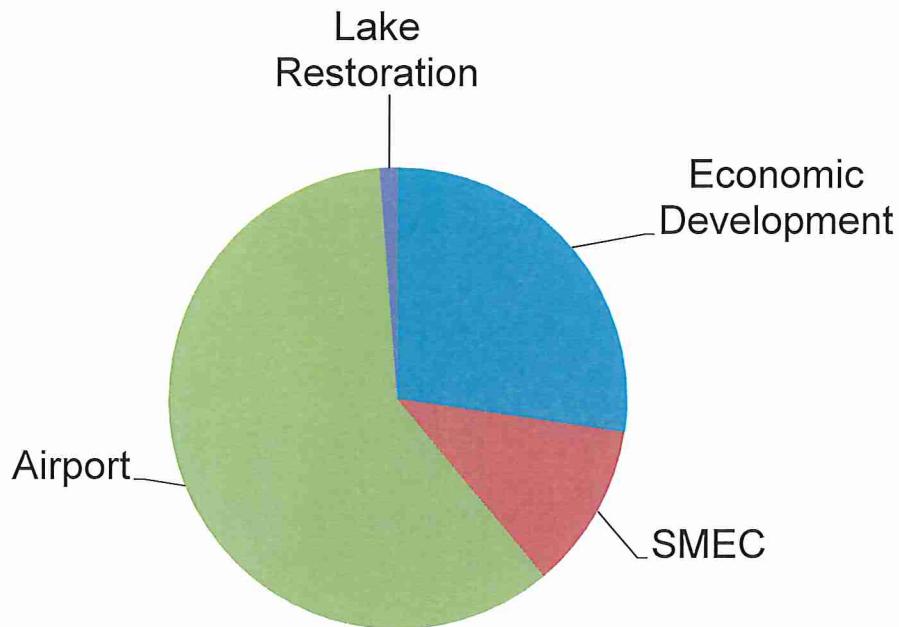
2019 Budget



Special Revenue Funds Expenditures

	<u>2018</u>	<u>2019</u>
Economic Dev.	230,300	246,980
SMEC	87,419	105,419
Airport	543,675	540,479
Capital	375,000	790,000
Lake Restoration	13,120	11,595
Capital	35,000	15,000
Transfers Out	0	1,200,000
Total	1,284,514	2,909,473

2019 Budget



Debt Service Budget

Revenues

	<u>2018</u>	<u>2019</u>
Taxes - General	1,132,495	1,182,495
Taxes - Tax Increment	152,126	157,062
Assessments	473,000	343,000
Transfers In	258,787	204,227
Other	31,750	34,500
Total	2,048,158	1,921,284

Expenditures

	<u>2018</u>	<u>2019</u>
Improvement Proj.	1,654,892	1,714,125
Tax Increment Proj.	152,126	132,062
G.O. Proj.	-	-
Transfers Out	178,787	149,227
Total	1,985,805	1,995,414

2019 Capital Expenditures

Departmental Capital

General Gov't	30,000
Library	13,500
Police	71,700
Fire	43,500
Inspections	25,000
Streets	25,000
Aquatic Park	50,500
Parks	410,000
Airport	790,000
Lake Restoration	15,000
	<hr/>
	1,474,200

Improvement Projects

New Public Works Facility	5,000,000
Community Center	3,500,000
2019 Street Improvements	3,000,000
	<hr/>
	11,500,000

Improvement Project Revenue Sources

Go Bonds - Public Works Facility	3,450,000
Capital Reserves - Public Works Facility	1,550,000
Donations - Community Center	2,300,000
Sales Tax - Community Center	1,200,000
State Aid - 2019 Street Improvements	725,000
PUC Reserves - 2019 Street Improvements	375,000
Special Assessment Bonds - 2019 Street Improvements	1,900,000
	<hr/>
	11,500,000

Liquor Store Project Funding

Net Income Before Transfers	523,535
Inclusive Playground	(150,000)
Margaret St. Trail Extension	(190,000)
Minigolf Course	(25,000)
Aquatic Park	(50,500)
Airport	(37,500)
SMEC	(60,000)
	<hr/>
Addition to Reserves	10,535

2019 Departmental Capital Project List

General Gov't

City Hall Mold Abatement	\$30,000
	<u>\$30,000</u>

Library

Windows	\$5,000
Copier	\$4,000
Painting	\$2,500
Furniture	\$2,000
	<u>\$13,500</u>

Police

6 Squad Lightbars	\$8,000
Watchguard Backup Server	\$9,500
7 Radars	\$11,000
Office Furniture - Squad Room	\$16,000
3 Tasers	\$5,000
Squad spike strips & equipment	\$4,000
4 Portable thermal imagers	\$3,000
2 Portable radios	\$7,200
Laptop	\$1,500
Firearms training equipment	\$5,000
Animal Control equipment	\$1,500
	<u>\$71,700</u>

Fire

Fire Hall Remodel	\$30,000
5 Sets of Bunker Gear	\$13,500
	<u>\$43,500</u>

Inspections

Streets

Line striper - paint machine	\$5,000
Loader grapple hooks	\$10,000
Contingency	\$10,000
	<u>\$25,000</u>

Aquatic Park

Replace pool pumps	\$12,000
Replace deck chairs	\$10,000
Training equipment	\$3,500
Replace roof - shingles	\$25,000
	<u>\$50,500</u>

Parks

Mower with cab	\$35,000
Inclusive Playground	\$150,000
Margaret St. Trail Extension	\$190,000
Minigolf Course	\$25,000

Contingency	\$10,000
	<u>\$410,000</u>

Airport	
New T-Hangar	\$750,000
Termianl HVAC	\$40,000
	<u>\$790,000</u>

Lake Restoration	
Replace floating dock	15,000
	<u>15,000</u>

Proposed Property Tax Levy Increase

2018 Levy	Debt Service	1,067,495
	Operations	<u>3,470,372</u>
	Total	4,537,867

2019 Levy	Debt Service	1,117,495
	Operations	<u>3,595,372</u>
	Total	4,712,867

Levy Increase: \$175,000 3.9%

2019 Property Tax Impact - __% increase

	Residential Property		
	\$95,000	\$150,000	\$250,000
2019 City Tax			
2018 City Tax	529.60	836.21	1,393.68
	<u>-529.60</u>	<u>-836.21</u>	<u>-1,393.68</u>

	Commercial/Industrial Property		
	\$500,000	\$1,000,000	\$2,000,000
2019 City Tax			
2018 City Tax	5,156.60	10,731.30	21,880.70
	<u>-5,156.60</u>	<u>-10,731.30</u>	<u>-21,880.70</u>

* Increase levy \$50,000 or 1.1% to go towards the City's annual Street Improvement Program.

* Increase levy \$125,000 or 2.8% to cover 1/2 of the annual debt service on the new Street/Park building. We will need to increase our debt service levy another \$125,000 in 2020.