


**CITY OF FAIRMONT  
PUBLIC UTILITIES COMMISSION  
AGENDA**

**TUESDAY, MAY 18, 2021**

1. CALL TO ORDER
  - 7:30 AM CITY HALL CONFERENCE ROOM ( SECOND FLOOR )  
Virtual - Go to Meeting
  
2. ROLL CALL
  - CHAIR SEGAR \_\_\_\_\_
  - VICE-CHAIR MOLTZEN \_\_\_\_\_
  - SECRETARY JOHNSON \_\_\_\_\_
  - COMMISSIONER WERRE \_\_\_\_\_
  - COMMISSIONER STRUSS \_\_\_\_\_
  
- 3 2020 AUDIT PRESENTATION - TOM OLINGER- ABDO, EICK & MEYERS ( 1 - 10 )
  
- 4 APPROVAL OF MINUTES ( 11 - 12 )
  - REGULAR MEETING APRIL 27, 2021
  
- 5 FINANCIAL & PRODUCTION STATS FOR APRIL 2021 ( 13 - 19 )
  
- 6 APPROVAL OF DISBURSEMENTS FOR APRIL 2021 ( 20 - 33 )
  
- 7 OLD BUSINESS
  
- 8 NEW BUSINESS
  
- 9 DATE AND TIME OF NEXT MEETINGS:
  - WORK SESSION MEETING - JUNE 1, 2021
  - REGULAR MEETING - TUESDAY, JUNE 15, 2021
  
- 10 ADJOURNMENT
  
- 11 ATTACHMENTS





Fairmont Public  
Utilities  
Commission  
  
Fairmont,  
Minnesota  
  
2020 Financial  
Statement Audit

9

# Introduction



Audit Opinion and  
Responsibility

Enterprise Funds


Key Performance Indicators




# Audit Results




Auditor's Responsibility



Single Audit Report

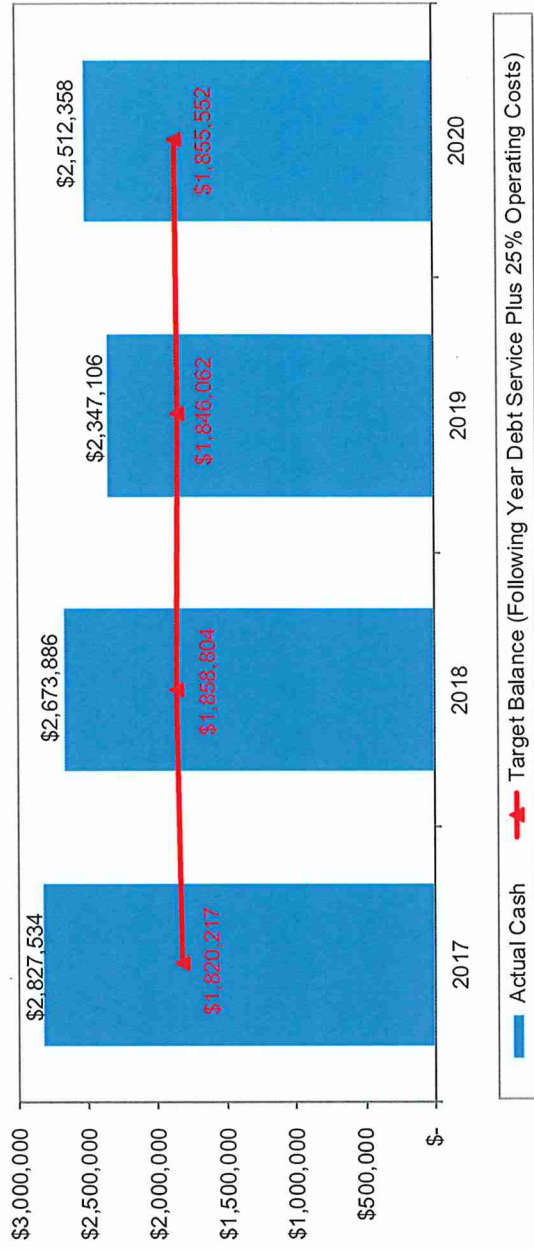
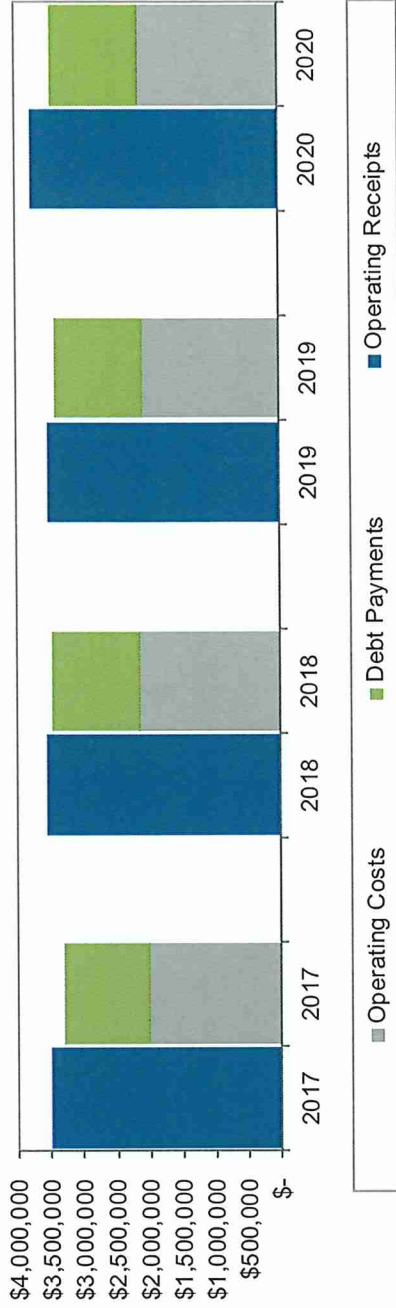


Minnesota Legal Compliance Report



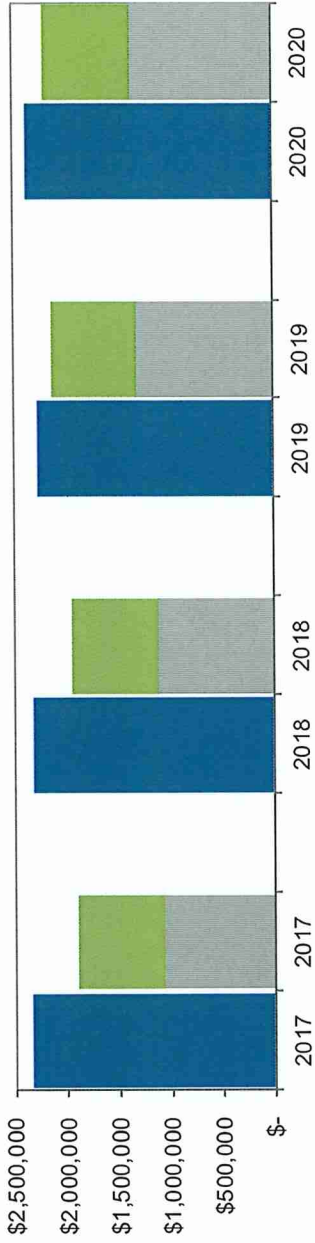

4

# Water Fund - Cash Flows from Operations and Cash Balances

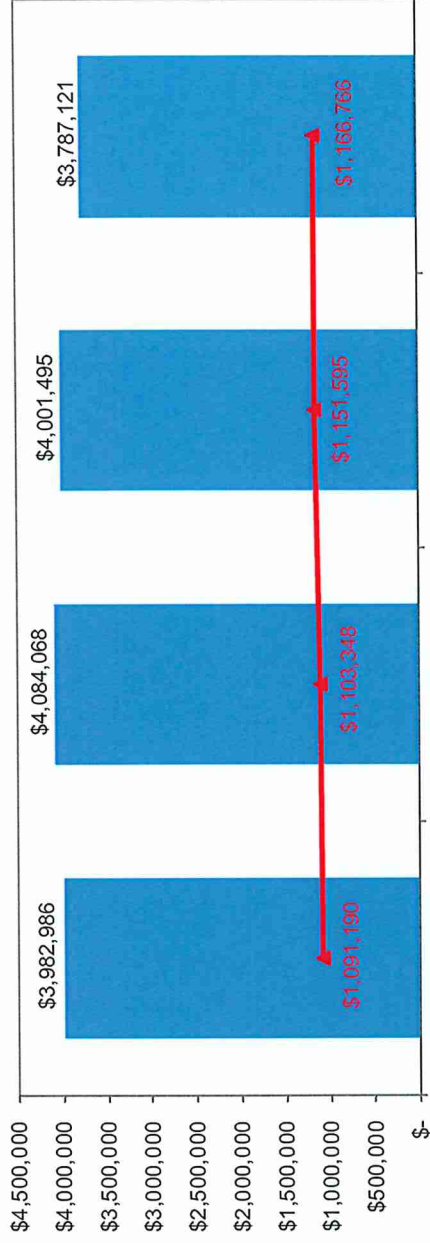


5

# Wastewater Fund - Cash Flows from Operations and Cash Balances



■ Operating Costs ■ Debt Payments ■ Operating Receipts

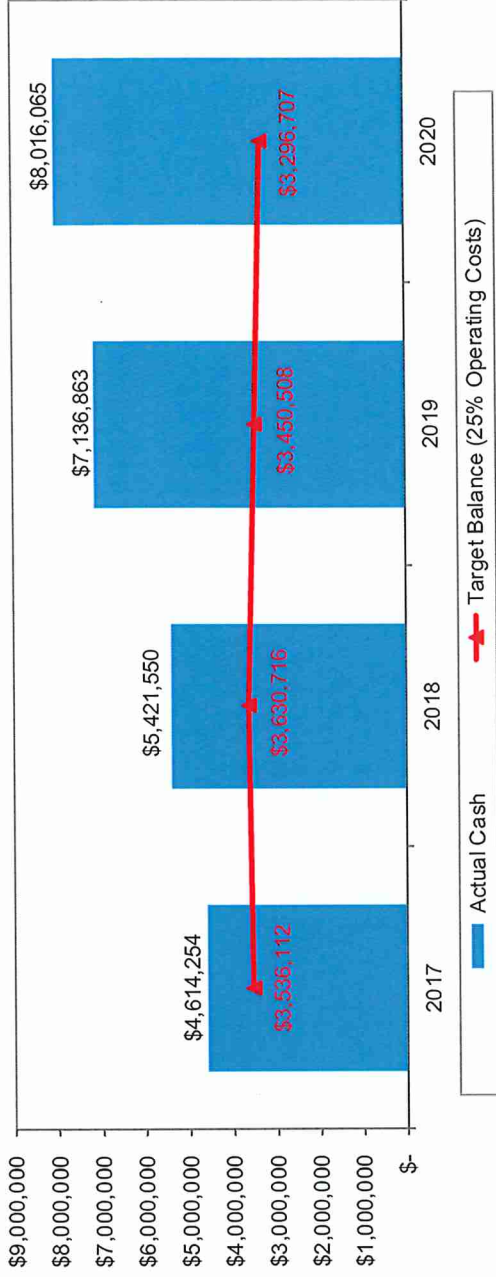
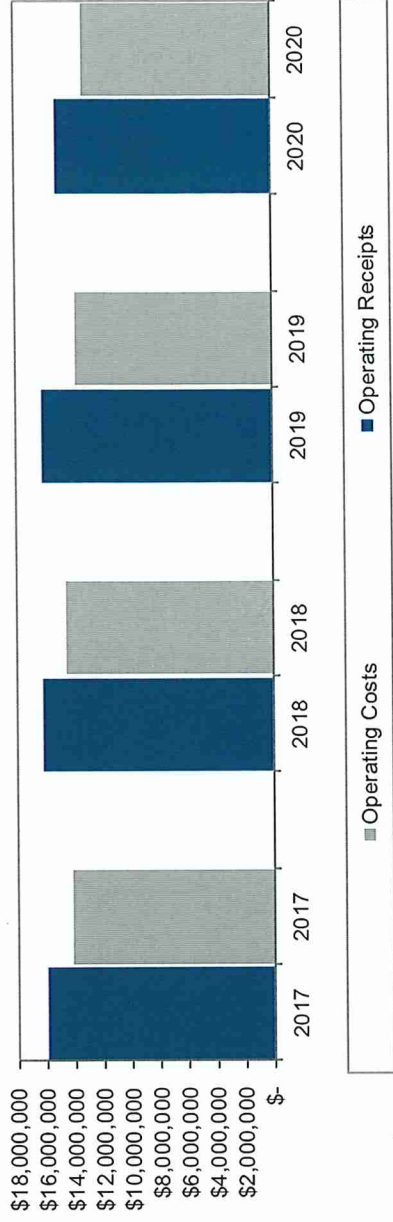


■ Actual Cash → Target Balance (Following Year Debt Service Plus 25% Operating Costs)

6



# Electric Fund - Cash Flows from Operations and Cash Balances



7




# PUC Ratios



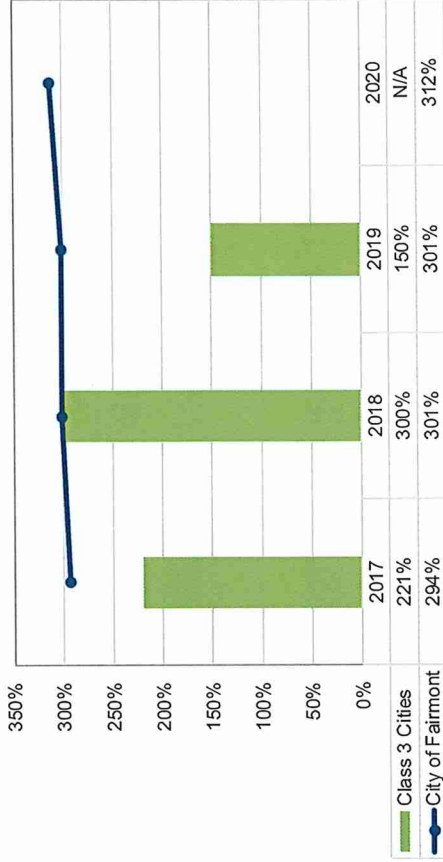
Ratio	Calculation	Source	Year			
			2017	2018	2019	2020
Debt to assets	Total liabilities/total assets	Government-wide	41% 30%	39% 29%	37% 28%	42% N/A
Debt service coverage	Net cash provided by operations/ enterprise fund debt payments	Enterprise funds	1.3 3.6	1.2 3.2	1.1 3.1	1.2 N/A
Debt per capita	Bonded debt/population	Government-wide	\$ 2,930 \$ 773	\$ 2,771 \$ 888	\$ 2,609 \$ 894	\$ 2,611 N/A
Capital assets % left to depreciate - Net capital assets/ Business-type	Net capital assets/ gross capital assets	Government-wide	65% 45%	64% 45%	62% 45%	62% N/A
Unrestricted net position to operating expenses	Unrestricted net position/ operating expenses	Government-wide	64% 51%	67% 54%	78% 64%	67% N/A

Represents the Fairmont Public Utilities Commission  
Represents the Peer Group Ratio

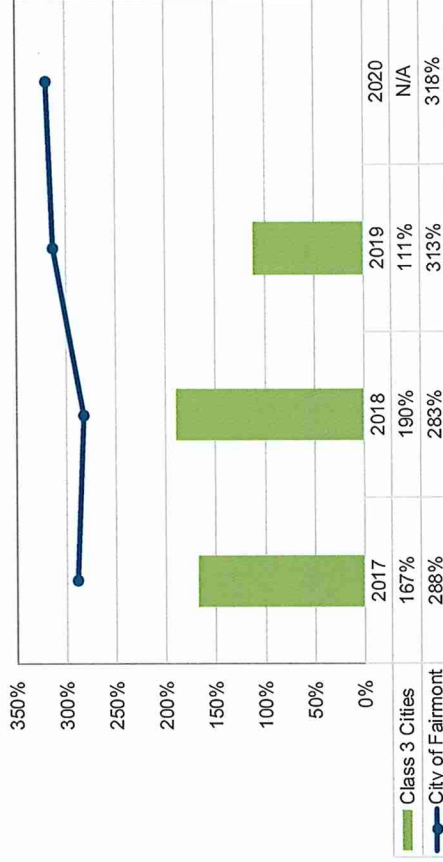
# Key Ratios



Water Fund Debt Service Coverage



Wastewater Fund Debt Service Coverage



# Audit Team Contacts



**Erin Enstad, CPA**

*Manager*

[erin.enstad@aemcpas.com](mailto:erin.enstad@aemcpas.com)



**Thomas Olinger, CPA**

*Manager*

[thomas.olingier@aemcpas.com](mailto:thomas.olingier@aemcpas.com)



**Abby Schmidt, CPA**

*Senior Associate*

[abby.schmidt@aemcpas.com](mailto:abby.schmidt@aemcpas.com)



**Kelsey Larson**

*Associate*

[kelsey.larson@aemcpas.com](mailto:kelsey.larson@aemcpas.com)



**Natasha Haugen**

*Intern*

[natasha.haugen@aemcpas.com](mailto:natasha.haugen@aemcpas.com)



# PUBLIC UTILITIES COMMISSION

## REGULAR MEETING

Tuesday, April 27, 2021

7:30 A.M.

City Hall Conference Room

Meeting Held by Video Conference

**IN ATTENDANCE:** Commissioners Segar, Moltzen, Struss, Johnson and Werre.

**ALSO IN ATTENDANCE:** Councilor Hasek, City Engineer/Public Works Director Nemmers, Assistant Finance Director Ziegler, Electric Foreman Heide, Water/Wastewater Supervisor Rainforth.

**ABSENT:** None.

Chair Segar called the meeting to order at 7:30 a.m.

A motion was made by Ms. Moltzen, seconded by Mr. Struss, and carried to approve the March 23, 2021 regular meeting minutes.

Assistant Finance Director Ziegler presented the financial report and production stats for March 2021. Discussion with no action taken.

Assistant Finance Director Ziegler presented the disbursements for March 2021. Discussion was held. A motion was made by Mr. Struss, seconded by Mr. Johnson, and carried to approve the March 2021 disbursements.

City Engineer/Public Works Director Nemmers introduced the report on Water Main Breaks. Water/Wastewater Supervisor Rainforth presented the report and discussed the findings. 2021 has had a significant number of breaks comparatively due to the prolonged cold snap in February. Members commended the staff on their handling of the breaks and regard for safety. Discussion was held with no action taken.

City Engineer/Public Works Director Nemmers proposed changing the meeting dates to the 1<sup>st</sup> and 3<sup>rd</sup> Tuesdays of the month to better align with City Council Meeting dates. Discussion was held. Motion by Mr. Struss, seconded by Ms. Moltzen and carried to change the meeting dates to the 1<sup>st</sup> and 3<sup>rd</sup> Tuesdays of the month beginning in May and to cancel the work session meeting on May 4<sup>th</sup>. Consensus was to offer a hybrid of in-person and remote meeting method going forward.

City Engineer/Public Works Director Nemmers presented the Assignment and Assumption Agreement with SMMPA for the EV Charging Stations. The agreement is necessary to finalize the transfer of the stations to the City. The City will be responsible for installation which is scheduled for late spring. Discussion was held. Motion by Mr. Struss, seconded by Mr. Werre and carried to approve the Assignment & Assumption Agreement with SMMPA for the EV Charging Stations.

City Engineer/Public Works Director Nemmers presented the APPA Certificate of Excellence in Reliability. Members acknowledged the staff for their commitment to excellence. Discussion held with no action taken.

Assistant Finance Director Ziegler opened discussion of resuming disconnects, aid and payment plans. Per



MMUA-lead discussions, other Municipal Utilities have resumed disconnection and collection activities on past-due accounts. The State PUC has issued requirements around payment arrangements, additional aid and time-lines. Ziegler emphasized that our intent would be to follow all such rules and use the cold weather rule procedures. Members agreed that the disconnection process should resume provided all rules are followed and appropriate notices are given. Discussion held with no action taken.

Assistant Finance Director Ziegler stated that the financial audit fieldwork was complete and the presentation would be available in May or June.

There being no other business, it was moved by Ms. Moltzen, seconded by Mr. Struss, and approved to adjourn the meeting at 8:33 a.m.

---

Brian Johnson, Secretary

FAIRMONT PUBLIC UTILITIES COMMISSION  
AGENDA ITEM CONTROL SHEET

MEETING DATE: MAY 18, 2021 SCHEDULED TIME: 7:30 AM

REVIEWED BY: CHRIS ZIEGLER, ASSISTANT FINANCE DIRECTOR

SUBJECT: FINANCIAL REPORT& PRODUCTION STATS: APRIL 2021

SUBJECT INITIATION:

           BY COUNCIL            BY COMMISSION   X   BY STAFF

SUBJECT BACKGROUND BY: CHRIS ZIEGLER

INTRODUCED BY: CHRIS ZIEGLER

TYPE OF ACTION:

<u>      </u> MOTION (VOICE VOTE)	<u>      </u> DISCUSSION
<u>      </u> RESOLUTION (ROLL CALL)	<u>  X  </u> INFORMATION ONLY
<u>      </u> HOLD PUBLIC HEARING (MOTION TO CLOSE)	<u>      </u> SET PUBLIC HEARING (MOTION)

RECOMMENDED ACTION BY:     COMMISSION     COMMITTEE   X   PUC STAFF

<u>   </u> ISSUANCE	<u>   </u> APPROVAL	<u>   </u> AUTHORIZATION
<u>   </u> DENIAL	<u>   </u> REJECTION	<u>  X  </u> NO ACTION NECESSARY

STATEMENT:

FINANCIAL REPORTS AND PRODUCTION STATISTICS FOR APRIL 2021 ARE INCLUDED FOR REVIEW. PROGRESS HAS BEEN MADE ON CLARIFYING ELECTRIC LOSSES. HOWEVER, THIS MONTH'S STATS WILL BE USING THE EXISTING METHOD. STAFF WILL BE MEETING WITH A SMMPA REP TO CONFIRM THE METHODS. HOPE TO PRESENT CORRECTED REPORTS AND NEW METHODOLOGY IN JUNE.

ATTACHMENTS:

1. FINANCIAL REPORT
2. CAPITAL EXPENDITURES SUMMARY
3. PRODUCTION STATISTICS

\*\*\*\*\*

PUC ACTION: \_\_\_\_\_ AGENDA ITEM NO.   5  

DATE: \_\_\_\_\_ PAGE NO.   13

# FAIRMONT PUBLIC UTILITIES COMMISSION

## INCOME STATEMENT SUMMARY: 2021 & 2020

14

	2021			2020		
	APR	YTD	% BUDGET	APR	YTD	% BUDGET
<b>WATER DEPARTMENT</b>						
WATER DEPT REVENUE	\$390,450.63	\$1,473,737.34	26.16%	\$289,339.81	\$1,183,530.71	30.61%
WATER FILTRATION PLANT EXPENSE	\$90,425.77	\$419,873.11	28.87%	\$119,274.51	\$396,366.35	29.08%
WATER DISTRIB EXPENSE	\$41,542.40	\$230,820.22	36.40%	\$55,375.03	\$199,028.62	32.50%
WATER ADMIN EXPENSE	\$11,429.00	\$40,370.97	22.77%	\$13,290.36	\$50,158.77	29.04%
WATER MISC EXPENSE	\$81,346.85	\$567,787.91	38.81%	\$80,456.83	\$574,829.06	38.81%
TRANSFER OUT TO OTHER FUNDS	\$12,452.25	\$49,809.00	33.33%	\$12,433.67	\$49,734.68	33.33%
TOTAL WATER DEPT EXPENSE	\$237,196.27	\$1,308,661.21	33.74%	\$280,830.40	\$1,270,117.48	33.61%
WATER DEPT NET INCOME (LOSS)	\$153,254.36	\$165,076.13	9.41%	\$8,509.41	(\$86,586.77)	-99.04%

	2021			2020		
	APR	YTD	% BUDGET	APR	YTD	% BUDGET
<b>WASTEWATER DEPARTMENT</b>						
WASTEWATER DEPT REVENUE	\$224,409.24	\$878,569.34	26.01%	\$196,213.06	\$785,795.15	31.05%
WASTEWATER TREATMENT PLANT EXPENSE	\$71,901.55	\$311,018.92	34.67%	\$79,034.73	\$264,196.54	30.67%
WASTEWATER COLLECTION EXPENSE	\$22,020.78	\$99,464.96	25.74%	\$37,685.97	\$104,620.16	30.44%
WASTEWATER ADMIN EXPENSE	\$7,428.71	\$26,200.46	23.35%	\$9,665.96	\$35,409.33	29.45%
WASTEWATER MISC EXPENSE	\$53,222.24	\$240,685.68	34.03%	\$51,715.81	\$241,500.81	33.93%
TRANSFER OUT TO OTHER FUNDS	\$8,184.75	\$32,739.00	33.33%	\$8,318.75	\$33,275.00	33.33%
TOTAL WASTEWATER DEPT EXPENSE	\$162,758.03	\$710,109.02	32.26%	\$186,421.22	\$679,001.84	31.77%
WASTEWATER DEPT NET INCOME (LOSS)	\$61,651.21	\$168,460.32	14.32%	\$9,791.84	\$106,793.31	27.12%

	2021			2020		
	APR	YTD	% BUDGET	APR	YTD	% BUDGET
<b>ELECTRIC DEPARTMENT</b>						
ELECTRIC DEPT REVENUE	\$1,148,562.49	\$5,371,059.97	34.51%	\$1,122,080.33	\$4,807,668.82	31.01%
PURCHASE POWER EXPENSE	\$824,295.77	\$3,490,259.39	30.31%	\$823,952.02	\$3,499,120.57	30.48%
ELECTRIC DISTRIB EXPENSE	\$110,177.35	\$418,875.47	29.17%	\$138,247.87	\$407,379.94	26.76%
ELECTRIC ADMIN EXPENSE	\$51,050.22	\$179,371.42	26.10%	\$63,594.17	\$202,858.67	30.39%
ELECTRIC DEPT MISC EXPENSE	\$43,437.07	\$213,115.59	31.87%	\$43,553.88	\$206,548.60	32.23%
TRANSFER OUT TO OTHER FUNDS	\$56,446.34	\$225,785.34	13.46%	\$56,330.92	\$225,323.68	33.33%
TOTAL ELECTRIC DEPT EXPENSE	\$1,085,406.75	\$4,527,407.21	28.33%	\$1,125,678.86	\$4,541,231.46	30.30%
ELECTRIC DEPT NET INCOME (LOSS)	\$63,155.74	\$843,652.76	-200.29%	(\$3,598.53)	\$266,437.36	51.87%

**FAIRMONT PUBLIC UTILITIES - 2021 CAPITAL EXPENDITURES SUMMARY**

<b>ACCT #</b>	<b>ELECTRIC DEPARTMENT</b>	<b>BUD AMT</b>	<b>YTD EXP</b>	<b>BUDGET BAL</b>
604-00000-16300	NEW TRANSFORMERS	\$75,000	\$6,445	\$68,555
604-00000-16300	AUTOMATED METER INFRASTRUCTURE	\$1,100,000	\$96,575	\$1,003,425
604-00000-16300	UNDERGROUND CONDUCTORS	\$80,000		\$80,000
604-00000-16300	2021 IMPROVEMENT PROJECT	\$40,000	\$6,440	\$33,560
604-00000-16400	REPLACE METER TESTER	\$40,000		\$40,000
604-00000-16300	HOSPITAL METER ROOM UPGRADES	\$50,000		\$50,000
	CONTINGENCY	\$20,000		\$20,000
	<b>TOTAL CAPITAL EXPENDITURES</b>	<b>\$1,405,000</b>	<b>\$109,460</b>	<b>\$1,295,540</b>

<b>ACCT #</b>	<b>WATER DEPARTMENT</b>	<b>BUD AMT</b>	<b>YTD EXP</b>	<b>BUDGET BAL</b>
601-49400-40300	LIME POND DECOMMISSIONING	\$2,700,000	\$21,515	\$2,678,486
601-00000-16300	AUTOMATED METER INFRASTRUCTURE	\$1,000,000		\$1,000,000
601-00000-16300	TURBIDITY METERS	\$20,000	\$9,875	\$10,125
601-00000-16300	WATER VALVE REPLACEMENT	\$30,000		\$30,000
601-00000-16300	WATER TOWER PAINTING (Interior 1)	\$400,000	\$12,715	\$387,286
601-00000-16300	TANK FARM AC	\$5,000		\$5,000
601-00000-16210	LIME PRESS EQUIPMENT REPLACEMENT	\$10,000	\$0	\$10,000
601-00000-16210	RELOCATE AC UNITS AT WATER PLANT	\$5,000	\$0	\$5,000
601-49430-31200	RISK & RESILIENCE CERTIFICATION	\$25,000	\$0	\$25,000
	MISC CAPITAL ITEMS	\$5,000		\$5,000
	WATER CONTINGENCY	\$20,000		\$20,000
601-00000-16300	CR 39 EXTENSION	\$255,000	\$0	\$255,000
601-00000-16500	2021 IMPROVEMENT PROJECT	\$225,000	\$0	\$225,000
	<b>TOTAL CAPITAL EXPENDITURES</b>	<b>\$4,700,000</b>	<b>\$44,104</b>	<b>\$4,655,896</b>

<b>ACCT #</b>	<b>WASTEWATER DEPARTMENT</b>	<b>BUD AMT</b>	<b>YTD EXP</b>	<b>BUDGET BAL</b>
602-00000-16300	AUTOMATED METER INFRASTRUCTURE	\$50,000		\$50,000
602-00000-16300	LIFT STATION REHAB	\$150,000	\$0	\$150,000
602-00000-16300	LIFT STATION REPLACE WOODLAND & SUMMIT	\$150,000	\$0	\$150,000
602-00000-16500	FINAL CLARIFIER SCUM HANDLING	\$125,000	\$8,850	\$116,150
602-00000-16300	STATE & ORIENT SEWER RELIEF	\$30,000		\$30,000
602-00000-16200	TRASH PUMP	\$5,000		\$5,000
602-00000-16200	UV REPLACEMENT	\$1,500,000		\$1,500,000
602-00000-16200	SPECTROMETER REPLACEMENT	\$10,000	\$4,658	\$5,342
602-00000-16200	POLYMER BLEND SYSTEM	\$25,000		\$25,000
602-00000-16200	BLOWER REBUILD & ACCESS ROAD	\$25,000	\$0	\$25,000
602-00000-16200	RAW ACTIVATED SLUGE PUMP	\$10,000		\$10,000
	MISC CAPITAL ITEMS	\$5,000		\$5,000
	WASTEWATER DEPARTMENT CONTINGENCY	\$20,000		\$20,000
602-00000-16300	CR 39 EXTENSION	\$835,000		\$835,000
602-00000-16300	2021 IMPROVEMENT PROJECT	\$275,000		\$275,000
	<b>TOTAL CAPITAL EXPENDITURES</b>	<b>\$3,215,000</b>	<b>\$13,508</b>	<b>\$3,201,492</b>



# FAIRMONT PUBLIC UTILITIES

## ELECTRIC DEPT STATISTICAL COMPARISON - APRIL

ACCOUNT #	DESCRIPTION	APR KWH	APR KWH	APR REVENUE	APR REVENUE
		2021	2020	2021	2020
604-37400-37411	Residential Light Sales	1,925,934	1,955,679	\$222,503.37	\$225,628.50
604-37400-37412	Residential Heat Sales	724,765	730,850	\$75,871.36	\$76,527.16
604-37400-37413	Commercial Service Sales	1,614,307	1,463,617	\$173,558.31	\$158,439.08
604-37400-37414	Seasonal Commercial Heat Sales	81,115	85,637	\$8,369.83	\$8,840.58
604-37400-37415	General Service Sales	1,115,302	1,014,221	\$109,889.13	\$96,278.69
604-37400-37416	Industrial Sales	4,123,205	4,055,592	\$369,841.48	\$371,022.80
604-37400-37417	All Electric Sales	661,021	627,038	\$48,339.86	\$46,276.02
604-37400-37418	Rural Electric Sales	263,957	254,693	\$29,669.34	\$28,657.19
604-37400-37420	Filter Plant Power	103,600	99,200	\$6,889.40	\$6,596.80
604-37400-37421	WW Treatment Plant Power	111,870	120,036	\$7,439.36	\$7,982.39
604-37400-37423	Municipal Street Lighting	37,350	39,638	\$2,801.26	\$2,972.86
604-37400-37426	Security & Street Lighting	3,494	3,722	\$879.98	\$892.61
604-37400-37419	Energy Cost Adjustment			\$71,728.63	\$69,707.14
<b>TOTAL SALES</b>		<b>10,765,920</b>	<b>10,449,923</b>	<b>\$1,127,781.31</b>	<b>\$1,099,821.82</b>
<b>ELECTRIC PURCHASES</b>		<b>2021</b>	<b>2020</b>		
<b>TIE LINE - SMMPA 69 KV (BILLED)</b>		<b>10,318,276</b>	<b>10,279,567</b>		
<b>TIE LINE - WAPA 69 KV (BILLED)</b>		<b>358,000</b>	<b>358,000</b>		
<b>TOTAL PURCHASES (69 KV)</b>		<b>10,676,276</b>	<b>10,637,567</b>		
				<b>PERCENTAGE OF LOSSES</b>	
				<b>2021</b>	<b>2020</b>
<b>69 KV TRANSMISSION &amp; TRANSFORMATION LOSSES</b>		<b>(5,474,460)</b>	<b>(911,348)</b>	<b>-51.28%</b>	<b>-8.57%</b>
<b>TOTAL CALC KWH LOAD</b>		<b>16,150,736</b>	<b>11,548,915</b>		
<b>TOTAL ENERGY SALES</b>		<b>10,765,920</b>	<b>10,449,923</b>		
<b>DISTRIBUTION SYSTEM LOSSES</b>		<b>5,384,816</b>	<b>1,098,992</b>	<b>33.34%</b>	<b>9.52%</b>
<b>NET LOSSES</b>				<b>-17.94%</b>	<b>0.95%</b>

16

**PUBLIC UTILITIES COMMISSION WASTEWATER DEPARTMENT STATISTICS FOR THE YEAR 2021**

DEC

NOV

OCT

SEP

AUG

JUL

JUN

MAY

APR

MAR

FEB

JAN

TOTAL FLOW	31,970,000	28,180,000	43,050,000	40,950,000															
DAILY FLOW	1,030,000	1,010,000	1,390,000	1,370,000															
MAXIMUM FLOW	1,160,000	1,160,000	1,930,000	1,570,000															
MINIMUM FLOW	96,200	91,000	108,000	118,000															
I & I % OF TOTAL FLOW	11.89%	10.17%	43.97%	28.37%															

**INFLUENT AVERAGE:**

LBS / DAY BOD	2,446	2,350	2,644	3,148															
LBS / DAY TSS	2,529	3,441	2,632	2,893															

**EFFLUENT BOD:**

AVERAGE BOD	2.0	3.0	2.0	2.0															
MAXIMUM BOD	3.0	3.0	3.0	10.0															
MINIMUM BOD	2.0	2.0	2.0	2.0															

**EFFLUENT TSS:**

AVERAGE TSS	11	12	9	11															
MAXIMUM TSS	16	18	13	16															
MINIMUM TSS	7	8	6	6															

**# OF DAYS OVER**

# OF DAYS OVER	0	0	0	0															
----------------	---	---	---	---	--	--	--	--	--	--	--	--	--	--	--	--	--	--	--

**PERMIT LIMITS**

ELECTRIC USE - KWH	115,844	110,342	90,364	111,870															
ELECTRIC USE - COST	\$8,476.89	\$8,074.27	\$6,612.39	\$8,186.09															

**REVENUE:**

RESIDENTIAL	\$100,817.37	\$95,897.37	\$93,131.94	\$96,355.73															
COMMERCIAL	\$26,285.39	\$27,729.49	\$28,323.96	\$31,892.34															
INDUSTRIAL	\$15,810.31	\$20,361.80	\$22,156.54	\$24,276.75															
<b>TOTAL REVENUE</b>	<b>\$142,913.07</b>	<b>\$143,988.66</b>	<b>\$143,612.44</b>	<b>\$154,524.82</b>	<b>\$0.00</b>	<b>\$0.00</b>	<b>\$0.00</b>	<b>\$0.00</b>	<b>\$0.00</b>	<b>\$0.00</b>	<b>\$0.00</b>	<b>\$0.00</b>	<b>\$0.00</b>	<b>\$0.00</b>	<b>\$0.00</b>	<b>\$0.00</b>	<b>\$0.00</b>	<b>\$0.00</b>	<b>\$0.00</b>

**WASTEWATER DEPARTMENT TOTALS YEAR TO DATE**

	YEAR	
	2021	2020
TOTAL FLOW TO PLANT, GALLONS	144,150,000	225,070,000
I & I % OF TOTAL FLOW	43.97%	61.73%
DAYS EXCEEDING PERMIT LIMITS	0	0
TOTAL ELECTRIC - KWH	428,420	443,384
TOTAL ELECTRIC - COST	\$31,349.64	\$32,444.62
TOTAL RESIDENTIAL REVENUE	\$388,202.41	\$352,360.30
TOTAL COMMERCIAL REVENUE	\$114,231.18	\$92,708.42
TOTAL INDUSTRIAL REVENUE	\$82,605.40	\$56,412.36
<b>TOTAL REVENUE</b>	<b>\$585,038.99</b>	<b>\$501,481.08</b>

BOD = Biodegradable Oxygen Demand  
TSS= Total Suspended Solids

17

**PUBLIC UTILITIES COMMISSION WATER DEPARTMENT STATISTICS FOR 2021**

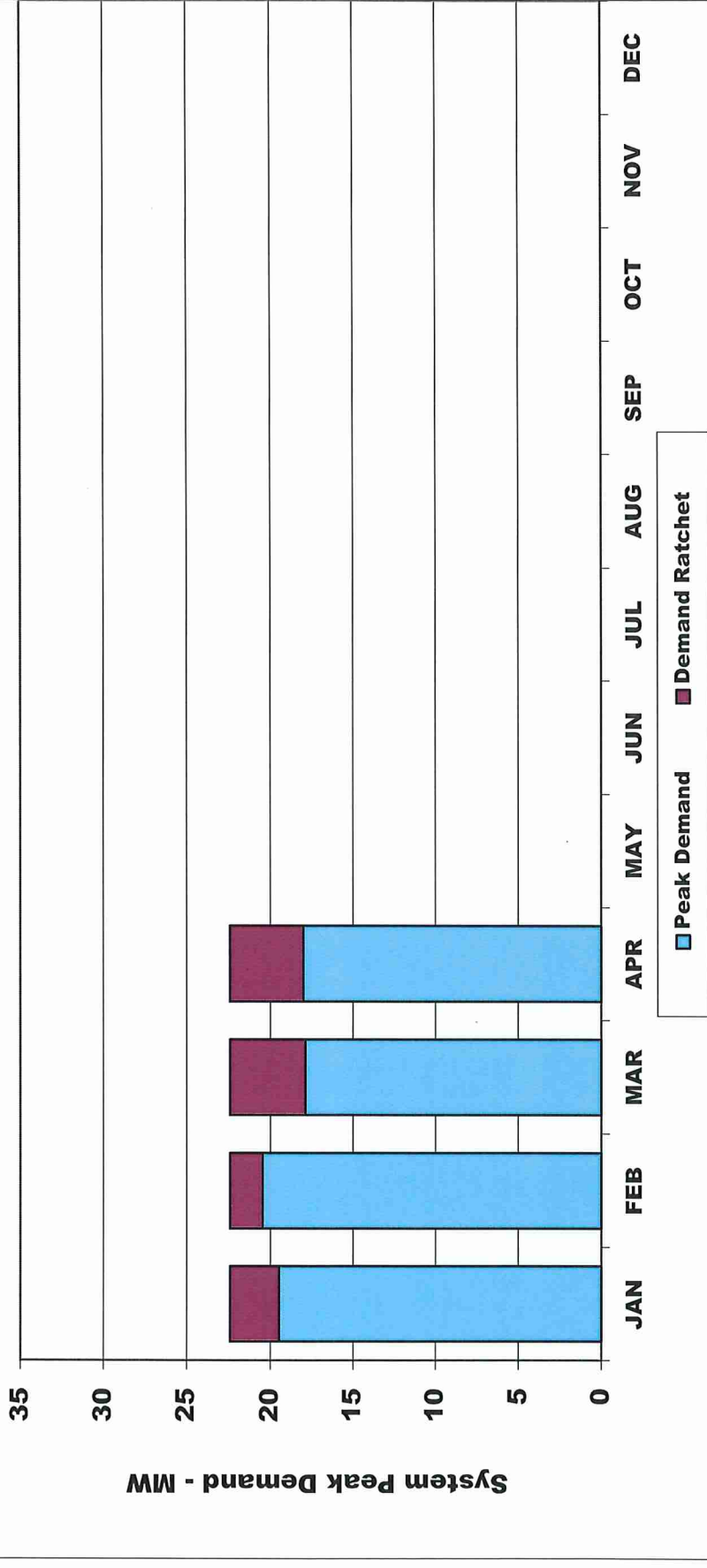
	JAN	FEB	MAR	APR	MAY	JUN	JUL	AUG	SEP	OCT	NOV	DEC
FINISHED WATER	37,974,769	36,103,266	38,270,593	37,893,265								
RAW WATER	40,533,178	37,463,306	39,796,416	39,463,607								
LESS HOUSE WATER	2,000,000	1,792,960	2,033,424	1,950,848								
LESS DOMESTIC WATER	22,500	17,100	15,900	14,400								
<b>NET FINISHED WATER</b>	<b>38,510,678</b>	<b>35,653,246</b>	<b>37,747,092</b>	<b>37,498,359</b>	<b>0</b>	<b>0</b>	<b>0</b>	<b>0</b>	<b>0</b>	<b>0</b>	<b>0</b>	<b>0</b>
RESIDENTIAL SALES	14,804,665	13,003,518	11,859,959	13,947,512								
COMMERCIAL SALES	6,961,907	6,933,705	6,641,958	8,757,743								
INDUSTRIAL SALES	8,886,834	8,901,795	7,248,605	11,265,633								
<b>TOTAL WATER SALES</b>	<b>30,653,406</b>	<b>28,839,018</b>	<b>25,750,522</b>	<b>33,970,888</b>	<b>0</b>	<b>0</b>	<b>0</b>	<b>0</b>	<b>0</b>	<b>0</b>	<b>0</b>	<b>0</b>
ACCOUNTED LOSS	205,000	457,650	130,100	257,200								
UNACCOUNTED LOSS	7,652,272	6,356,578	11,866,470	3,270,271								
% OF NET FINISHED WATER	19.87%	17.61%	31.01%	8.63%								
PEAK DAY VOL	1,380,333	1,655,290	1,428,434	1,560,962								
PEAK DATE	01/15/21	02/22/21	03/18/21	04/07/21								
AVERAGE DAY VOL	1,224,983	1,289,402	1,234,535	1,263,109								
RESIDENTIAL SALES \$\$	\$215,407.83	\$201,736.00	\$195,343.90	\$208,588.40								
COMMERCIAL SALES \$\$	\$71,949.64	\$71,541.12	\$69,552.11	\$84,502.50								
INDUSTRIAL SALES \$\$	\$49,896.00	\$49,980.00	\$40,698.00	\$63,581.60								
<b>TOTAL SALES \$\$\$</b>	<b>\$337,253.47</b>	<b>\$323,259.12</b>	<b>\$305,594.01</b>	<b>\$356,672.50</b>	<b>\$0.00</b>	<b>\$0.00</b>	<b>\$0.00</b>	<b>\$0.00</b>	<b>\$0.00</b>	<b>\$0.00</b>	<b>\$0.00</b>	<b>\$0.00</b>

**WATER DEPARTMENT TOTALS YEAR TO DATE**

	2021	2020	
FINISHED WATER	150,241,893	140,727,273	GAL
RAW WATER	157,256,507	142,273,539	GAL
- HOUSE WATER	7,777,232	7,312,384	GAL
- DOMESTIC WATER	69,900	62,500	GAL
NET FINISHED WATER	149,409,375	134,898,655	GAL
RESIDENTIAL SALES	53,615,654	53,914,424	GAL
COMMERCIAL SALES	29,295,313	21,444,439	GAL
INDUSTRIAL SALES	36,302,867	29,450,730	GAL
TOTAL WATER SALES	119,213,834	104,809,593	GAL
ACCOUNTED LOSSES	1,049,950	361,513	GAL
UNACCOUNTED LOSSES	29,145,591	29,727,549	GAL
% OF NET FINISHED WATER	19.51%	22.04%	
YTD RESIDENTIAL SALES \$\$	\$821,078.13	\$682,443.20	
YTD COMMERCIAL SALES \$\$	\$297,545.37	\$204,779.89	
YTD INDUSTRIAL SALES \$\$	\$204,155.60	\$140,264.80	
YTD WATER SALES TOTAL \$\$	\$1,322,779.10	\$1,027,487.89	
REVENUE PER GALLON SOLD	\$0.011096	\$0.009803	
	2021 / 2020	1.13184	

18

# City of Fairmont Demand Ratchet Costs - 2021



	JAN	FEB	MAR	APR	MAY	JUN	JUL	AUG	SEP	OCT	NOV	DEC
PEAK DEMAND	19,467	20,449	17,873	18,006								
RATCHET DEMAND	22,381	22,381	22,381	22,381								
DIFFERENCE	2,914	1,932	4,508	4,375	0	0	0	0	0	0	0	0
RATCHET COST	\$31,908	\$21,155	\$49,363	\$47,906	\$0	\$0	\$0	\$0	\$0	\$0	\$0	\$0

**TOTAL RATCHET COSTS** **\$150,332**

**2021 ESTIMATED RATCHET COST = \$**  
 JAN - MAY: RATCHET BASED ON SYSTEM PEAK OF 30,753 SET ON JULY 19, 2020.  
 JUN - SEP: ANNUAL PEAK MEASUREMENT PERIOD.  
 OCT-DEC: RATCHET BASED ON SYSTEM PEAK SET SUMMER OF 2021. (TBD)  
 Ratchet is 74% of peak demand.

19



FAIRMONT PUBLIC UTILITIES COMMISSION  
AGENDA ITEM CONTROL SHEET

MEETING DATE:   MAY 18, 2021   SCHEDULED TIME:   7:30 AM  

REVIEWED BY:   CHRIS ZIEGLER, ASSISTANT FINANCE DIRECTOR  

SUBJECT:   RECORD OF DISBURSEMENTS – APRIL 2021  

SUBJECT INITIATION:

           BY COUNCIL                 BY COMMISSION        X   BY STAFF

SUBJECT BACKGROUND BY: CHRIS ZIEGLER

INTRODUCED BY: CHRIS ZIEGLER

TYPE OF ACTION:

<u>  X  </u> MOTION (VOICE VOTE)	<u>          </u> DISCUSSION
<u>          </u> RESOLUTION (ROLL CALL)	<u>          </u> INFORMATION ONLY
<u>          </u> HOLD PUBLIC HEARING (MOTION TO CLOSE)	<u>          </u> SET PUBLIC HEARING (MOTION)

RECOMMENDED ACTION BY:    COMMISSION    COMMITTEE   X   PUC STAFF

<u>  </u> ISSUANCE	<u>  X  </u> APPROVAL	<u>          </u> AUTHORIZATION
<u>  </u> DENIAL	<u>          </u> REJECTION	<u>          </u> NO ACTION NECESSARY

STATEMENT:

APPROVAL IS REQUESTED FOR THE COMMISSIONERS' RECORD OF DISBURSEMENTS FOR APRIL 2021.

ATTACHMENTS:

1. PUC CHECK LISTING

\*\*\*\*\*  
PUC ACTION: \_\_\_\_\_ AGENDA ITEM NO.   6  

DATE: \_\_\_\_\_ PAGE NO.   30

Accounts Payable  
PUC CHECKS

601-WTR; 602-WWTR; 604-ELEC



User: cziegler  
Printed: 05/12/2021 - 10:48 AM

Name	Account	Description	Amount	Check Nu	Check D
Abdo, Eick & Meyers, LLP	601-49440-312	Certified Audit Services for Year Ending 12/31/2020	2,016.28	150865	04/15/202
Abdo, Eick & Meyers, LLP	602-49490-312	Certified Audit Services for Year Ending 12/31/2020	1,348.99	150865	04/15/202
Abdo, Eick & Meyers, LLP	604-49590-312	Certified Audit Services for Year Ending 12/31/2020	9,134.73	150865	04/15/202
			<hr/>		
Abdo, Eick & Meyers, LLP			12,500.00		
Abel Charlie	604-49570-331	reimbursement for expenses at substation MMUA school	64.51	0	04/16/202
Abel Charlie	602-49450-312	Hauling biosolids	4,060.00	0	05/05/202
			<hr/>		
Abel Charlie			4,124.51		
Abel Pumps, LP	601-49400-404	Membrane EM-050	1,546.42	150892	04/16/202
			<hr/>		
Abel Pumps, LP			1,546.42		
Air Products and Chemicals, Inc.	601-00000-142	35,000 lbs of Carbon Dioxide	2,362.50	151042	05/05/202
			<hr/>		
Air Products and Chemicals, Inc.			2,362.50		
Altec Industries Inc	604-49570-403	Hydraulic Pole Puller	3,635.12	150979	04/27/202
			<hr/>		
Altec Industries Inc			3,635.12		
American Welding & Gas, Inc.	602-49470-240	Welding Helmet	287.10	150893	04/16/202
American Welding & Gas, Inc.	604-49570-402	Acetylene,oxygen, spec gas	76.05	151138	05/10/202
			<hr/>		
American Welding & Gas, Inc.			363.15		
Aqua-Pure Inc.	601-49400-314	pH 4 buffer, N/50 Sulfuric acid	100.45	150894	04/16/202
Aqua-Pure Inc.	601-49400-216	Tote of AQ3025-2950 lbs	4,725.60	151139	05/10/202
			<hr/>		
Aqua-Pure Inc.			4,826.05		
Aramark	601-49400-312	Laundrying Services	211.35	150895	04/16/202
			<hr/>		
Aramark			211.35		
Arnold Motor Supply	602-49450-439	spray lube, gasket shellac	21.68	150896	04/16/202
Arnold Motor Supply	601-49400-405	#60 rear axle seals	6.92	150980	04/27/202
Arnold Motor Supply	601-49400-405	#60 Rad Cap	4.77	150980	04/27/202
Arnold Motor Supply	604-49570-405	#27 Struts	120.11	151043	05/05/202
			<hr/>		
Arnold Motor Supply			153.48		
Bankcard Center	604-49570-223	Gripper pad, wiper seal, gauge	278.03	151140	05/10/202

21

# 601-WTR; 602-WWTR; 604-ELEC

Name	Account	Description	Amount	Check Nu	Check D
Bankcard Center			278.03		
Becker Neal	601-49445-305	reimbursement for Safety glasses	300.00	150897	04/16/202
Becker Neal			300.00		
Bevcomm Inc	604-49570-321	April 2021 Telephone	1.80	150739	04/08/202
Bevcomm Inc	601-49400-321	April 2021 Telephone	5.02	150739	04/08/202
Bevcomm Inc	602-49450-321	April 2021 Telephone	1.80	150739	04/08/202
Bevcomm Inc	601-49400-321	April 2021 Telephone Public Utilities	11.77	150739	04/08/202
Bevcomm Inc	602-49450-321	April 2021 Telephone Public Utilities	7.74	150739	04/08/202
Bevcomm Inc	604-49570-321	April 2021 Telephone Public Utilities	53.37	150739	04/08/202
Bevcomm Inc			81.50		
Bock James	604-49595-439	Refrigerator Rebate	45.00	150898	04/16/202
Bock James			45.00		
Boomgaars Supply	602-49470-439	Pipe wrench	99.99	151141	05/10/202
Boomgaars Supply	602-49450-439	glass cleaner, air compressor oil	11.97	151141	05/10/202
Boomgaars Supply	602-49450-439	pipe nipple.elbow	20.07	151141	05/10/202
Boomgaars Supply	602-49450-439	fuses, terminals, command strips	16.96	151141	05/10/202
Boomgaars Supply	602-49450-439	pipe bushing, gauge, adj wrench	59.16	151141	05/10/202
Boomgaars Supply	602-49450-439	Dry Gauges	19.98	151141	05/10/202
Boomgaars Supply			228.13		
Cardmember Services	601-49430-439	Screen Protectors & Cell Phone Case	53.93	150682	04/06/202
Cardmember Services	604-49570-404	Close/Trip Coil, Equipment Repair & Maint Electric Dept	589.44	150682	04/06/202
Cardmember Services	601-49440-201	Asset Tags	95.30	150682	04/06/202
Cardmember Services	602-49490-201	Asset Tags	62.64	150682	04/06/202
Cardmember Services	604-49590-201	Asset Tags	431.96	150682	04/06/202
Cardmember Services	602-49450-404	2" B2 Series, 2-Way Characterized Control Valve-Supply House.	126.70	150682	04/06/202
Cardmember Services	602-49470-402	Seals Unlimited Credit-Paid by Check Also	-269.04	150682	04/06/202
Cardmember Services			1,090.93		
Carquest Auto Parts Stores	602-49470-439	locks	4.34	151142	05/10/202
Carquest Auto Parts Stores	602-49470-405	#42 Wiper blades	25.44	151142	05/10/202
Carquest Auto Parts Stores	601-49400-405	#60 truck shock	50.98	151142	05/10/202
Carquest Auto Parts Stores	601-49400-405	#60 truck shock-under warranty	-50.98	151142	05/10/202
Carquest Auto Parts Stores	604-49570-405	Mini Ex-Battery	103.17	151142	05/10/202
Carquest Auto Parts Stores	604-49570-405	#26-oil - bucket truck	82.77	151142	05/10/202
Carquest Auto Parts Stores			215.72		
Chemisolv Corp.	602-49450-216	Custom Rotary Drum Polymer	3,204.00	150899	04/16/202
Chemisolv Corp.			3,204.00		
Cintas Corporation	604-49570-437	Laundering service	919.64	151143	05/10/202
Cintas Corporation			919.64		

22



# 601-WTR; 602-WWTR; 604-ELEC

Name	Account	Description	Amount	Check Nu	Check D
City of Lakes Media	604-49595-439	Advertisements for Lamp & Ballast Recycling	84.00	151144	05/10/202
City of Lakes Media	604-49595-439	Advertisements for Lamp & Ballast Recycling	112.00	151144	05/10/202
City of Lakes Media			196.00		
Colonial Life	601-00000-218	PR Batch 00001.04.2021 Colonial Cancer	61.33	150852	04/13/202
Colonial Life	602-00000-218	PR Batch 00001.04.2021 Colonial Cancer	19.84	150852	04/13/202
Colonial Life	604-00000-218	PR Batch 00001.04.2021 Colonial Cancer	50.83	150852	04/13/202
Colonial Life	601-00000-218	PR Batch 00001.04.2021 Colonial Disability	206.62	150852	04/13/202
Colonial Life	602-00000-218	PR Batch 00001.04.2021 Colonial Disability	134.69	150852	04/13/202
Colonial Life	604-00000-218	PR Batch 00001.04.2021 Colonial Disability	143.85	150852	04/13/202
Colonial Life	601-00000-218	PR Batch 00001.04.2021 Colonial Group Accident	60.75	150852	04/13/202
Colonial Life	602-00000-218	PR Batch 00001.04.2021 Colonial Group Accident	59.85	150852	04/13/202
Colonial Life	604-00000-218	PR Batch 00001.04.2021 Colonial Group Accident	41.96	150852	04/13/202
Colonial Life	601-00000-218	PR Batch 00001.04.2021 Colonial GroupSpecifiedDisease	18.95	150852	04/13/202
Colonial Life	602-00000-218	PR Batch 00001.04.2021 Colonial GroupSpecifiedDisease	14.41	150852	04/13/202
Colonial Life	604-00000-218	PR Batch 00001.04.2021 Colonial GroupSpecifiedDisease	5.13	150852	04/13/202
Colonial Life	601-00000-218	PR Batch 00001.04.2021 Colonial Life Insurance	59.83	150852	04/13/202
Colonial Life	602-00000-218	PR Batch 00001.04.2021 Colonial Life Insurance	76.78	150852	04/13/202
Colonial Life	604-00000-218	PR Batch 00001.04.2021 Colonial Life Insurance	138.91	150852	04/13/202
Colonial Life	601-00000-218	PR Batch 00002.04.2021 Colonial Cancer	61.34	150973	04/28/202
Colonial Life	602-00000-218	PR Batch 00002.04.2021 Colonial Cancer	19.84	150973	04/28/202
Colonial Life	604-00000-218	PR Batch 00002.04.2021 Colonial Cancer	50.84	150973	04/28/202
Colonial Life	601-00000-218	PR Batch 00002.04.2021 Colonial Disability	206.62	150973	04/28/202
Colonial Life	602-00000-218	PR Batch 00002.04.2021 Colonial Disability	134.71	150973	04/28/202
Colonial Life	604-00000-218	PR Batch 00002.04.2021 Colonial Disability	143.84	150973	04/28/202
Colonial Life	601-00000-218	PR Batch 00002.04.2021 Colonial Group Accident	60.74	150973	04/28/202
Colonial Life	602-00000-218	PR Batch 00002.04.2021 Colonial Group Accident	59.85	150973	04/28/202
Colonial Life	604-00000-218	PR Batch 00002.04.2021 Colonial Group Accident	41.96	150973	04/28/202
Colonial Life	601-00000-218	PR Batch 00002.04.2021 Colonial GroupSpecifiedDisease	18.95	150973	04/28/202
Colonial Life	602-00000-218	PR Batch 00002.04.2021 Colonial GroupSpecifiedDisease	14.41	150973	04/28/202
Colonial Life	604-00000-218	PR Batch 00002.04.2021 Colonial GroupSpecifiedDisease	5.13	150973	04/28/202
Colonial Life	601-00000-218	PR Batch 00002.04.2021 Colonial Life Insurance	57.76	150973	04/28/202
Colonial Life	602-00000-218	PR Batch 00002.04.2021 Colonial Life Insurance	75.42	150973	04/28/202
Colonial Life	604-00000-218	PR Batch 00002.04.2021 Colonial Life Insurance	129.52	150973	04/28/202
Colonial Life			2,174.66		
Crysteel Truck Equipment Inc	604-49570-405	cable step	116.51	151145	05/10/202
Crysteel Truck Equipment Inc			116.51		
Day Plumbing Heating & Cooling, Inc.	602-49450-439	ball valve, elbow, coupling	69.90	150981	04/27/202
Day Plumbing Heating & Cooling, Inc.			69.90		
EFTPS	601-00000-218	PR Batch 00001.04.2021 Federal Income Tax	3,569.52	0	04/13/202
EFTPS	602-00000-218	PR Batch 00001.04.2021 Federal Income Tax	1,530.51	0	04/13/202
EFTPS	604-00000-218	PR Batch 00001.04.2021 Federal Income Tax	3,648.09	0	04/13/202
EFTPS	601-00000-218	PR Batch 00001.04.2021 FICA Employee Portion	2,108.43	0	04/13/202
EFTPS	602-00000-218	PR Batch 00001.04.2021 FICA Employee Portion	1,087.12	0	04/13/202
EFTPS	604-00000-218	PR Batch 00001.04.2021 FICA Employee Portion	2,592.61	0	04/13/202
EFTPS	601-00000-218	PR Batch 00001.04.2021 FICA Employer Portion	2,108.43	0	04/13/202
EFTPS	602-00000-218	PR Batch 00001.04.2021 FICA Employer Portion	1,087.12	0	04/13/202
EFTPS	604-00000-218	PR Batch 00001.04.2021 FICA Employer Portion	2,592.61	0	04/13/202

23



# 601-WTR; 602-WWTR; 604-ELEC

Name	Account	Description	Amount	Check Nu	Check D
EFTPS	601-00000-218	PR Batch 00001.04.2021 Medicare Employee Portion	493.10	0	04/13/202
EFTPS	602-00000-218	PR Batch 00001.04.2021 Medicare Employee Portion	254.22	0	04/13/202
EFTPS	604-00000-218	PR Batch 00001.04.2021 Medicare Employee Portion	606.36	0	04/13/202
EFTPS	601-00000-218	PR Batch 00001.04.2021 Medicare Employer Portion	493.10	0	04/13/202
EFTPS	602-00000-218	PR Batch 00001.04.2021 Medicare Employer Portion	254.22	0	04/13/202
EFTPS	604-00000-218	PR Batch 00001.04.2021 Medicare Employer Portion	606.36	0	04/13/202
EFTPS	601-00000-218	PR Batch 00002.04.2021 Federal Income Tax	3,248.93	0	04/28/202
EFTPS	602-00000-218	PR Batch 00002.04.2021 Federal Income Tax	1,492.84	0	04/28/202
EFTPS	604-00000-218	PR Batch 00002.04.2021 Federal Income Tax	3,736.27	0	04/28/202
EFTPS	601-00000-218	PR Batch 00002.04.2021 FICA Employee Portion	1,969.88	0	04/28/202
EFTPS	602-00000-218	PR Batch 00002.04.2021 FICA Employee Portion	1,063.27	0	04/28/202
EFTPS	604-00000-218	PR Batch 00002.04.2021 FICA Employee Portion	2,570.50	0	04/28/202
EFTPS	601-00000-218	PR Batch 00002.04.2021 FICA Employer Portion	1,969.88	0	04/28/202
EFTPS	602-00000-218	PR Batch 00002.04.2021 FICA Employer Portion	1,063.27	0	04/28/202
EFTPS	604-00000-218	PR Batch 00002.04.2021 FICA Employer Portion	2,570.50	0	04/28/202
EFTPS	601-00000-218	PR Batch 00002.04.2021 Medicare Employee Portion	460.69	0	04/28/202
EFTPS	602-00000-218	PR Batch 00002.04.2021 Medicare Employee Portion	248.67	0	04/28/202
EFTPS	604-00000-218	PR Batch 00002.04.2021 Medicare Employee Portion	601.15	0	04/28/202
EFTPS	601-00000-218	PR Batch 00002.04.2021 Medicare Employer Portion	460.69	0	04/28/202
EFTPS	602-00000-218	PR Batch 00002.04.2021 Medicare Employer Portion	248.67	0	04/28/202
EFTPS	604-00000-218	PR Batch 00002.04.2021 Medicare Employer Portion	601.15	0	04/28/202
EFTPS			45,338.16		
Elk River Winlectric Co.	604-00000-142	3 reels of 1/0 FJN cable 8441 ft	20,300.61	151146	05/10/202
Elk River Winlectric Co.			20,300.61		
Enespro LLC	604-49570-439	Headlamp, LED light kit	116.00	151044	05/05/202
Enespro LLC			116.00		
Fastenal Company	601-49400-439	4 pair safety glasses	32.48	151045	05/05/202
Fastenal Company	601-49400-404	bolts-bosch electric breaker	6.13	151147	05/10/202
Fastenal Company			38.61		
Fleet & Farm Supply	602-49450-439	water can, HTH	31.48	151148	05/10/202
Fleet & Farm Supply	601-49400-439	hose connector, bolts, tapper, adapter	31.64	151148	05/10/202
Fleet & Farm Supply	602-49450-439	masks, threaded rod	9.37	151148	05/10/202
Fleet & Farm Supply	602-49450-439	vice grip, pipe fittings	14.93	151148	05/10/202
Fleet & Farm Supply	602-49450-439	Fuel Stabiliz, oil, sump pump	23.97	151148	05/10/202
Fleet & Farm Supply	601-49400-439	adapter, coupler,	11.87	151148	05/10/202
Fleet & Farm Supply	601-49400-439	icemaker kit, tube strap	11.94	151148	05/10/202
Fleet & Farm Supply	602-49450-439	brass snaps-flag pole	7.16	151148	05/10/202
Fleet & Farm Supply	602-49450-439	Battery, pipe glue	7.98	151148	05/10/202
Fleet & Farm Supply	602-49450-439	Babrass 3/8" 3 ft, fittings	18.54	151148	05/10/202
Fleet & Farm Supply	604-49570-439	Drill bit	8.99	151148	05/10/202
Fleet & Farm Supply	601-49400-439	pipe thread compound, grass seed	71.97	151148	05/10/202
Fleet & Farm Supply	602-49450-439	Tool caddy	35.99	151148	05/10/202
Fleet & Farm Supply			285.83		
Frontier Communications	604-49570-321	Telephone-507-235-6811	107.37	150900	04/16/202
Frontier Communications	601-49400-321	Telephone-507-235-6789	135.63	150900	04/16/202
Frontier Communications	602-49450-321	Telephone-507-235-6502	436.61	150900	04/16/202

24

# 601-WTR; 602-WWTR; 604-ELEC

Name	Account	Description	Amount	Check Nu	Check D
Frontier Communications	604-49570-321	Telephone-507-238-1928	50.96	150900	04/16/202
Frontier Communications	601-49440-321	April 2021 Telephone City Hall	65.14	150928	04/20/202
Frontier Communications	602-49490-321	April 2021 Telephone City Hall	41.17	150928	04/20/202
Frontier Communications	604-49590-321	April 2021 Telephone City Hall	286.43	150928	04/20/202
Frontier Communications			1,123.31		
Further	601-00000-218	PR Batch 00001.04.2021 Health Savings Account	556.49	0	04/13/202
Further	602-00000-218	PR Batch 00001.04.2021 Health Savings Account	330.11	0	04/13/202
Further	604-00000-218	PR Batch 00001.04.2021 Health Savings Account	379.86	0	04/13/202
Further	601-00000-218	PR Batch 00002.04.2021 Health Savings Account	556.52	0	04/28/202
Further	602-00000-218	PR Batch 00002.04.2021 Health Savings Account	330.07	0	04/28/202
Further	604-00000-218	PR Batch 00002.04.2021 Health Savings Account	379.86	0	04/28/202
Further			2,532.91		
Gopher State One Call, Inc.	604-49570-312	Locating Expense-April	73.44	151046	05/05/202
Gopher State One Call, Inc.	602-49470-312	Locating Expense-April	71.28	151046	05/05/202
Gopher State One Call, Inc.	601-49430-312	Locating Expense-April	71.28	151046	05/05/202
Gopher State One Call, Inc.			216.00		
Grainger	602-49450-404	sleeve coupling insert	116.41	151149	05/10/202
Grainger	601-49400-404	Folding rolling safety LDR platform	532.60	151149	05/10/202
Grainger			649.01		
Graymont (WI) LLC	601-49400-216	High calcium quicklime	5,444.16	151047	05/05/202
Graymont (WI) LLC			5,444.16		
Griffin Mallory	604-00000-202	Refund Check	2.11	151036	04/30/202
Griffin Mallory	604-00000-202	Refund Check	46.82	151036	04/30/202
Griffin Mallory	602-00000-202	Refund Check	21.59	151036	04/30/202
Griffin Mallory	602-00000-202	Refund Check	11.51	151036	04/30/202
Griffin Mallory	601-00000-202	Refund Check	12.19	151036	04/30/202
Griffin Mallory	604-00000-202	Refund Check	3.61	151036	04/30/202
Griffin Mallory			97.83		
Hach Company	601-49400-314	Service Contract 4/21-4/22	5,184.00	150901	04/16/202
Hach Company			5,184.00		
Hawkins, Inc.	602-49450-216	Ammonium Sulfate-2000 lbs	1,174.00	151150	05/10/202
Hawkins, Inc.			1,174.00		
Heide Miles	604-49595-439	Refrigerator Rebate	25.00	150902	04/16/202
Heide Miles			25.00		
IBEW, Local Union 949	601-00000-218	PR Batch 00001.04.2021 Union Dues	724.08	150854	04/13/202
IBEW, Local Union 949	602-00000-218	PR Batch 00001.04.2021 Union Dues	314.41	150854	04/13/202
IBEW, Local Union 949	604-00000-218	PR Batch 00001.04.2021 Union Dues	694.44	150854	04/13/202

25

# 601-WTR; 602-WWTR; 604-ELEC

Name	Account	Description	Amount	Check Nu	Check D
IBEW, Local Union 949			1,732.93		
Impact Proven Solutions	604-49590-312	Monthly Utility Billing-Feb	2,106.41	150903	04/16/202
Impact Proven Solutions	601-49440-312	Monthly Utility Billing-Feb	464.68	150903	04/16/202
Impact Proven Solutions	602-49490-312	Monthly Utility Billing-Feb	305.43	150903	04/16/202
Impact Proven Solutions	604-49590-312	Monthly Utility Billing-March	2,031.61	150903	04/16/202
Impact Proven Solutions	601-49440-312	Monthly Utility Billing-March	448.19	150903	04/16/202
Impact Proven Solutions	602-49490-312	Monthly Utility Billing-March	294.58	150903	04/16/202
Impact Proven Solutions			5,650.90		
J. H. Larson	604-00000-165	3W 240V Fused safety switch series (8)	318.91	150982	04/27/202
J. H. Larson	604-00000-165	2- hub for 30A GD Disconnects	17.76	150982	04/27/202
J. H. Larson	604-49570-223	Conduit elbow, coupling	29.26	150982	04/27/202
J. H. Larson	604-49570-403	315 ft spool solid copper wire #6	472.02	150982	04/27/202
J. H. Larson	604-49570-403	PVC Conduit	58.73	150982	04/27/202
J. H. Larson	604-00000-165	9- 250V RK5Time Delay Fuse	58.77	151048	05/05/202
J. H. Larson	604-00000-165	5- 250V RK5Time Delay Fuse	32.65	151048	05/05/202
J. H. Larson	604-00000-165	6- 250V RK5Time Delay Fuse	39.18	151048	05/05/202
J. H. Larson	601-49400-404	PCV boxes, cover, wire, conduit strap,etc	64.26	151048	05/05/202
J. H. Larson	604-00000-165	3/4" 3R Hub for 30A GD Disconnects	8.88	151048	05/05/202
J. H. Larson	604-00000-165	svc entrance caps, conduit, coupling, bushing, straps	104.98	151048	05/05/202
J. H. Larson	604-00000-165	condulet, strut, strut strap	35.21	151048	05/05/202
J. H. Larson			1,240.61		
Jones Darcy	604-49595-439	LED Fixture Rebate	77.48	151049	05/05/202
Jones Darcy			77.48		
JT Services of Minnesota	604-49570-403	12-LED Photocells	277.69	150983	04/27/202
JT Services of Minnesota			277.69		
Katzenmeyer Michael	604-49595-439	AC Rebate	230.00	151050	05/05/202
Katzenmeyer Michael	604-49595-439	Furnace Fan Motor Rebate	50.00	151050	05/05/202
Katzenmeyer Michael			280.00		
Kieya Wilson	604-00000-202	Refund Check	2.09	151037	04/30/202
Kieya Wilson	604-00000-202	Refund Check	35.01	151037	04/30/202
Kieya Wilson	601-00000-202	Refund Check	8.66	151037	04/30/202
Kieya Wilson	601-00000-202	Refund Check	4.36	151037	04/30/202
Kieya Wilson	602-00000-202	Refund Check	6.28	151037	04/30/202
Kieya Wilson	602-00000-202	Refund Check	0.70	151037	04/30/202
Kieya Wilson	602-00000-202	Refund Check	0.37	151037	04/30/202
Kieya Wilson	601-00000-202	Refund Check	0.40	151037	04/30/202
Kieya Wilson	604-00000-202	Refund Check	2.74	151037	04/30/202
Kieya Wilson			60.61		
Lakeview Methodist Health	604-49595-439	Lamp & Ballast Recycling Reimbursement	159.82	150904	04/16/202
Lakeview Methodist Health			159.82		

26



# 601-WTR; 602-WWTR; 604-ELEC

Name	Account	Description	Amount	Check Nu	Check D
Larson Chris	604-49595-439	Dishwasher Rebate	25.00	151051	05/05/202
			25.00		
Larson Chris			25.00		
Lloyd Jessie	604-49570-331	Reimbursement for Substation School expenses	111.24	150905	04/16/202
			111.24		
Lloyd Jessie			111.24		
Lopez Amanda L	604-00000-202	Refund Check	0.84	151038	04/30/202
Lopez Amanda L	604-00000-202	Refund Check	26.19	151038	04/30/202
Lopez Amanda L	604-00000-202	Refund Check	3.50	151038	04/30/202
Lopez Amanda L	602-00000-202	Refund Check	0.74	151038	04/30/202
Lopez Amanda L	602-00000-202	Refund Check	0.39	151038	04/30/202
Lopez Amanda L	601-00000-202	Refund Check	0.42	151038	04/30/202
			32.08		
Lopez Amanda L			32.08		
Malcolm Denise	604-49595-439	AC Rebate	230.00	151052	05/05/202
Malcolm Denise	604-49595-439	Furnace Fan Motor Rebate	50.00	151052	05/05/202
			280.00		
Malcolm Denise			280.00		
Martin County Auditor	604-49570-439	878 State Hwy 15	2.06	151021	04/29/202
			2.06		
Martin County Auditor			2.06		
Martin County Highway Dept	601-49400-212	April Fuel Usage	115.54	151151	05/10/202
Martin County Highway Dept	601-49430-212	April Fuel Usage	447.38	151151	05/10/202
Martin County Highway Dept	602-49470-212	April Fuel Usage	486.05	151151	05/10/202
Martin County Highway Dept	604-49570-212	April Fuel Usage	1,170.59	151151	05/10/202
			2,219.56		
Martin County Highway Dept			2,219.56		
Mendenhall (Seth Neumann) Ashley	604-00000-202	Refund Check	2.10	151039	04/30/202
Mendenhall (Seth Neumann) Ashley	604-00000-202	Refund Check	40.59	151039	04/30/202
Mendenhall (Seth Neumann) Ashley	601-00000-202	Refund Check	29.33	151039	04/30/202
Mendenhall (Seth Neumann) Ashley	601-00000-202	Refund Check	14.76	151039	04/30/202
Mendenhall (Seth Neumann) Ashley	602-00000-202	Refund Check	21.31	151039	04/30/202
Mendenhall (Seth Neumann) Ashley	602-00000-202	Refund Check	2.38	151039	04/30/202
Mendenhall (Seth Neumann) Ashley	602-00000-202	Refund Check	1.26	151039	04/30/202
Mendenhall (Seth Neumann) Ashley	601-00000-202	Refund Check	1.34	151039	04/30/202
Mendenhall (Seth Neumann) Ashley	604-00000-202	Refund Check	3.16	151039	04/30/202
			116.23		
Mendenhall (Seth Neumann) Ashley			116.23		
Midwest Garage Doors of Fairmont, Inc	604-49570-439	Garage Door Repair	157.36	150984	04/27/202
			157.36		
Midwest Garage Doors of Fairmont, Inc			157.36		
Minn Municipal Utilities Association	604-49590-305	Pre employment Drug and Alcohol Testing fee-Fraser	37.50	150985	04/27/202
Minn Municipal Utilities Association	604-49570-331	2021 Underground school for Wade and Jesse	930.00	151053	05/05/202
			967.50		
Minn Municipal Utilities Association			967.50		
Mn Child Support Payment	604-00000-217	PR Batch 00001.04.2021 HR	909.09	150856	04/13/202
Mn Child Support Payment	604-00000-217	PR Batch 00002.04.2021 HR	909.09	150975	04/28/202

27



# 601-WTR; 602-WWTR; 604-ELEC

Name	Account	Description	Amount	Check Nu	Check D
Mn Child Support Payment			1,818.18		
MN Council 65 AFSCME	601-00000-218	PR Batch 00001.04.2021 Union Dues	8.66	150857	04/13/202
MN Council 65 AFSCME	602-00000-218	PR Batch 00001.04.2021 Union Dues	8.66	150857	04/13/202
MN Council 65 AFSCME	604-00000-218	PR Batch 00001.04.2021 Union Dues	8.64	150857	04/13/202
MN Council 65 AFSCME			25.96		
MN Dept Labor & Indust.	601-49400-315	Electrical Inspection 1012 Albion Ave Raw Water Intake	36.00	150907	04/16/202
MN Dept Labor & Indust.	604-00000-165	Electrical Permit for 2555 50th St. East Chain	36.00	151054	05/05/202
MN Dept Labor & Indust.	604-00000-165	Electrical Permit for 878 State Hwy 15 East Chain	36.00	151054	05/05/202
MN Dept Labor & Indust.	604-00000-165	Electrical Permit for 1116 Tilden St.	36.00	151054	05/05/202
MN Dept Labor & Indust.			144.00		
MN Dept Of Revenue	601-00000-218	PR Batch 00001.04.2021 State Income Tax	1,540.49	0	04/13/202
MN Dept Of Revenue	602-00000-218	PR Batch 00001.04.2021 State Income Tax	704.64	0	04/13/202
MN Dept Of Revenue	604-00000-218	PR Batch 00001.04.2021 State Income Tax	1,728.64	0	04/13/202
MN Dept Of Revenue	601-00000-218	PR Batch 00002.04.2021 State Income Tax	1,393.33	0	04/28/202
MN Dept Of Revenue	602-00000-218	PR Batch 00002.04.2021 State Income Tax	674.81	0	04/28/202
MN Dept Of Revenue	604-00000-218	PR Batch 00002.04.2021 State Income Tax	1,752.55	0	04/28/202
MN Dept Of Revenue			7,794.46		
MN Energy Resources Corp.	601-49400-383	Gas Utilities for Water Plant	1,833.87	150986	04/27/202
MN Energy Resources Corp.	602-49450-383	Gas Utilities for Disposal plant	524.52	150986	04/27/202
MN Energy Resources Corp.	602-49470-383	Gas Utilities for Indus Street	70.71	150986	04/27/202
MN Energy Resources Corp.	602-49450-383	Gas Utilities for Solid Build	3,616.40	150986	04/27/202
MN Energy Resources Corp.	602-49450-383	Gas Utilities for Headwork	347.65	150986	04/27/202
MN Energy Resources Corp.	602-49450-383	Gas Utilities for burner	252.15	150986	04/27/202
MN Energy Resources Corp.	602-49450-383	Gas Utilities for Maint	200.32	150986	04/27/202
MN Energy Resources Corp.	604-49570-383	Gas Utilities for Line Warehouse	866.25	150986	04/27/202
MN Energy Resources Corp.			7,711.87		
Mn NCPERS Life Insurance	601-00000-218	PR Batch 00002.04.2021 PERA Term Life	36.70	150976	04/28/202
Mn NCPERS Life Insurance	602-00000-218	PR Batch 00002.04.2021 PERA Term Life	19.07	150976	04/28/202
Mn NCPERS Life Insurance	604-00000-218	PR Batch 00002.04.2021 PERA Term Life	69.26	150976	04/28/202
Mn NCPERS Life Insurance			125.03		
MN Pollution Control Agency	601-49400-315	Annual Permit Fee	25.00	150908	04/16/202
MN Pollution Control Agency	602-49450-315	2021 WW training for Dave Schiltz	100.00	150987	04/27/202
MN Pollution Control Agency			125.00		
MN Valley Testing Lab	602-49450-314	Lab testing	236.81	150988	04/27/202
MN Valley Testing Lab	602-49450-314	Lab testing	179.75	150988	04/27/202
MN Valley Testing Lab			416.56		
Napa Auto Fairmont Star Group LLC	601-49400-439	Demo saw blades, belts, car soap	147.94	151152	05/10/202
Napa Auto Fairmont Star Group LLC	602-49470-405	#42 oil/fuel filter	8.40	151152	05/10/202
Napa Auto Fairmont Star Group LLC	601-49400-405	#60 Oil filter	2.75	151152	05/10/202
Napa Auto Fairmont Star Group LLC	604-49570-405	#27 cabin/air filters	16.03	151152	05/10/202

28

# 601-WTR; 602-WWTR; 604-ELEC

Name	Account	Description	Amount	Check Nu	Check D
Napa Auto Fairmont Star Group LLC	604-49570-405	#26- filter - ACCT 4512 CITY OF FAIRMONT	9.48	151152	05/10/202
			<hr/>		
Napa Auto Fairmont Star Group LLC			184.60		
Nawrocki Dan	604-49595-439	LED lamp rebate	60.64	151055	05/05/202
			<hr/>		
Nawrocki Dan			60.64		
NBS Calibrations	602-49450-314	calibrate lab scale	182.00	150989	04/27/202
			<hr/>		
NBS Calibrations			182.00		
North Central Laboratories	602-49450-314	lab testing	54.89	151153	05/10/202
			<hr/>		
North Central Laboratories			54.89		
One Office Solution	601-49440-201	2 Reams of Paper City Hall	4.03	150817	04/09/202
One Office Solution	602-49490-201	2 Reams of Paper City Hall	2.65	150817	04/09/202
One Office Solution	604-49590-201	2 Reams of Paper City Hall	18.28	150817	04/09/202
			<hr/>		
One Office Solution			24.96		
O'Reilly Auto Parts	601-49400-405	#60 radiator	153.74	150990	04/27/202
			<hr/>		
O'Reilly Auto Parts			153.74		
Patterson Connie	604-49595-439	Refrigerator Rebate	25.00	151056	05/05/202
			<hr/>		
Patterson Connie			25.00		
PC Janitorial Supply	601-49400-439	paper towels	75.70	151057	05/05/202
			<hr/>		
PC Janitorial Supply			75.70		
Phelps Joshua	604-00000-202	Refund Check	3.59	151040	04/30/202
Phelps Joshua	604-00000-202	Refund Check	69.51	151040	04/30/202
Phelps Joshua	602-00000-202	Refund Check	11.08	151040	04/30/202
Phelps Joshua	602-00000-202	Refund Check	5.90	151040	04/30/202
Phelps Joshua	601-00000-202	Refund Check	6.25	151040	04/30/202
Phelps Joshua	604-00000-202	Refund Check	5.40	151040	04/30/202
			<hr/>		
Phelps Joshua			101.73		
Plunkett's Pest Control, Inc.	604-49570-223	Pest control for Feb-April	127.52	151058	05/05/202
			<hr/>		
Plunkett's Pest Control, Inc.			127.52		
Powers Brady	601-49440-321	April 2021 Cell Phone Reimbursement	46.44	150709	04/06/202
			<hr/>		
Powers Brady			46.44		
Pritts Electric	602-49470-404	2- belts-Woodland/Shoreacres	17.90	150991	04/27/202
Pritts Electric	602-49450-402	v-belts-Albion & Webster	24.50	151154	05/10/202
			<hr/>		
Pritts Electric			42.40		
Public Utilities Comm	604-49595-439	Replenish Petty Cash - Bulb rebate	25.41	150992	04/27/202

29

# 601-WTR; 602-WWTR; 604-ELEC

Name	Account	Description	Amount	Check Nu	Check D
Public Utilities Comm	604-49595-439	Replenish Petty Cash - Fixture Rebates	30.38	150992	04/27/202
Public Utilities Comm	604-49595-439	Replenish Petty Cash - Lamp & Ballast	8.50	150992	04/27/202
Public Utilities Comm	604-49595-439	Replenish Petty Cash - Lamp & Ballast-recycling \$ on hand	300.00	150992	04/27/202
			364.29		
Public Utilities Comm					
Quality Flow Systems, Inc	602-49470-402	Repair KSB impeller F210MM	400.00	150993	04/27/202
			400.00		
Quality Flow Systems, Inc					
Redington Randy	604-49595-439	AC Rebate	250.00	151059	05/05/202
Redington Randy	604-49595-439	Furnace Fan Motor Rebate	50.00	151059	05/05/202
			300.00		
Redington Randy					
Resco	604-00000-165	FCC Application Fee	800.00	150909	04/16/202
Resco	604-00000-165	2-Syn Elec Comm meters KV2C 2S CL200 120-480V- AMI	668.32	150994	04/27/202
Resco	604-00000-165	36-Syn Elec Comm metersKV2C 16S CL200 120-480V - AMI	14,974.92	150994	04/27/202
Resco	604-00000-165	50-Intelligent load control 240V 30A/5A	6,750.00	150994	04/27/202
			23,193.24		
Resco					
Reserve Account	601-49440-322	Postage for Postage Meter	45.58	150886	04/15/202
Reserve Account	602-49490-322	Postage for Postage Meter	29.96	150886	04/15/202
Reserve Account	604-49590-322	Postage for Postage Meter	206.61	150886	04/15/202
			282.15		
Reserve Account					
Retirement Association Public Employe	601-00000-218	PR Batch 00001.04.2021 PERA	2,357.10	0	04/13/202
Retirement Association Public Employe	602-00000-218	PR Batch 00001.04.2021 PERA	1,238.36	0	04/13/202
Retirement Association Public Employe	604-00000-218	PR Batch 00001.04.2021 PERA	2,809.25	0	04/13/202
Retirement Association Public Employe	601-00000-218	PR Batch 00001.04.2021 PERA Employer	2,719.75	0	04/13/202
Retirement Association Public Employe	602-00000-218	PR Batch 00001.04.2021 PERA Employer	1,428.79	0	04/13/202
Retirement Association Public Employe	604-00000-218	PR Batch 00001.04.2021 PERA Employer	3,241.48	0	04/13/202
Retirement Association Public Employe	601-00000-218	PR Batch 00002.04.2021 PERA	2,206.67	0	04/28/202
Retirement Association Public Employe	602-00000-218	PR Batch 00002.04.2021 PERA	1,209.87	0	04/28/202
Retirement Association Public Employe	604-00000-218	PR Batch 00002.04.2021 PERA	2,836.83	0	04/28/202
Retirement Association Public Employe	601-00000-218	PR Batch 00002.04.2021 PERA Employer	2,546.16	0	04/28/202
Retirement Association Public Employe	602-00000-218	PR Batch 00002.04.2021 PERA Employer	1,396.00	0	04/28/202
Retirement Association Public Employe	604-00000-218	PR Batch 00002.04.2021 PERA Employer	3,273.30	0	04/28/202
			27,263.56		
Retirement Association Public Employe					
River Bend Business Products	601-49400-201	Toner	302.77	150910	04/16/202
River Bend Business Products	601-49440-201	Office Supplies City Hall	4.75	150949	04/20/202
River Bend Business Products	601-49440-201	Office Supplies City Hall	2.54	150949	04/20/202
River Bend Business Products	602-49490-201	Office Supplies City Hall	3.12	150949	04/20/202
River Bend Business Products	602-49490-201	Office Supplies City Hall	1.70	150949	04/20/202
River Bend Business Products	604-49590-201	Office Supplies City Hall	21.54	150949	04/20/202
River Bend Business Products	604-49590-201	Office Supplies City Hall	11.53	150949	04/20/202
River Bend Business Products	601-49400-201	Toner	108.99	150995	04/27/202
River Bend Business Products	602-49450-201	paper clips, markers, ink cart.	332.30	151060	05/05/202
			789.24		
River Bend Business Products					
Rosen's Inc.	604-49595-439	Commercial LED light rebate	1,430.82	151061	05/05/202

30



# 601-WTR; 602-WWTR; 604-ELEC

Name	Account	Description	Amount	Check Nu	Check D
Rosen's Inc.			1,430.82		
S & J Excavating, Inc.	601-49430-402	Gray/Drainage Rock/Limestone/river rock	492.50	151062	05/05/202
S & J Excavating, Inc.			492.50		
Sandoval (Joel Barrientos) Mirka	604-00000-202	Refund Check	3.71	151041	04/30/202
Sandoval (Joel Barrientos) Mirka	604-00000-202	Refund Check	73.20	151041	04/30/202
Sandoval (Joel Barrientos) Mirka	602-00000-202	Refund Check	10.91	151041	04/30/202
Sandoval (Joel Barrientos) Mirka	602-00000-202	Refund Check	5.83	151041	04/30/202
Sandoval (Joel Barrientos) Mirka	601-00000-202	Refund Check	6.17	151041	04/30/202
Sandoval (Joel Barrientos) Mirka	604-00000-202	Refund Check	5.68	151041	04/30/202
Sandoval (Joel Barrientos) Mirka			105.50		
Shipping Plus Troy Denney	601-49400-314	Shipping	44.20	150911	04/16/202
Shipping Plus Troy Denney	601-49400-314	Shipping	35.80	151063	05/05/202
Shipping Plus Troy Denney			80.00		
Squeegee Brothers	601-49400-312	Entry window, march conf room, stairway, inside	1,304.00	150912	04/16/202
Squeegee Brothers			1,304.00		
Stuart C. Irby Co	604-49570-223	ESNA 166LRF Probe for 15KV Elbow with Wrench	293.75	150913	04/16/202
Stuart C. Irby Co	604-00000-142	Misc inventory parts	4,710.25	150913	04/16/202
Stuart C. Irby Co	604-00000-142	NATS 1-080 C Sleeve CU Tension, Nats 1-102C Crimp	144.70	150913	04/16/202
Stuart C. Irby Co	604-00000-142	PREF SG-4509 Service Grip Dead end	224.00	150913	04/16/202
Stuart C. Irby Co			5,372.70		
T & R Electric Supply	604-49570-403	3-KVA Single phase regulator w/ taps	5,850.00	150996	04/27/202
T & R Electric Supply			5,850.00		
Truck Center Companies East LLC	602-49470-405	#42 Slack Adjuster	66.70	150997	04/27/202
Truck Center Companies East LLC			66.70		
U C Laboratory	601-49400-314	lab testing	248.00	151155	05/10/202
U C Laboratory			248.00		
USA Blue Book	602-49450-404	Chemtrol True Union Ball Check	123.95	150998	04/27/202
USA Blue Book			123.95		
Van Bergen & Markson, Inc	602-49450-404	Moyno Pump Packing	140.20	150999	04/27/202
Van Bergen & Markson, Inc			140.20		
Vantage Transfer - 301177	601-00000-218	PR Batch 00001.04.2021 ICMA	278.00	0	04/13/202
Vantage Transfer - 301177	602-00000-218	PR Batch 00001.04.2021 ICMA	77.63	0	04/13/202
Vantage Transfer - 301177	604-00000-218	PR Batch 00001.04.2021 ICMA	2,385.14	0	04/13/202
Vantage Transfer - 301177	601-00000-218	PR Batch 00001.04.2021 ICMA Payroll Roth IRA	115.30	0	04/13/202
Vantage Transfer - 301177	602-00000-218	PR Batch 00001.04.2021 ICMA Payroll Roth IRA	36.31	0	04/13/202

31



# 601-WTR; 602-WWTR; 604-ELEC

Name	Account	Description	Amount	Check Nu	Check D
Vantage Transfer - 301177	604-00000-218	PR Batch 00001.04.2021 ICMA Payroll Roth IRA	725.54	0	04/13/202
Vantage Transfer - 301177	602-00000-218	PR Batch 00001.04.2021 ICMA- Percent	366.85	0	04/13/202
Vantage Transfer - 301177	601-00000-218	PR Batch 00001.04.2021 ICMA Loan Repayment	51.45	0	04/13/202
Vantage Transfer - 301177	604-00000-218	PR Batch 00001.04.2021 ICMA Loan Repayment	212.88	0	04/13/202
Vantage Transfer - 301177	601-00000-218	PR Batch 00002.04.2021 ICMA	278.02	0	04/28/202
Vantage Transfer - 301177	602-00000-218	PR Batch 00002.04.2021 ICMA	77.62	0	04/28/202
Vantage Transfer - 301177	604-00000-218	PR Batch 00002.04.2021 ICMA	2,385.14	0	04/28/202
Vantage Transfer - 301177	601-00000-218	PR Batch 00002.04.2021 ICMA Payroll Roth IRA	115.26	0	04/28/202
Vantage Transfer - 301177	602-00000-218	PR Batch 00002.04.2021 ICMA Payroll Roth IRA	36.34	0	04/28/202
Vantage Transfer - 301177	604-00000-218	PR Batch 00002.04.2021 ICMA Payroll Roth IRA	725.53	0	04/28/202
Vantage Transfer - 301177	602-00000-218	PR Batch 00002.04.2021 ICMA- Percent	366.85	0	04/28/202
Vantage Transfer - 301177	601-00000-218	PR Batch 00002.04.2021 ICMA Loan Repayment	51.45	0	04/28/202
Vantage Transfer - 301177	604-00000-218	PR Batch 00002.04.2021 ICMA Loan Repayment	212.88	0	04/28/202
			8,498.19		
Vantage Transfer - 301177			8,498.19		
Verizon Wireless	601-49400-321	Cell Phones 02/21 to 03/20/2021 Water Dept	106.46	150715	04/06/202
Verizon Wireless	602-49450-321	Cell Phones 02/21 to 03/20/2021 Waste Water Dept	96.00	150715	04/06/202
Verizon Wireless	604-49570-321	Cell Phones 02/21 to 03/20/2021 Electric Dept	81.55	150715	04/06/202
			284.01		
Verizon Wireless			284.01		
Vesco, Inc.	602-49450-404	WEMCO backplate gasket	81.45	151064	05/05/202
			81.45		
Vesco, Inc.			81.45		
Vogt Kay	604-49595-439	Washer Rebate	25.00	150914	04/16/202
			25.00		
Vogt Kay			25.00		
Voss Cleaning Services, Inc.	601-49440-312	April 2021 Janitorial & Rug Service City Hall	123.42	150776	04/08/202
Voss Cleaning Services, Inc.	602-49450-312	April 2021 Janitorial & Rug Service City Hall	81.13	150776	04/08/202
Voss Cleaning Services, Inc.	604-49570-312	April 2021 Janitorial & Rug Service City Hall	559.45	150776	04/08/202
Voss Cleaning Services, Inc.	602-49450-439	rug service for April	108.00	151156	05/10/202
			872.00		
Voss Cleaning Services, Inc.			872.00		
Whitmore Amanda	604-49595-439	Dishwasher Rebate	25.00	150915	04/16/202
			25.00		
Whitmore Amanda			25.00		
Wickert Jane	604-49595-439	Furnace Fan Motor Rebate	50.00	151065	05/05/202
			50.00		
Wickert Jane			50.00		
Wright Audrey	604-49595-439	Dishwasher Rebate	25.00	151066	05/05/202
			25.00		
Wright Audrey			25.00		
Zwiefel Steve	602-49450-315	MN Dept of labor License reimbursement	20.00	150916	04/16/202
			20.00		
Zwiefel Steve			20.00		

# 601-WTR; 602-WWTR; 604-ELEC

<u>Name</u>	<u>Account</u>	<u>Description</u>	<u>Amount</u>	<u>Check Nu</u>	<u>Check D</u>
			===== ===== 231,487.28 ===== =====		

33