

**CITY OF FAIRMONT
PUBLIC UTILITIES COMMISSION
AGENDA**

Tuesday, December 19, 2023

- 1 Call to Order
 - 7:30 AM City Hall Conference Room (Second Floor)

- 2 Roll Call
 - Chair Werre _____
 - Vice-Chair Moltzen _____
 - Secretary Johnson _____
 - Commissioner Struss _____
 - Commissioner Christ _____

- 3 Public Discussion/Comments (Individual comments are limited to 3 minutes)

- 4 Approval of Minutes (2 - 3)
 - Regular Meeting, December 5, 2023

- 5 Financials & Productions Stats for November 2023 (4 - 12)

- 6 Approval of Disbursements for November 2023 (13 - 36)

- 7 Old Business

- 8 New Business

- 9 Staff Updates
 - 9.1 - Water/Wastewater Departments
 - 9.2 - Line Departments

- 10 Date and Time of Next Meetings:
 - Work Session - Tuesday, January 2, 2023
 - Regular Meeting - Tuesday, January 16, 2023

- 11 Adjournment



Fairmont Public Utilities Commission
December 19, 2023

Agenda Item: 4

From: Julie Zarling, Assistant Finance Director
To: Public Utilities Commission

Subject: PUC Minutes from Regular meeting on December 5, 2023

Policy/Action Requested:

Vote Required: Simple Majority Roll Call

Recommendation: Approval

Overview:

Budget Impact: N/A

Attachments: PUC Minutes Regular Meeting, December 5, 2023

PUC Action: _____ Date: _____

PUBLIC UTILITIES COMMISSION
REGULAR MEETING

Tuesday, December 5, 2023

7:30 AM

City Hall Conference Room

Meeting held in person

IN ATTENDANCE: Commissioners Werre, Christ, Moltzen, and Struss

ALSO IN ATTENDANCE: Public Works/Utilities Director York, Electric Superintendent Heide, Water/Wastewater Superintendent Powers, Finance Director Hoye, Assistant Finance Director Zarling

ABSENT: Commissioner Johnson

Chair Werre called the meeting to order at 7:30 AM.

Chair Werre asked if there was anyone that would like to make a public comment to the PUC. Brian Meade, of Fairmont, spoke with the Commissioners about his request for an opt out option for the AMI meters.

A motion was made by Mr. Struss, seconded by Mr. Christ, and carried to approve the November 21, 2023, regular meeting minutes.

Assistant Finance Director Zarling opened it up to any questions the commissioners would have on the proposed 2024 Financial and Capital Budget for the PUC that was presented at the last meeting. Discussion took place. Mr Struss made a motion to recommend Council approval of the proposed 2024 Financial and Capital Budget for the PUC. Ms. Moltzen seconded this motion and carried to approve.

Under old business, item 9.1 – Ms. Moltzen reviewed what was discussed at the November 21st meeting about not moving forward with looking into an opt out program for AMI with the rest of the commissioners.

Water/Wastewater Superintendent Powers gave the commissioners an update on his departments. They have approximately 300 more water meters to put in. They are averaging about 7 meters per day Tuesday-Thursday. They received the last pay request for the lime ponds which means that the project will be ending. Starting December 18th, the wastewater plant will be at full staff.

Electric Superintendent Heide gave the commissioners an update on his line department. They just hired someone for the Tech Specialist position. They are excited to get this new employee moving on GIS mapping, AMI, and other projects.

There was no other business; it was moved by Mr. Struss, seconded by Ms. Moltzen, and approved to adjourn the meeting at 8:28 AM.

Brian Johnson, Secretary



Fairmont Public Utilities Commission
December 19, 2023

Agenda Item: 5

From: Julie Zarling, Assistant Finance Director
To: Public Utilities Commission

Subject: Financial Report & Production Stats: November 2023

Policy/Action Requested:

Vote Required: ___ Simple Majority ___ Roll Call

Recommendation: Informational

Overview:

Financial Reports, Stats, and the Capital Expenditure Summary for November 2023 are included for review.

Budget Impact: N/A

Attachments: November Financial Report, Capital Expenditures Summary, & Production Statistics

PUC Action: _____ Date: _____

FAIRMONT PUBLIC UTILITIES COMMISSION

INCOME STATEMENT SUMMARY: 2022 & 2021

| WATER DEPARTMENT | 2023 | | | | 2022 | | | |
|------------------------------|---------------|----------------|----------------|----------|---------------|----------------|----------------|----------|
| | NOV | YTD | BUDGET | % BUDGET | NOV | YTD | BUDGET | % BUDGET |
| WATER DEPT REVENUE | \$479,600.41 | \$5,468,186.00 | \$5,609,556.00 | 97.48% | \$418,355.38 | \$4,786,672.84 | \$4,839,135.00 | 98.92% |
| WATER FILTRATION PLANT EXP. | \$337,816.66 | \$1,810,462.05 | \$1,986,653.00 | 91.13% | \$333,987.36 | \$1,881,829.24 | \$1,795,028.00 | 104.84% |
| WATER DISTRIB EXP. | \$64,319.03 | \$595,791.96 | \$802,707.00 | 74.22% | \$44,872.83 | \$555,087.18 | \$652,763.00 | 85.04% |
| WATER ADMIN EXP. | \$16,315.39 | \$173,774.28 | \$211,875.00 | 82.02% | \$17,763.68 | \$174,178.48 | \$190,739.00 | 91.32% |
| WATER MISC EXP. | \$89,240.15 | \$1,451,581.16 | \$1,477,042.00 | 98.28% | \$84,523.79 | \$1,405,137.87 | \$1,444,263.00 | 97.29% |
| TRANSFER OUT TO OTHER FUNDS | \$13,134.93 | \$144,484.23 | \$171,330.00 | 84.33% | \$13,134.93 | \$144,484.22 | \$157,619.00 | 91.67% |
| TOTAL WATER DEPT EXP. | \$520,826.16 | \$4,176,093.68 | \$4,649,607.00 | 89.82% | \$494,282.59 | \$4,160,716.99 | \$4,240,412.00 | 98.12% |
| WATER DEPT NET INCOME (LOSS) | (\$41,225.75) | \$1,292,092.32 | \$959,949.00 | 134.60% | (\$75,927.21) | \$625,955.85 | \$598,723.00 | 104.55% |

| WASTEWATER DEPARTMENT | 2023 | | | | 2022 | | | |
|-----------------------------------|--------------|----------------|----------------|----------|--------------|----------------|----------------|----------|
| | NOV | YTD | BUDGET | % BUDGET | NOV | YTD | BUDGET | % BUDGET |
| WASTEWATER DEPT REVENUE | \$269,495.97 | \$3,134,187.03 | \$3,434,521.00 | 91.26% | \$279,148.15 | \$3,053,357.99 | \$2,913,732.00 | 104.79% |
| WASTEWATER TREATMENT PLANT EXP. | \$72,245.25 | \$994,113.32 | \$1,194,880.00 | 83.20% | \$84,683.79 | \$1,174,228.16 | \$961,007.00 | 122.19% |
| WASTEWATER COLLECTION EXP. | \$19,323.94 | \$340,166.87 | \$476,573.00 | 71.38% | \$26,444.29 | \$391,428.48 | \$405,968.00 | 96.42% |
| WASTEWATER ADMIN EXP. | \$12,018.96 | \$112,798.60 | \$136,187.00 | 82.83% | \$12,110.51 | \$118,822.89 | \$137,405.00 | 86.48% |
| WASTEWATER MISC EXP. | \$61,320.27 | \$702,867.91 | \$690,482.00 | 101.79% | \$54,798.76 | \$645,687.18 | \$693,993.00 | 93.04% |
| TRANSFER OUT TO OTHER FUNDS | \$8,420.29 | \$92,623.19 | \$104,292.00 | 88.81% | \$8,420.29 | \$92,623.16 | \$101,044.00 | 91.67% |
| TOTAL WASTEWATER DEPT EXP. | \$173,328.71 | \$2,242,569.89 | \$2,602,414.00 | 86.17% | \$186,457.64 | \$2,422,789.87 | \$2,299,417.00 | 105.37% |
| WASTEWATER DEPT NET INCOME (LOSS) | \$96,167.26 | \$891,617.14 | \$832,107.00 | 107.15% | \$92,690.51 | \$630,568.12 | \$614,315.00 | 102.65% |

| ELECTRIC DEPARTMENT | 2023 | | | | 2022 | | | |
|---------------------------------|----------------|-----------------|-----------------|----------|----------------|-----------------|-----------------|----------|
| | NOV | YTD | BUDGET | % BUDGET | NOV | YTD | BUDGET | % BUDGET |
| ELECTRIC DEPT REVENUE | \$1,217,590.03 | \$14,949,739.83 | \$17,082,910.00 | 87.51% | \$1,157,782.66 | \$14,513,034.39 | \$17,231,820.00 | 84.22% |
| PURCHASE POWER EXP. | \$953,004.31 | \$11,636,022.75 | \$12,869,582.00 | 90.41% | \$955,726.87 | \$10,577,385.62 | \$11,735,206.00 | 90.13% |
| ELECTRIC DISTRIB EXP. | \$113,196.80 | \$1,393,323.39 | \$1,752,138.00 | 79.52% | \$135,639.92 | \$1,447,380.04 | \$1,627,711.00 | 88.92% |
| ELECTRIC ADMIN EXP. | \$87,312.69 | \$668,351.61 | \$719,070.00 | 92.95% | \$63,401.99 | \$571,682.83 | \$705,018.00 | 81.09% |
| ELECTRIC DEPT MISC EXP. | \$77,634.05 | \$529,306.46 | \$687,039.00 | 77.04% | \$41,328.91 | \$545,231.91 | \$706,631.00 | 77.16% |
| TRANSFER OUT TO OTHER FUNDS | \$56,778.12 | \$624,559.30 | \$664,378.00 | 94.01% | \$56,778.12 | \$624,559.31 | \$681,337.00 | 91.67% |
| TOTAL ELECTRIC DEPT EXP. | \$1,287,925.97 | \$14,851,563.51 | \$16,692,207.00 | 88.97% | \$1,252,875.81 | \$13,766,239.71 | \$15,455,903.00 | 89.07% |
| ELECTRIC DEPT NET INCOME (LOSS) | (\$70,335.94) | \$98,176.32 | \$390,703.00 | 25.13% | (\$95,093.15) | \$746,794.68 | \$1,775,917.00 | 42.05% |

FAIRMONT PUBLIC UTILITIES - 2023 CAPITAL EXPENDITURES SUMMARY

| Acct # | Electric Department | Bud Amt | YTD Exp | Budget Bal | Left to Spend | Carryover | Budgeted in |
|-----------------|---|--------------------|---------------------|-----------------------|----------------------|-----------------------|---------------|
| | | | | | in 2023 | into 2024 | 2024 |
| 604-00000-16300 | New transformers | \$125,000 | \$97,822.96 | \$27,177.04 | \$ 35,177.04 | \$ - | |
| 604-00000-16300 | Underground conductors | \$100,000 | \$109,216.85 | (\$9,216.85) | \$ - | \$ - | |
| 604-00000-16300 | Replace high voltage switches | \$120,000 | | \$120,000.00 | \$ - | \$ 120,000.00 | \$ 280,000.00 |
| 604-00000-16300 | Downtown lighting/bollard/sign replacement | \$100,000 | | \$100,000.00 | \$ - | \$ 100,000.00 | \$ 230,000.00 |
| 604-00000-16400 | Skid loader EZ spotter attachment & trailer | \$40,000 | \$33,308.66 | \$6,691.34 | \$ 1,300.00 | \$ - | |
| 604-00000-16500 | 10th Street sub design | \$60,000 | \$38,327.65 | \$21,672.35 | \$ 30,031.35 | \$ - | |
| 604-00000-16500 | 10th Street Sub relay replacement | \$275,000 | \$50,556.00 | \$224,444.00 | \$ 270,650.00 | \$ 270,650.00 | |
| 604-00000-16500 | 10th Street Sub distr. breaker replacement (SMMMPA) | \$640,000 | | \$640,000.00 | \$ - | \$ 640,000.00 | \$ 100,000.00 |
| 604-00000-16500 | Replace Power Plant transformer (w/SMMMPA) | \$352,500 | \$18,895.06 | \$333,604.94 | \$ 30,000.00 | \$ 308,062.94 | \$ 600,000.00 |
| 604-00000-16500 | New west substation | \$632,850 | \$18,627.50 | \$614,222.50 | \$ 30,000.00 | \$ 588,069.00 | \$ 100,000.00 |
| 604-00000-16400 | Radio replacement | \$12,500 | \$12,215.86 | \$284.14 | \$ - | \$ - | |
| 604-00000-16400 | Replace wood chipper | \$55,000 | \$45,687.79 | \$9,312.21 | \$ - | \$ - | |
| 604-49590-31020 | Rate study update | \$30,000 | | \$30,000.00 | \$ 20,000.00 | \$ - | |
| 604-00000-16500 | Street improvement projects | \$40,000 | \$2,168.00 | \$37,832.00 | \$ - | \$ - | \$ 40,000.00 |
| | Contingency | \$20,000 | | \$20,000.00 | \$ - | \$ - | \$ 20,000.00 |
| | TOTAL CAPITAL EXPENDITURES | \$2,602,850 | \$426,826.33 | \$2,176,023.67 | \$ 417,158.39 | \$2,026,781.94 | |

| Acct # | Water Department | Bud Amt | YTD Exp | Budget Bal | Left to Spend | Carryover | Budgeted in |
|-----------------|---|------------------|--------------------|---------------------|---------------------|----------------------|-------------|
| | | | | | in 2023 | into 2024 | 2024 |
| 601-00000-16500 | Ground storage tank study/replacement (Industrial Tank) | \$40,000 | \$1,914.00 | \$38,086.00 | \$ 38,086.00 | \$ - | \$ - |
| 601-00000-16400 | Broom for skid Loader | \$6,000 | \$7,066.04 | (\$1,066.04) | \$ - | \$ - | |
| 601-00000-16400 | Purchase Enclosed Job Trailer | \$10,000 | \$9,657.49 | \$342.51 | \$ - | \$ - | |
| 601-00000-16400 | Tilt bed trailer | \$9,500 | \$10,221.60 | (\$721.60) | \$ - | \$ - | |
| 601-00000-16440 | Replace truck 3/4 ton | \$55,000 | | \$55,000.00 | \$ - | \$ 55,000.00 | |
| 601-00000-16440 | Purchase used Dump truck - Double Axel | \$75,000 | | \$75,000.00 | \$ - | \$ 75,000.00 | |
| 601-00000-16200 | Lime press equipment replacement | \$18,000 | | \$18,000.00 | \$ 18,000.00 | \$ - | |
| 601-00000-16300 | Lead service line replacments | \$25,000 | | \$25,000.00 | \$ - | \$ 25,000.00 | |
| | Miscellaneous capital items (<\$5,000 ea.) | \$5,000 | | \$5,000.00 | \$ 5,000.00 | \$ - | |
| 601-00000-16400 | Radio Replacement | \$12,500 | \$12,191.80 | \$308.20 | \$ - | \$ - | |
| | Contingency | \$20,000 | | \$20,000.00 | \$ - | \$ - | |
| 601-00000-16500 | 2023 Improvement Project | \$225,000 | | \$225,000.00 | \$ - | \$ - | |
| | TOTAL CAPITAL EXPENDITURES | \$501,000 | \$41,050.93 | \$459,949.07 | \$ 61,086.00 | \$ 155,000.00 | |

| Acct # | Wastewater Department | Bud Amt | YTD Exp | Budget Bal | Left to Spend | Carryover | Budgeted in |
|-----------------|--|--------------------|---------------------|-----------------------|----------------------|-----------------------|------------------|
| | | | | | in 2023 | into 2024 | 2024 |
| 602-00000-16500 | Lift Station rehab/repair/monitoring | \$150,000 | \$192,880.80 | (\$42,880.80) | \$ 65,554.20 | \$ - | \$ 150,000.00 |
| 602-00000-16500 | Lift Station Panel Updates | \$100,000 | \$61,935.00 | \$38,065.00 | \$ 40,425.00 | \$ - | \$ - |
| 602-00000-16500 | Contract jetting of large diameter mains | \$15,000 | | \$15,000.00 | \$ - | \$ - | \$ - |
| 602-00000-16400 | Radio Replacement | \$7,500 | \$7,184.56 | \$315.44 | \$ - | \$ - | \$ - |
| 602-00000-16500 | Diffuser Replacement / Aeration Basin Cleaning | \$175,000 | | \$175,000.00 | \$ - | \$ - | \$ - |
| 602-00000-16500 | Digester Improvements | \$500,000 | \$157,139.38 | \$342,860.62 | \$ 404,025.77 | \$ - | \$ 100,000.00 |
| 602-00000-16500 | UV/Solids handling upgrade project | \$4,000,000 | \$8,453.80 | \$3,991,546.20 | \$ 10,000.00 | \$3,981,546.20 | \$ 14,000,000.00 |
| 602-00000-16200 | Grit Pump Replacement x 2 | \$30,000 | | \$30,000.00 | \$ - | \$ 15,000.00 | \$ - |
| 602-00000-16400 | Vactor replacment | \$550,000 | \$509,652.55 | \$40,347.45 | \$ - | \$ - | \$ - |
| 602-00000-16200 | RAS/Scum Pump Replacements | \$40,000 | | \$40,000.00 | \$ - | \$ - | \$ 50,000.00 |
| 602-00000-16200 | Contingency | \$20,000 | \$6,030.94 | \$13,969.06 | \$ - | \$ - | \$ 20,000.00 |
| | Misc Capital items | \$5,000 | | \$5,000.00 | \$ - | \$ - | \$ - |
| 602-00000-16500 | 2023 Improvement Project | \$200,000 | | \$200,000.00 | \$ - | \$ - | \$ - |
| | TOTAL CAPITAL EXPENDITURES | \$5,792,500 | \$943,277.03 | \$4,849,222.97 | \$ 520,004.97 | \$3,996,546.20 | |

PUBLIC UTILITIES - 2023 CAPITAL EXPENDITURES

| Acct # | Electric Department | 2021 | | | 2022 | | | 2023 | | | Total Project | | |
|-----------------|------------------------|--------------|--------------|--------------|------------|------------|--------------|---------|------------|--------------|---------------|--------------|--------------|
| | | Bud Amt | YTD Exp | Budget Bal | Bud Amt | YTD Exp | Budget Bal | Bud Amt | YTD Exp | Budget Bal | Budgeted | Expense | Budget Bal |
| 604-00000-16500 | AMI | 1,100,000.00 | 1,375,009.00 | (275,009.00) | 300,000.00 | 682,312.59 | (382,312.59) | 0.00 | 42,554.90 | (42,554.90) | 1,400,000.00 | 2,099,876.49 | (699,876.49) |
| 604-00000-16440 | Replace vehicles | | | | 35,000.00 | 0.00 | 35,000.00 | 0.00 | 39,696.65 | (39,696.65) | 35,000.00 | 39,696.65 | (4,696.65) |
| 604-00000-16300 | New transformers | | | | 85,000.00 | 68,870.71 | 16,129.29 | | 30,330.00 | (30,330.00) | 85,000.00 | 99,200.71 | (14,200.71) |
| 604-00000-16300 | Underground Conductors | | | | 85,000.00 | 0.00 | 85,000.00 | 0.00 | 73,165.06 | (73,165.06) | 85,000.00 | 73,165.06 | 11,834.94 |
| Acct # | Water Department | Bud Amt | YTD Exp | Budget Bal | Bud Amt | YTD Exp | Budget Bal | Bud Amt | YTD Exp | Budget Bal | Budgeted | Expense | Budget Bal |
| 601-00000-16500 | AMI | 1,000,000.00 | 4,117.00 | 995,883.00 | 600,000.00 | 699,632.91 | (99,632.91) | 0.00 | 430,406.31 | (430,406.31) | 1,600,000.00 | 1,134,156.22 | 465,843.78 |
| Acct # | Wastewater Department | Bud Amt | YTD Exp | Budget Bal | Bud Amt | YTD Exp | Budget Bal | Bud Amt | YTD Exp | Budget Bal | Budgeted | Expense | Budget Bal |
| 602-00000-16200 | Bar Screen replacement | | | | 750,000.00 | 46,225.00 | 703,775.00 | 0.00 | 620,328.50 | (620,328.50) | 750,000.00 | 666,553.50 | 83,446.50 |
| 602-00000-16440 | Replace Truck | | | | 55,000.00 | 51,031.35 | 3,968.65 | 0.00 | 1,577.99 | (1,577.99) | 55,000.00 | 52,609.34 | 2,390.66 |

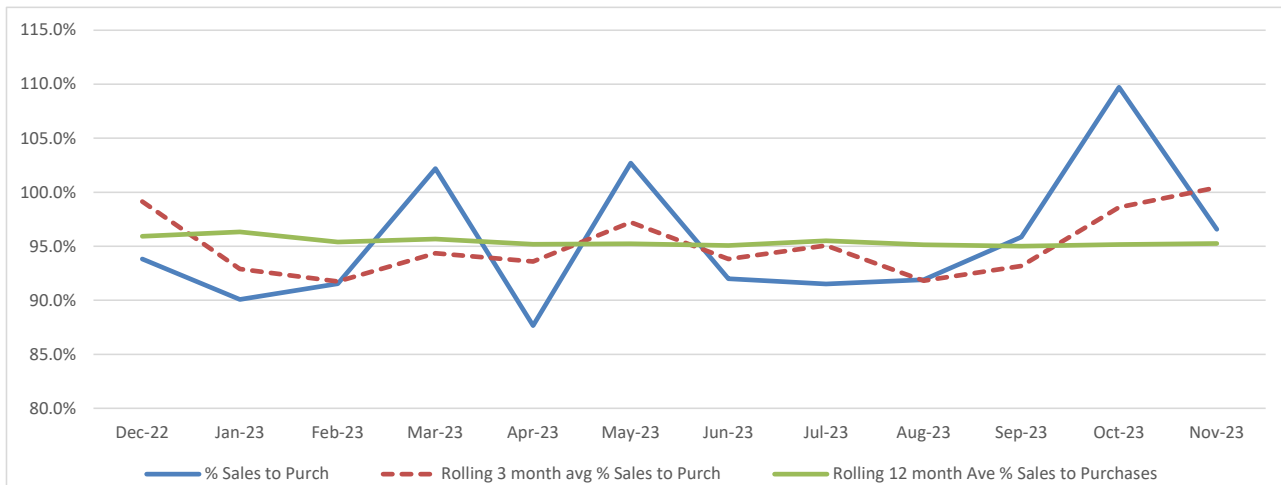
FAIRMONT PUBLIC UTILITIES

ELECTRIC DEPT STATISTICAL COMPARISON - NOVEMBER

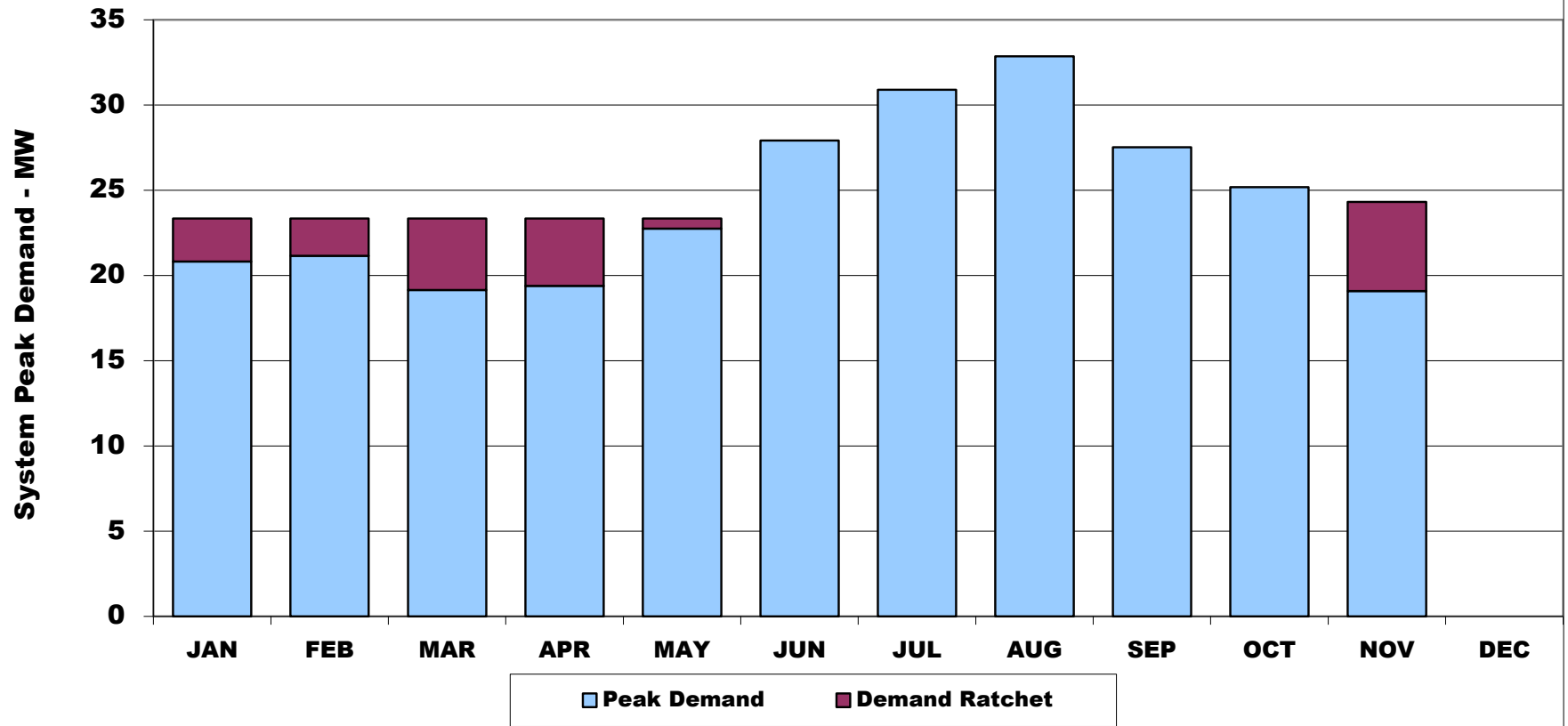
| ACCOUNT # | DESCRIPTION | NOV KWH 2023 | NOV KWH 2022 | NOV REV 2023 | NOV REV 2022 |
|--------------------|--------------------------------|-------------------|-------------------|------------------------|------------------------|
| 604-37400-37411 | Residential Light Sales | 1,797,220 | 1,784,060 | \$209,685.52 | \$207,708.91 |
| 604-37400-37412 | Residential Heat Sales | 602,814 | 617,642 | \$63,712.94 | \$64,912.37 |
| 604-37400-37413 | Commercial Service Sales | 1,597,559 | 1,687,492 | \$172,180.58 | \$161,714.29 |
| 604-37400-37414 | Seasonal Commercial Heat Sales | 71,543 | 34,492 | \$5,099.55 | \$6,910.65 |
| 604-37400-37415 | General Service Sales | 1,118,420 | 1,182,107 | \$113,488.41 | \$117,833.93 |
| 604-37400-37416 | Industrial Sales | 3,995,551 | 4,137,728 | \$389,292.21 | \$382,062.67 |
| 604-37400-37417 | All Electric Sales | 600,186 | 643,044 | \$56,862.70 | \$47,027.89 |
| 604-37400-37418 | Rural Electric Sales | 332,292 | 402,754 | \$36,654.56 | \$44,188.39 |
| 604-37400-37420 | Filter Plant Power | 98,480 | 106,800 | \$6,548.92 | \$7,102.20 |
| 604-37400-37421 | WW Treatment Plant Power | 108,432 | 115,312 | \$7,210.73 | \$7,668.25 |
| 604-37400-37423 | Municipal Street Lighting | 47,437 | 54,042 | \$3,557.75 | \$4,053.17 |
| 604-37400-37422 | EV Charging Stations | 320 | 0 | \$178.98 | \$0.00 |
| 604-37400-37426 | Security & Street Lighting | 4,459 | 5,121 | \$879.98 | \$884.58 |
| 604-37400-37419 | Energy Cost Adjustment | | | \$140,689.66 | \$70,643.59 |
| TOTAL SALES | | 10,374,713 | 10,770,594 | \$ 1,206,042.49 | \$ 1,122,710.89 |

| ELECTRIC PURCHASES | 2023 | 2022 |
|--|-------------------|-------------------|
| TIE LINE - SMMPA 69 KV (BILLED) | 10,736,321 | 11,123,163 |
| TIE LINE - WAPA 69 KV (BILLED) | 356,000 | 356,000 |
| TOTAL PURCHASES (69 KV) | 11,092,321 | 11,479,163 |

SALES TO PURCHASES DIFFERENTIAL **717,608** **708,569** **93.53%** **93.83%**



City of Fairmont Demand Ratchet Costs - 2023



| | JAN | FEB | MAR | APR | MAY | JUN | JUL | AUG | SEP | OCT | NOV | DEC |
|----------------|----------|----------|----------|----------|---------|--------|--------|--------|--------|--------|----------|-----|
| PEAK DEMAND | 20,824 | 21,152 | 19,143 | 19,388 | 22,749 | 27,917 | 30,899 | 32,856 | 27,516 | 25,175 | 19,085 | |
| RATCHET DEMAND | 23,347 | 23,347 | 23,347 | 23,347 | 23,347 | | | | | 24,313 | 24,313 | |
| DIFFERENCE | 2,523 | 2,195 | 4,204 | 3,959 | 598 | | | | | | 5,228 | 0 |
| RATCHET COST | \$27,627 | \$24,035 | \$46,034 | \$43,351 | \$6,548 | | | | | \$0 | \$57,247 | \$0 |

TOTAL RATCHET COSTS

\$204,842

2022 ESTIMATED RATCHET COST = \$

JAN - MAY: RATCHET BASED ON SYSTEM PEAK OF 31,550 SET ON JUNE 20, 2022

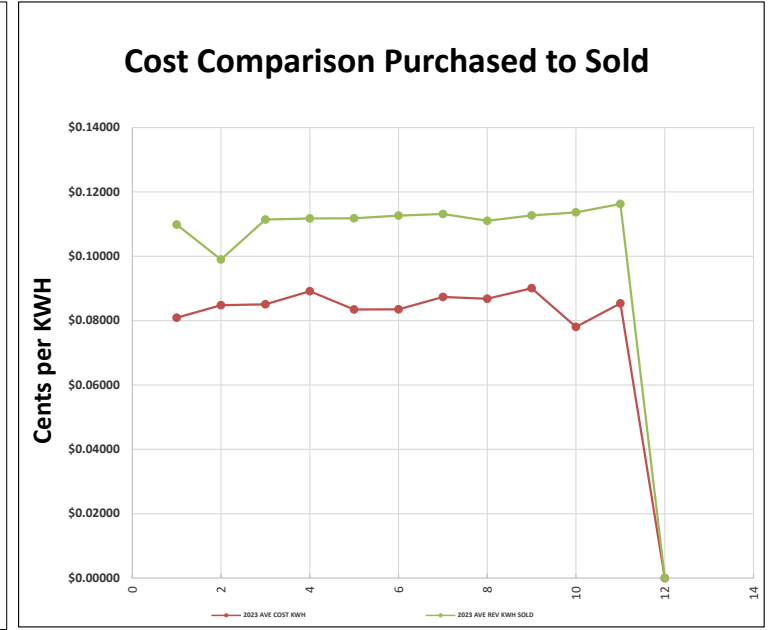
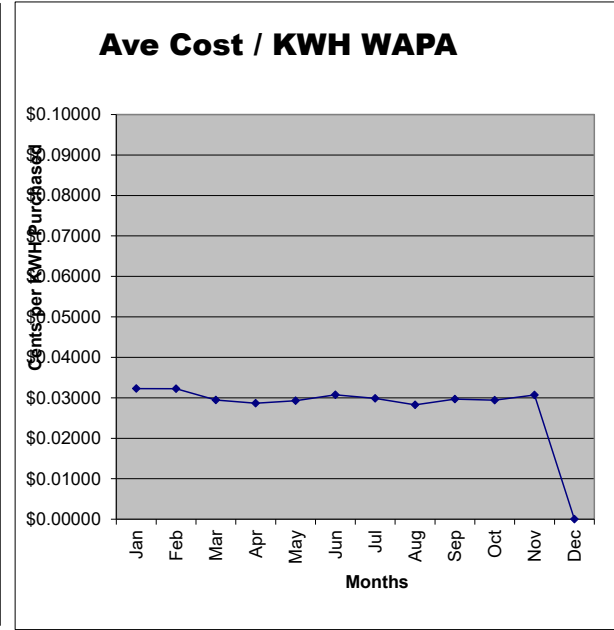
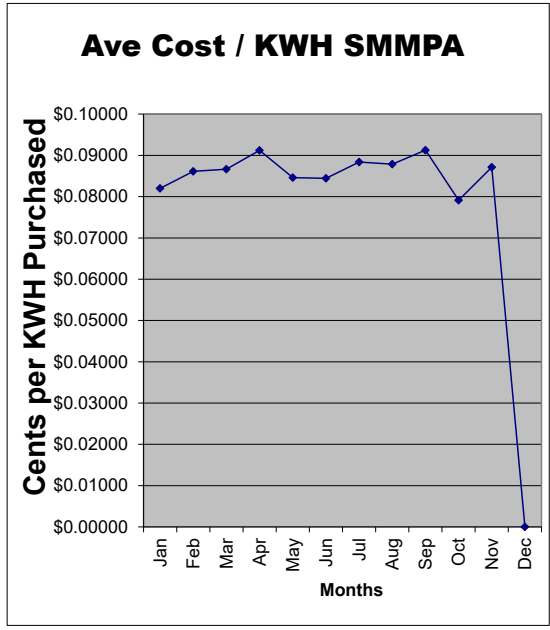
JUN - SEP: ANNUAL PEAK MEASUREMENT PERIOD.

OCT-DEC: RATCHET BASED ON SYSTEM PEAK SET SUMMER OF 2023 - 24,313 (74% of 32,856)

Ratchet is 74% of peak demand.

FAIRMONT PUBLIC UTILITIES - COMPARISON OF PURCHASE POWER TO SALES FOR YEAR 2023

| | SMMPA | | | | | | | | | WAPA | | | | TOTAL KWH PURCHASED | TOTAL PURCHASED POWER COST | 2023 AVE COST KWH | TOTAL KWH SOLD TO CUSTOMERS | TOTAL REVENUE | 2023 AVE REV KWH SOLD |
|-----|---------------|---------------|-------------|----------------|----------------|----------------|----------|-----------------|------------------|---------------|-----------|-------------|------------------|---------------------|----------------------------|-------------------|-----------------------------|-----------------|-----------------------|
| | ACTUAL DEMAND | BILLED DEMAND | KWH | DEMAND \$\$ | ENERGY \$\$ | ECA \$\$ | WHEELING | TOTAL BILL | AVERAGE COST/KWH | BILLED DEMAND | KWH | TOTAL BILL | AVERAGE COST/KWH | | | | | | |
| JAN | 20,824 | 23,347 | 12,437,047 | \$342,096.65 | \$686,994.76 | (\$9,190.98) | \$0.00 | \$1,019,900.43 | \$0.08201 | 784 | 286,000 | \$9,228.02 | \$0.03227 | 12,723,047 | \$1,029,128.45 | \$0.08089 | 11,579,465 | \$1,271,841.93 | \$0.10984 |
| FEB | 21,152 | 23,347 | 11,199,640 | \$342,096.65 | \$622,709.19 | (\$370.53) | \$0.00 | \$964,435.31 | \$0.08611 | 785 | 287,000 | \$9,249.49 | \$0.03223 | 11,486,640 | \$973,684.80 | \$0.08477 | 11,739,548 | \$1,161,857.44 | \$0.09897 |
| MAR | 19,143 | 23,347 | 11,910,192 | \$342,096.65 | \$664,642.89 | \$25,311.19 | \$0.00 | \$1,032,050.73 | \$0.08665 | 782 | 342,000 | \$10,070.74 | \$0.02945 | 12,252,192 | \$1,042,121.47 | \$0.08506 | 10,739,782 | \$1,196,471.83 | \$0.11141 |
| APR | 19,388 | 23,347 | 10,578,492 | \$342,096.65 | \$584,718.06 | \$37,970.30 | \$0.00 | \$964,785.01 | \$0.09120 | 774 | 358,000 | \$10,265.46 | \$0.02867 | 10,936,492 | \$975,050.47 | \$0.08916 | 11,231,200 | \$1,254,912.36 | \$0.11173 |
| MAY | 22,749 | 23,347 | 11,401,223 | \$342,096.65 | \$637,826.44 | (\$15,084.93) | \$0.00 | \$964,838.16 | \$0.08463 | 569 | 252,000 | \$7,375.84 | \$0.02927 | 11,653,223 | \$972,214.00 | \$0.08343 | 10,721,443 | \$1,198,413.08 | \$0.11178 |
| JUN | 27,917 | 27,917 | 13,258,901 | \$392,138.15 | \$748,737.90 | (\$21,194.87) | \$0.00 | \$1,119,681.18 | \$0.08445 | 578 | 232,000 | \$7,126.24 | \$0.03072 | 13,490,901 | \$1,126,807.42 | \$0.08352 | 12,346,456 | \$1,390,866.19 | \$0.11265 |
| JUL | 30,899 | 30,899 | 13,729,925 | \$424,791.05 | \$761,802.80 | \$27,167.49 | \$0.00 | \$1,213,761.34 | \$0.08840 | 578 | 246,000 | \$7,340.02 | \$0.02984 | 13,975,925 | \$1,221,101.36 | \$0.08737 | 12,845,450 | \$1,452,945.23 | \$0.11311 |
| AUG | 32,856 | 32,856 | 14,553,912 | \$446,220.20 | \$822,081.28 | \$10,379.82 | \$0.00 | \$1,278,681.30 | \$0.08786 | 546 | 261,000 | \$7,370.67 | \$0.02824 | 14,814,912 | \$1,286,051.97 | \$0.08681 | 14,200,110 | \$1,576,555.63 | \$0.11102 |
| SEP | 27,516 | 27,516 | 11,896,048 | \$387,747.20 | \$657,522.41 | \$40,532.64 | \$0.00 | \$1,085,802.25 | \$0.09127 | 556 | 239,000 | \$7,096.73 | \$0.02969 | 12,135,048 | \$1,092,898.98 | \$0.09006 | 13,314,653 | \$1,500,475.21 | \$0.11269 |
| OCT | 25,175 | 25,175 | 11,275,878 | \$365,691.69 | \$627,476.07 | (\$100,807.11) | \$0.00 | \$892,360.65 | \$0.07914 | 578 | 253,000 | \$7,446.91 | \$0.02943 | 11,528,878 | \$899,807.56 | \$0.07805 | 11,132,769 | \$1,265,366.89 | \$0.11366 |
| NOV | 19,085 | 24,313 | 10,736,321 | \$356,252.79 | \$595,576.59 | (\$16,259.82) | \$0.00 | \$935,569.56 | \$0.08714 | 885 | 356,000 | \$10,923.12 | \$0.03068 | 11,092,321 | \$946,492.68 | \$0.08533 | 10,374,713 | \$1,206,042.49 | \$0.11625 |
| DEC | | | | | | | \$0.00 | \$0.00 | #DIV/0! | | | | #DIV/0! | 0 | \$0.00 | #DIV/0! | | | #DIV/0! |
| TOT | | | 132,977,579 | \$4,083,324.33 | \$7,410,088.39 | (\$21,546.80) | \$0.00 | \$11,471,865.92 | \$0.08627 | 7,415 | 3,112,000 | \$93,493.24 | \$0.03004 | 136,089,579 | \$11,565,359.16 | \$0.08498 | 130,225,589 | \$14,475,748.28 | \$0.1112 |
| | | | | | | | | | | | | | | | | | | AVE KWH COST | \$0.0850 |
| | | | | | | | | | | | | | | | | | | KWH SOLD | \$0.0888 |
| | | | | | | | | | | | | | | | | | | KWH MARGIN | \$0.0223 |



PUBLIC UTILITIES COMMISSION WATER DEPARTMENT STATISTICS FOR 2023

| | JAN | FEB | MAR | APR | MAY | JUN | JUL | AUG | SEP | OCT | NOV | DEC |
|---------------------------------|---------------------|---------------------|---------------------|---------------------|---------------------|---------------------|---------------------|---------------------|---------------------|---------------------|---------------------|---------------|
| FINISHED WATER | 39,233,440 | 37,325,340 | 42,806,080 | 41,269,040 | 44,782,720 | 44,772,330 | 51,540,170 | 48,921,440 | 44,707,020 | 43,406,160 | 41,127,240 | |
| RAW WATER | 40,567,070 | 38,706,120 | 44,908,580 | 42,880,790 | 46,073,990 | 46,197,160 | 53,239,330 | 50,983,180 | 46,908,570 | 44,844,730 | 42,053,840 | |
| LESS HOUSE WATER/Sanitary Disch | 2,018,144 | 1,700,032 | 2,062,800 | 1,961,968 | 691,952 | 1,390,630 | 1,390,630 | 1,370,820 | 1,573,510 | 1,331,040 | 572,450 | |
| LESS DOMESTIC WATER | 19,800 | 21,000 | 39,700 | 24,900 | 32,200 | 34,200 | 14,000 | | | | | |
| NET FINISHED WATER | 38,529,126 | 36,985,088 | 42,806,080 | 40,893,922 | 45,349,838 | 44,772,330 | 51,834,700 | 49,612,360 | 45,335,060 | 43,513,690 | 41,481,390 | 0 |
| RESIDENTIAL SALES | 14,671,065 | 12,055,704 | 11,825,895 | 13,977,976 | 13,508,926 | 15,651,870 | 16,149,640 | 15,887,685 | 16,845,710 | 13,384,540 | 12,615,857 | |
| COMMERCIAL SALES | 5,599,143 | 7,383,305 | 6,391,730 | 9,206,919 | 6,782,059 | 9,378,764 | 10,122,211 | 10,743,450 | 10,058,289 | 7,796,166 | 7,843,104 | |
| INDUSTRIAL SALES | 13,607,030 | 10,300,649 | 13,330,251 | 14,168,067 | 15,694,089 | 11,677,061 | 12,806,616 | 13,255,446 | 16,270,088 | 15,305,103 | 13,203,083 | |
| TOTAL WATER SALES | 33,877,238 | 29,739,658 | 31,547,876 | 37,352,962 | 35,985,074 | 36,707,695 | 39,078,467 | 39,886,581 | 43,174,087 | 36,485,809 | 33,662,044 | 0 |
| ACCOUNTED LOSS | 1,750,000 | 2,500,000 | 1,989,300 | 4,227,400 | 742,200 | 519,400 | 157,900 | 103,300 | 845,200 | 763,700 | 1,564,600 | |
| UNACCOUNTED LOSS | 2,901,888 | 4,745,430 | 9,268,904 | (686,440) | 8,622,564 | 7,545,235 | 12,598,333 | 9,622,479 | 1,315,773 | 6,264,181 | 6,254,746 | 0 |
| % OF NET FINISHED WATER | 7.53% | 12.71% | 21.65% | -1.66% | 19.25% | 16.85% | 24.44% | 19.67% | 2.94% | 14.43% | 15.21% | #DIV/0! |
| PEAK DAY VOL | 1,696,100 | 1,460,100 | 1,571,700 | 1,636,380 | 1,954,100 | 1,831,700 | 1,974,700 | 1,947,900 | 1,655,300 | 1,696,800 | 1,629,800 | |
| PEAK DATE | 01/19/23 | 02/26/23 | 03/14/23 | 04/15/23 | 05/27/23 | 06/14/23 | 07/28/23 | 08/05/23 | 09/17/23 | 10/10/23 | 11/03/23 | |
| AVERAGE DAY VOL | 1,265,600 | 1,333,000 | 1,402,000 | 1,375,630 | 1,444,600 | 1,493,600 | 1,662,600 | 1,578,100 | 1,490,200 | 1,400,200 | 1,370,900 | |
| RESIDENTIAL SALES \$\$ | \$269,668.33 | \$248,613.97 | \$246,004.92 | \$264,521.14 | \$259,540.62 | \$279,260.08 | \$282,541.26 | \$279,141.08 | \$287,379.37 | \$257,832.52 | \$251,692.69 | |
| COMMERCIAL SALES \$\$ | \$76,216.03 | \$90,600.47 | \$82,774.61 | \$105,610.69 | \$86,068.58 | \$82,994.26 | \$103,307.52 | \$117,350.78 | \$111,314.92 | \$94,086.06 | \$94,325.01 | |
| INDUSTRIAL SALES \$\$ | \$88,217.00 | \$64,791.00 | \$86,256.00 | \$92,192.00 | \$103,004.00 | \$74,543.00 | \$82,546.00 | \$85,726.00 | \$107,085.00 | \$100,248.00 | \$85,355.00 | |
| TOTAL SALES \$\$\$ | \$434,101.36 | \$404,005.44 | \$415,035.53 | \$462,323.83 | \$448,613.20 | \$436,797.34 | \$468,394.78 | \$482,217.86 | \$505,779.29 | \$452,166.58 | \$431,372.70 | \$0.00 |

WATER DEPARTMENT TOTALS YEAR TO DATE

| | 2023 | 2022 | |
|----------------------------|----------------|----------------|-----|
| FINISHED WATER | 479,890,980 | 449,388,380 | GAL |
| RAW WATER | 497,363,360 | 461,763,158 | GAL |
| - HOUSE WATER | 16,063,976 | 20,724,240 | GAL |
| - DOMESTIC WATER | 185,800 | 185,300 | GAL |
| NET FINISHED WATER | 481,113,584 | 440,853,618 | GAL |
| RESIDENTIAL SALES | 156,574,868 | 153,151,019 | GAL |
| COMMERCIAL SALES | 91,305,140 | 95,234,043 | GAL |
| INDUSTRIAL SALES | 149,617,483 | 133,990,720 | GAL |
| TOTAL WATER SALES | 397,497,491 | 382,375,782 | GAL |
| ACCOUNTED LOSSES | 15,163,000 | 9,823,050 | GAL |
| UNACCOUNTED LOSSES | 68,453,093 | 48,654,786 | GAL |
| % OF NET FINISHED WATER | 14.23% | 11.04% | |
| YTD RESIDENTIAL SALES \$\$ | \$2,926,195.98 | \$2,564,660.62 | |
| YTD COMMERCIAL SALES \$\$ | \$1,044,648.93 | \$1,013,976.38 | |
| YTD INDUSTRIAL SALES \$\$ | \$969,963.00 | \$780,538.90 | |
| YTD WATER SALES TOTAL \$ | \$4,940,807.91 | \$4,359,175.90 | |
| REVENUE PER GALLON SOLI | \$0.012430 | \$0.011400 | |
| | 1.09031 | 1.13361 | |

PUBLIC UTILITIES COMMISSION WASTEWATER DEPARTMENT STATISTICS FOR THE YEAR 2023

PAGE WW-6a

| | JAN | FEB | MAR | APR | MAY | JUN | JUL | AUG | SEP | OCT | NOV | DEC |
|---------------------------------|---------------------|---------------------|---------------------|---------------------|---------------------|---------------------|---------------------|---------------------|---------------------|---------------------|---------------------|---------------|
| TOTAL FLOW | 35,810,000 | 36,230,000 | 54,780,000 | 62,430,000 | 67,540,000 | 48,390,000 | 44,880,000 | 47,620,000 | 38,510,000 | 43,490,000 | 39,340,000 | |
| DAILY FLOW | 1,160,000 | 1,290,000 | 1,770,000 | 2,080,000 | 2,180,000 | 1,610,000 | 1,450,000 | 1,540,000 | 1,280,000 | 1,400,000 | 1,310,000 | |
| MAXIMUM FLOW | 1,660,000 | 1,890,000 | 2,410,000 | 2,580,000 | 4,580,000 | 1,840,000 | 1,830,000 | 2,530,000 | 1,410,000 | 1,830,000 | 1,420,000 | |
| MINIMUM FLOW | 1,020,000 | 1,090,000 | 1,400,000 | 1,760,000 | 1,610,000 | 1,340,000 | 1,300,000 | 1,240,000 | 1,200,000 | 1,210,000 | 1,240,000 | |
| I & I % OF TOTAL FLOW | 22.45% | 25.06% | 52.99% | 52.68% | 59.40% | 36.35% | 24.57% | 24.14% | 7.64% | 30.38% | 27.42% | |
| <u>INFLUENT AVERAGE:</u> | | | | | | | | | | | | |
| LBS / DAY BOD | 2,738 | 3,179 | 4,116 | 3,407 | 3,406 | 3,812 | 4,456 | 3,201 | 2,327 | 2,807 | 3,600 | |
| LBS / DAY TSS | 3,565 | 5,792 | 7,730 | 5,575 | 7,267 | 7,078 | 7,906 | 7,210 | 5,427 | 4,513 | 5,279 | |
| <u>EFFLUENT BOD:</u> | | | | | | | | | | | | |
| AVERAGE BOD | 2.3 | 2.5 | 2.3 | 2.2 | 2.4 | 2.0 | 2.2 | 2.5 | 1.8 | 1.6 | 2.8 | |
| MAXIMUM BOD | 5.5 | 3.5 | 5.2 | 5.0 | 4.2 | 3.7 | 6.4 | 6.0 | 2.5 | 2.4 | 4.7 | |
| MINIMUM BOD | 1.2 | 1.8 | 1.2 | 1.4 | 1.2 | 1.5 | 1.0 | 0.8 | 1.5 | 1.0 | 1.6 | |
| <u>EFFLUENT TSS:</u> | | | | | | | | | | | | |
| AVERAGE TSS | 14 | 10 | 10 | 6 | 50 | 4 | 9 | 8 | 9 | 7 | 14 | |
| MAXIMUM TSS | 33 | 49 | 49 | 24 | 753 | 12 | 12 | 27 | 14 | 14 | 20 | |
| MINIMUM TSS | 8 | 5 | 2 | 3 | 2 | 2 | 2 | 3 | 4 | 3 | 8 | |
| # OF DAYS OVER PERMIT LIMITS | 0 | 0 | 0 | 0 | 2 | 0 | 0 | 0 | 0 | 0 | 0 | 0 |
| ELECTRIC USE - KWH | 102,254 | 99,222 | 88,984 | 111,430 | 114,700 | 119,130 | 126,864 | 125,120 | 129,568 | 113,636 | 108,432 | |
| ELECTRIC USE - COST | \$8,199.24 | \$6,598.26 | \$5,917.44 | \$7,410.10 | \$7,627.55 | \$7,922.15 | \$8,436.46 | \$8,320.48 | \$8,616.27 | \$7,556.79 | \$7,210.73 | |
| <u>REVENUE:</u> | | | | | | | | | | | | |
| RESIDENTIAL | \$112,585.73 | \$105,525.23 | \$104,586.79 | \$111,066.98 | \$109,529.41 | \$113,337.20 | \$101,448.05 | \$102,094.17 | \$103,390.23 | \$108,873.09 | \$106,721.69 | |
| COMMERCIAL | \$28,660.12 | \$33,244.37 | \$32,136.89 | \$50,904.43 | \$32,463.04 | \$38,543.05 | \$36,918.37 | \$42,478.05 | \$42,395.22 | \$36,954.37 | \$41,467.58 | |
| INDUSTRIAL | \$36,053.20 | \$44,143.03 | \$57,942.48 | \$42,008.62 | \$33,686.85 | \$24,601.82 | \$26,645.55 | \$43,471.08 | \$36,798.75 | \$35,312.94 | \$42,313.19 | |
| TOTAL REVENUE | \$177,299.05 | \$182,912.63 | \$194,666.16 | \$203,980.03 | \$175,679.30 | \$176,482.07 | \$165,011.97 | \$188,043.30 | \$182,584.20 | \$181,140.40 | \$190,502.46 | \$0.00 |

WASTEWATER DEPARTMENT TOTALS YEAR TO DATE

| | YEAR | |
|-----------------------------------|-----------------------|-----------------------|
| | 2023 | 2022 |
| BOD = Biodegradable Oxygen Demand | | |
| TSS= Total Suspended Solids | | |
| TOTAL FLOW TO PLANT, GALLONS | 519,020,000 | 423,570,000 |
| I & I % OF TOTAL FLOW | 25.06% | 13.35% |
| DAYS EXCEEDING PERMIT LIMITS | 2 | 0 |
| TOTAL ELECTRIC - KWH | 1,239,340 | 1,234,892 |
| TOTAL ELECTRIC - COST | \$83,815.47 | \$ 88,059.52 |
| TOTAL RESIDENTIAL REVENUE | \$1,179,158.57 | \$1,114,881.13 |
| TOTAL COMMERCIAL REVENUE | \$416,165.49 | \$410,977.48 |
| TOTAL INDUSTRIAL REVENUE | \$422,977.51 | \$434,429.39 |
| TOTAL REVENUE | \$2,018,301.57 | \$1,960,288.00 |



Fairmont Public Utilities Commission
December 19, 2023

Agenda Item: 6

From: Julie Zarling, Assistant Finance Director
To: Public Utilities Commission

Subject: Record of Disbursements- November 2023

Policy/Action Requested:

Vote Required: Simple Majority Roll Call

Recommendation: Approval

Overview:

Approval is requested for the Commissioners' Record of Disbursements for November 2023

Budget Impact:

Attachments: PUC Check Listing for November 2023

PUC Action: _____ Date: _____

AP
PUC CHECKS



User: juliezar
Printed: 12/14/2023 10:30:14 AM

| Last Name | Acct 1 | Amount | Check Date | Check Num | Description |
|--|-----------------|-----------|------------|-----------|--|
| A1 Concrete Grinding & Mudjacking Shriver, Loren | 601-49430-40200 | 2,938.00 | 12/8/2023 | 162833 | friendship village job |
| A1 Concrete Grinding & Mudjacking Shriver, Loren | 601-49430-40200 | 5,400.00 | 11/21/2023 | 162598 | Hwy 15 and S Orient pour |
| | | 8,338.00 | | | |
| A1 Concrete Grinding & Mudjacking Shriver, Loren | | 8,338.00 | | | |
| Aclara Technologies LLC | 601-49430-31200 | 4,290.43 | 11/21/2023 | 162599 | Oct23-Sept24 program maintenance Aclara Meters |
| Aclara Technologies LLC | 602-49490-31200 | 2,611.67 | 11/21/2023 | 162599 | Oct23-Sept24 program maintenance Aclara Meters |
| Aclara Technologies LLC | 604-49590-31200 | 16,637.31 | 11/21/2023 | 162599 | Oct23-Sept24 program maintenance Aclara Meters |
| | | 23,539.41 | | | |
| Aclara Technologies LLC | | 23,539.41 | | | |
| Advanced Engineering & Environmental Services, LLC | 602-49450-31200 | 420.00 | 11/21/2023 | 162600 | services 9/30-10/27/23 I&C System Services |
| Advanced Engineering & Environmental Services, LLC | 601-49400-31200 | 2,884.05 | 11/21/2023 | 162600 | services 9/30-10/27/23 I&C System Services |
| | | 3,304.05 | | | |
| Advanced Engineering & Environmental Services, LLC | | 3,304.05 | | | |
| Air Products and Chemicals, Inc. | 601-00000-14206 | 3,140.00 | 12/1/2023 | 162729 | 40k lbs carbon dioxide |
| | | 3,140.00 | | | |
| Air Products and Chemicals, Inc. | | 3,140.00 | | | |
| Alpha Wireless Communications Co. | 602-00000-16400 | 365.26 | 11/28/2023 | 162691 | 3 Radios Programmed & Optimization,3 Leather Cases W Swivel |
| Alpha Wireless Communications Co. | 601-00000-16400 | 826.30 | 11/28/2023 | 162691 | 5 Leather Case w/ Swivel, Programming & Optimization |
| Alpha Wireless Communications Co. | 604-00000-16400 | 826.30 | 11/28/2023 | 162691 | 5 Leather Case w/ Swivel, Programming & Optimization & 3 Noise C |
| | | 2,017.86 | | | |
| Alpha Wireless Communications Co. | | 2,017.86 | | | |
| Altec Industries Inc | 604-49570-22300 | 1,067.32 | 12/8/2023 | 162834 | wire brush, manhole cover hook |
| Altec Industries Inc | 604-00000-16400 | 1,440.95 | 12/8/2023 | 162834 | rotating wire reel - CIP - skid EZ spot attachment |
| Altec Industries Inc | 604-49570-40500 | 1,347.75 | 11/21/2023 | 162601 | #24 upper control sticking on bucket truck |
| | | 3,856.02 | | | |
| Altec Industries Inc | | 3,856.02 | | | |
| Amazon Capital Services | 602-49490-20120 | 1.28 | 11/29/2023 | 162701 | City Hall Office Supplies |

| Last Name | Acct 1 | Amount | Check Date | Check Num | Description |
|------------------------------|-----------------|-----------|------------|-----------|--|
| Amazon Capital Services | 601-49440-20120 | 6.96 | 11/16/2023 | 162543 | Business Card Holder R Bock |
| Amazon Capital Services | 604-49590-20120 | 7.27 | 11/29/2023 | 162701 | Office Supplies City Hall |
| Amazon Capital Services | 601-49440-20120 | 2.11 | 11/29/2023 | 162701 | City Hall Office Supplies |
| Amazon Capital Services | 601-49440-20120 | 1.87 | 11/29/2023 | 162701 | Office Supplies City Hall |
| Amazon Capital Services | 604-49590-20120 | 8.17 | 11/29/2023 | 162701 | City Hall Office Supplies |
| Amazon Capital Services | 602-49450-40400 | 159.99 | 11/16/2023 | 162543 | 19 Gallon Aluminum Top Feed Fuel Cell |
| Amazon Capital Services | 601-49400-20120 | 42.89 | 11/29/2023 | 162701 | Screen Protectors & iPhone Cases |
| Amazon Capital Services | 602-49490-20120 | 1.14 | 11/29/2023 | 162701 | Office Supplies City Hall |
| | | <hr/> | | | |
| Amazon Capital Services | | 231.68 | | | |
| American Welding & Gas, Inc. | 601-49400-43900 | 131.10 | 12/8/2023 | 162835 | cylinder rental |
| | | <hr/> | | | |
| American Welding & Gas, Inc. | | 131.10 | | | |
| AMG Plumbing & Heating | 601-49400-40400 | 3,846.16 | 12/1/2023 | 162730 | rebuild fire hydrant and drinking water RPZ |
| | | <hr/> | | | |
| AMG Plumbing & Heating | | 3,846.16 | | | |
| Anderson Leslie | 604-49595-43990 | 50.00 | 11/21/2023 | 162602 | residential furnace rebate |
| Anderson Leslie | 604-49595-43981 | 214.00 | 11/21/2023 | 162602 | residential AC rebate |
| | | <hr/> | | | |
| Anderson Leslie | | 264.00 | | | |
| Andritz Separation Inc. | 601-00000-16200 | 15,212.03 | 12/8/2023 | 162836 | overhead filter press - CIP - lime press equipment |
| | | <hr/> | | | |
| Andritz Separation Inc. | | 15,212.03 | | | |
| Aqua-Pure Inc. | 601-49400-21620 | 50,296.80 | 11/21/2023 | 162603 | bulk load of AF 41150 |
| Aqua-Pure Inc. | 601-49400-21620 | 3,141.00 | 12/1/2023 | 162731 | 55gal drum AF 4355 EHW |
| Aqua-Pure Inc. | 601-49400-31400 | 64.85 | 11/21/2023 | 162603 | alkalinity and phenolphthalein indicator |
| | | <hr/> | | | |
| Aqua-Pure Inc. | | 53,502.65 | | | |
| Aramark Uniform Services | 601-49400-31200 | 352.07 | 11/21/2023 | 162604 | cleaning supplies |
| | | <hr/> | | | |
| Aramark Uniform Services | | 352.07 | | | |
| Arrow Lift Accessibility | 601-49400-31200 | 252.00 | 12/1/2023 | 162732 | 11/4/23-11/4/24 contract renewal |
| | | <hr/> | | | |
| Arrow Lift Accessibility | | 252.00 | | | |
| Bauer Built Tire | 601-49400-40400 | 776.00 | 12/1/2023 | 162733 | #666 4 beefy baby tires |

| Last Name | Acct 1 | Amount | Check Date | Check Num | Description |
|-------------------------|-----------------|----------|------------|-----------|---|
| Bauer Built Tire | | 776.00 | | | |
| Beemer Companies | 601-49430-40200 | 9,041.40 | 11/21/2023 | 162605 | watermain break on Hwy 15 |
| Beemer Companies | | 9,041.40 | | | |
| Berndt Tamra | 604-00000-20200 | 2.08 | 11/1/2023 | 162414 | Refund Check 018011-000, 900 Hengen St #105 |
| Berndt Tamra | 601-00000-20200 | 3.34 | 11/1/2023 | 162414 | Refund Check 018011-000, 900 Hengen St #105 |
| Berndt Tamra | 604-00000-20200 | 19.08 | 11/1/2023 | 162414 | Refund Check 018011-000, 900 Hengen St #105 |
| Berndt Tamra | 602-00000-20200 | 2.87 | 11/1/2023 | 162414 | Refund Check 018011-000, 900 Hengen St #105 |
| Berndt Tamra | 602-00000-20200 | 5.39 | 11/1/2023 | 162414 | Refund Check 018011-000, 900 Hengen St #105 |
| Berndt Tamra | 604-00000-20200 | 1.56 | 11/1/2023 | 162414 | Refund Check 018011-000, 900 Hengen St #105 |
| Berndt Tamra | | 34.32 | | | |
| Bevcomm Inc | 604-49570-20120 | 119.56 | 11/13/2023 | 162511 | Kingston 16GB DDR4 SDRAM (x3) Line Dept |
| Bevcomm Inc | 601-49400-20120 | 803.55 | 11/13/2023 | 162511 | Eaton 95X 700VA 630W 120V UPS Water Dept |
| Bevcomm Inc | 602-49450-20120 | 16.50 | 11/13/2023 | 162511 | Authpoint Security Token Wastewater |
| Bevcomm Inc | | 939.61 | | | |
| Blint Carolyn | 602-00000-20200 | 2.30 | 11/1/2023 | 162415 | Refund Check 018528-002, 620 Summit Dr #201 |
| Blint Carolyn | 604-00000-20200 | 103.58 | 11/1/2023 | 162415 | Refund Check 018528-002, 620 Summit Dr #201 |
| Blint Carolyn | 601-00000-20200 | 2.72 | 11/1/2023 | 162415 | Refund Check 018528-002, 620 Summit Dr #201 |
| Blint Carolyn | 604-00000-20200 | 8.75 | 11/1/2023 | 162415 | Refund Check 018528-002, 620 Summit Dr #201 |
| Blint Carolyn | 602-00000-20200 | 4.37 | 11/1/2023 | 162415 | Refund Check 018528-002, 620 Summit Dr #201 |
| Blint Carolyn | 604-00000-20200 | 8.25 | 11/1/2023 | 162415 | Refund Check 018528-002, 620 Summit Dr #201 |
| Blint Carolyn | | 129.97 | | | |
| Bock Randall | 604-49595-43990 | 50.00 | 12/1/2023 | 0 | residential furnace rebate |
| Bock Randall | 604-49595-43981 | 230.00 | 12/1/2023 | 0 | residential AC rebate |
| Bock Randall | | 280.00 | | | |
| Boekett Building Supply | 601-49430-40200 | 89.53 | 11/21/2023 | 162606 | 1x4's and plywood |
| Boekett Building Supply | | 89.53 | | | |
| Bolton & Menk, Inc. | 602-00000-16500 | 2,924.00 | 11/21/2023 | 162607 | ervices 11/16-10/13/23 screen improvements |
| Bolton & Menk, Inc. | 602-00000-16500 | 4,794.00 | 12/8/2023 | 162837 | services 10/14-11/10/23 screen improvements |

| Last Name | Acct 1 | Amount | Check Date | Check Num | Description |
|----------------------------|-----------------|----------|------------|-----------|--|
| Bolton & Menk, Inc. | | 7,718.00 | | | |
| Bomgaars Supply | 602-49470-43900 | 29.98 | 11/21/2023 | 162608 | batteries |
| Bomgaars Supply | 601-49430-40200 | 65.46 | 11/21/2023 | 162608 | flash light and batteries |
| Bomgaars Supply | 602-49450-40400 | 3.11 | 11/21/2023 | 162608 | lock nut |
| Bomgaars Supply | 601-49430-43900 | 7.98 | 11/21/2023 | 162608 | degreaser |
| Bomgaars Supply | 601-49400-40400 | 49.49 | 11/21/2023 | 162608 | screws and square |
| Bomgaars Supply | 602-49450-40400 | 20.97 | 11/21/2023 | 162608 | light bulbs |
| Bomgaars Supply | 601-49430-43900 | 15.98 | 11/21/2023 | 162608 | adapter hose |
| Bomgaars Supply | 602-49470-43900 | 43.46 | 11/21/2023 | 162608 | knife blades and scissors |
| Bomgaars Supply | 601-49430-43900 | 49.99 | 11/21/2023 | 162608 | circular saw |
| Bomgaars Supply | | 286.42 | | | |
| Carlson Kenneth/Gloria | 604-49595-43990 | 50.00 | 12/1/2023 | 162734 | residential furnace rebate |
| Carlson Kenneth/Gloria | | 50.00 | | | |
| Carquest Auto Parts Stores | 601-49400-40400 | 147.39 | 12/8/2023 | 162838 | #666 battery |
| Carquest Auto Parts Stores | 602-49450-40400 | 150.55 | 12/8/2023 | 162838 | #642 hydraulic fittings |
| Carquest Auto Parts Stores | | 297.94 | | | |
| Chan Ingrid | 604-49595-43985 | 50.00 | 11/21/2023 | 162609 | residential refrigerator rebate |
| Chan Ingrid | | 50.00 | | | |
| Christianson Bethel | 604-49595-43987 | 25.00 | 11/21/2023 | 162610 | residential clothes washer rebate |
| Christianson Bethel | | 25.00 | | | |
| Cintas Corporation | 604-49570-43760 | 1,718.08 | 12/8/2023 | 162839 | laundrying services |
| Cintas Corporation | 602-49450-31200 | 14.10 | 11/21/2023 | 162658 | First Aid Supplies |
| Cintas Corporation | | 1,732.18 | | | |
| Colonial Life | 601-00000-21812 | 137.57 | 11/8/2023 | 162458 | PR Batch 00001.11.2023 Colonial Life Insurance |
| Colonial Life | 602-00000-21812 | 135.29 | 11/8/2023 | 162458 | PR Batch 00001.11.2023 Colonial Disability |
| Colonial Life | 604-00000-21812 | 185.81 | 11/22/2023 | 162592 | PR Batch 00002.11.2023 Colonial Life Insurance |
| Colonial Life | 602-00000-21812 | 91.34 | 11/8/2023 | 162458 | PR Batch 00001.11.2023 Colonial Life Insurance |
| Colonial Life | 601-00000-21812 | 56.17 | 11/8/2023 | 162458 | PR Batch 00001.11.2023 Colonial Group Accident |
| Colonial Life | 602-00000-21812 | 23.74 | 11/22/2023 | 162592 | PR Batch 00002.11.2023 Colonial Cancer |

| Last Name | Acct 1 | Amount | Check Date | Check Num | Description |
|----------------|-----------------|----------|------------|-----------|---|
| Colonial Life | 601-00000-21812 | 19.83 | 11/22/2023 | 162592 | PR Batch 00002.11.2023 Colonial GroupSpecifiedDisease |
| Colonial Life | 604-00000-21812 | 46.30 | 11/22/2023 | 162592 | PR Batch 00002.11.2023 Colonial Group Accident |
| Colonial Life | 604-00000-21812 | 9.24 | 11/22/2023 | 162592 | PR Batch 00002.11.2023 Colonial GroupSpecifiedDisease |
| Colonial Life | 602-00000-21812 | 91.35 | 11/22/2023 | 162592 | PR Batch 00002.11.2023 Colonial Life Insurance |
| Colonial Life | 601-00000-21812 | 56.19 | 11/22/2023 | 162592 | PR Batch 00002.11.2023 Colonial Group Accident |
| Colonial Life | 601-00000-21812 | 64.51 | 11/22/2023 | 162592 | PR Batch 00002.11.2023 Colonial Cancer |
| Colonial Life | 604-00000-21812 | 52.02 | 11/8/2023 | 162458 | PR Batch 00001.11.2023 Colonial Cancer |
| Colonial Life | 604-00000-21812 | 9.24 | 11/8/2023 | 162458 | PR Batch 00001.11.2023 Colonial GroupSpecifiedDisease |
| Colonial Life | 602-00000-21812 | 54.86 | 11/22/2023 | 162592 | PR Batch 00002.11.2023 Colonial Group Accident |
| Colonial Life | 602-00000-21812 | 15.29 | 11/8/2023 | 162458 | PR Batch 00001.11.2023 Colonial GroupSpecifiedDisease |
| Colonial Life | 604-00000-21812 | 246.16 | 11/22/2023 | 162592 | PR Batch 00002.11.2023 Colonial Disability |
| Colonial Life | 602-00000-21812 | 135.25 | 11/22/2023 | 162592 | PR Batch 00002.11.2023 Colonial Disability |
| Colonial Life | 601-00000-21812 | 19.83 | 11/8/2023 | 162458 | PR Batch 00001.11.2023 Colonial GroupSpecifiedDisease |
| Colonial Life | 601-00000-21812 | 239.90 | 11/22/2023 | 162592 | PR Batch 00002.11.2023 Colonial Disability |
| Colonial Life | 601-00000-21812 | 137.57 | 11/22/2023 | 162592 | PR Batch 00002.11.2023 Colonial Life Insurance |
| Colonial Life | 604-00000-21812 | 246.18 | 11/8/2023 | 162458 | PR Batch 00001.11.2023 Colonial Disability |
| Colonial Life | 602-00000-21812 | 23.73 | 11/8/2023 | 162458 | PR Batch 00001.11.2023 Colonial Cancer |
| Colonial Life | 604-00000-21812 | 52.09 | 11/22/2023 | 162592 | PR Batch 00002.11.2023 Colonial Cancer |
| Colonial Life | 601-00000-21812 | 239.86 | 11/8/2023 | 162458 | PR Batch 00001.11.2023 Colonial Disability |
| Colonial Life | 604-00000-21812 | 46.23 | 11/8/2023 | 162458 | PR Batch 00001.11.2023 Colonial Group Accident |
| Colonial Life | 604-00000-21812 | 185.81 | 11/8/2023 | 162458 | PR Batch 00001.11.2023 Colonial Life Insurance |
| Colonial Life | 602-00000-21812 | 54.90 | 11/8/2023 | 162458 | PR Batch 00001.11.2023 Colonial Group Accident |
| Colonial Life | 601-00000-21812 | 64.52 | 11/8/2023 | 162458 | PR Batch 00001.11.2023 Colonial Cancer |
| Colonial Life | 602-00000-21812 | 15.29 | 11/22/2023 | 162592 | PR Batch 00002.11.2023 Colonial GroupSpecifiedDisease |
| | | 2,756.07 | | | |
| Colonial Life | | | | | |
| Cory Katherine | 601-00000-20200 | 15.00 | 11/1/2023 | 162416 | Refund Check 018111-001, 908 School St |
| Cory Katherine | 601-00000-20200 | 8.91 | 11/1/2023 | 162416 | Refund Check 018111-001, 908 School St |
| Cory Katherine | 602-00000-20200 | 10.34 | 11/1/2023 | 162416 | Refund Check 018111-001, 908 School St |
| Cory Katherine | 604-00000-20200 | 30.81 | 11/1/2023 | 162416 | Refund Check 018111-001, 908 School St |
| Cory Katherine | 602-00000-20200 | 0.16 | 11/1/2023 | 162416 | Refund Check 018111-001, 908 School St |
| Cory Katherine | 604-00000-20200 | 2.54 | 11/1/2023 | 162416 | Refund Check 018111-001, 908 School St |
| Cory Katherine | 604-00000-20200 | 3.65 | 11/1/2023 | 162416 | Refund Check 018111-001, 908 School St |
| Cory Katherine | 602-00000-20200 | 0.31 | 11/1/2023 | 162416 | Refund Check 018111-001, 908 School St |
| Cory Katherine | 601-00000-20200 | 0.20 | 11/1/2023 | 162416 | Refund Check 018111-001, 908 School St |
| | | 71.92 | | | |
| Cory Katherine | | | | | |
| Cowell Josh | 604-49595-43990 | 50.00 | 11/21/2023 | 162611 | residential furnace rebate |
| Cowell Josh | 604-49595-43981 | 228.00 | 11/21/2023 | 162611 | residential AC rebate |

| Last Name | Acct I | Amount | Check Date | Check Num | Description |
|--------------------------|-----------------|-----------|------------|-----------|--|
| Cowell Josh | | 278.00 | | | |
| Dave Berg Consulting LLC | 604-49590-31020 | 5,331.74 | 11/13/2023 | 162514 | Electric Cost of Service & Rate Design Study |
| Dave Berg Consulting LLC | | 5,331.74 | | | |
| Dee's Floral & Design | 604-49595-43980 | 179.85 | 11/21/2023 | 162612 | residential LED holiday lighting rebate |
| Dee's Floral & Design | | 179.85 | | | |
| Denny Troy | 601-49400-31400 | 48.30 | 11/21/2023 | 162613 | TOC/ALK sample box |
| Denny Troy | 601-49400-31400 | 40.40 | 12/1/2023 | 162735 | FL/nitrate sample box |
| Denny Troy | 601-49400-31400 | 62.05 | 11/21/2023 | 162613 | WQP sample box |
| Denny Troy | | 150.75 | | | |
| Denton Vivian | 604-49595-43988 | 25.00 | 11/21/2023 | 162614 | residential dishwasher rebate |
| Denton Vivian | | 25.00 | | | |
| DGR Engineering | 604-00000-16500 | 53,846.00 | 11/21/2023 | 162615 | services thru 10/31/23 - CIP - 10th St substation design |
| DGR Engineering | 604-00000-16500 | 4,458.00 | 11/21/2023 | 162615 | substation upgrades - CIP - FES substation |
| DGR Engineering | 604-00000-16500 | 3,750.50 | 11/21/2023 | 162615 | substation upgrades - CIP - west substation |
| DGR Engineering | 604-00000-16500 | 96.00 | 11/21/2023 | 162615 | services thru 10/31/23 - CIP - west substation design |
| DGR Engineering | 604-00000-16500 | 719.00 | 11/21/2023 | 162615 | substation upgrades - CIP - 10 St substation |
| DGR Engineering | | 62,869.50 | | | |
| Downs Amanda | 601-00000-20200 | 4.64 | 11/1/2023 | 162417 | Refund Check 018433-000, 1030 N Prairie Avenue |
| Downs Amanda | 602-00000-20200 | 7.50 | 11/1/2023 | 162417 | Refund Check 018433-000, 1030 N Prairie Avenue |
| Downs Amanda | 601-00000-20200 | 10.12 | 11/1/2023 | 162417 | Refund Check 018433-000, 1030 N Prairie Avenue |
| Downs Amanda | 604-00000-20200 | 1.54 | 11/1/2023 | 162417 | Refund Check 018433-000, 1030 N Prairie Avenue |
| Downs Amanda | 601-00000-20200 | 24.13 | 11/1/2023 | 162417 | Refund Check 018433-000, 1030 N Prairie Avenue |
| Downs Amanda | 604-00000-20200 | 1.92 | 11/1/2023 | 162417 | Refund Check 018433-000, 1030 N Prairie Avenue |
| Downs Amanda | 604-00000-20200 | 18.95 | 11/1/2023 | 162417 | Refund Check 018433-000, 1030 N Prairie Avenue |
| Downs Amanda | 602-00000-20200 | 14.59 | 11/1/2023 | 162417 | Refund Check 018433-000, 1030 N Prairie Avenue |
| Downs Amanda | 602-00000-20200 | 4.01 | 11/1/2023 | 162417 | Refund Check 018433-000, 1030 N Prairie Avenue |
| Downs Amanda | | 87.40 | | | |
| Dulcimer Medical Center | 601-49445-30500 | 29.00 | 11/21/2023 | 162616 | random DOT drug test-water |
| Dulcimer Medical Center | 604-49570-30500 | 29.00 | 11/21/2023 | 162616 | random DOT drug test-line |

| Last Name | Acct 1 | Amount | Check Date | Check Num | Description |
|-------------------------|-----------------|----------|------------|-----------|--|
| Dulcimer Medical Center | 604-49570-30500 | 29.00 | 11/21/2023 | 162616 | random DOT drug test-line |
| Dulcimer Medical Center | | 87.00 | | | |
| Dunham's Sports | 604-49595-43901 | 5,404.06 | 11/21/2023 | 162617 | commercial lighting fixtures rebate |
| Dunham's Sports | | 5,404.06 | | | |
| Eagle America, Inc. | 604-00000-16500 | 82.25 | 12/1/2023 | 162736 | 6' aluminum channel - CIP - AMI |
| Eagle America, Inc. | | 82.25 | | | |
| EFTPS | 601-00000-21809 | 524.42 | 11/22/2023 | 0 | PR Batch 00002.11.2023 Medicare Employee Portion |
| EFTPS | 601-00000-21803 | 2,245.89 | 11/22/2023 | 0 | PR Batch 00002.11.2023 FICA Employer Portion |
| EFTPS | 604-00000-21809 | 641.62 | 11/8/2023 | 0 | PR Batch 00001.11.2023 Medicare Employer Portion |
| EFTPS | 602-00000-21801 | 1,686.15 | 11/22/2023 | 0 | PR Batch 00002.11.2023 Federal Income Tax |
| EFTPS | 601-00000-21801 | 3,254.42 | 11/8/2023 | 0 | PR Batch 00001.11.2023 Federal Income Tax |
| EFTPS | 604-00000-21803 | 2,746.53 | 11/8/2023 | 0 | PR Batch 00001.11.2023 FICA Employee Portion |
| EFTPS | 602-00000-21809 | 285.18 | 11/8/2023 | 0 | PR Batch 00001.11.2023 Medicare Employee Portion |
| EFTPS | 601-00000-21803 | 2,245.89 | 11/22/2023 | 0 | PR Batch 00002.11.2023 FICA Employee Portion |
| EFTPS | 601-00000-21803 | 2,124.24 | 11/8/2023 | 0 | PR Batch 00001.11.2023 FICA Employee Portion |
| EFTPS | 604-00000-21803 | 2,746.53 | 11/8/2023 | 0 | PR Batch 00001.11.2023 FICA Employer Portion |
| EFTPS | 602-00000-21803 | 1,222.84 | 11/8/2023 | 0 | PR Batch 00001.11.2023 FICA Employee Portion |
| EFTPS | 602-00000-21803 | 1,222.84 | 11/8/2023 | 0 | PR Batch 00001.11.2023 FICA Employer Portion |
| EFTPS | 604-00000-21809 | 661.14 | 11/22/2023 | 0 | PR Batch 00002.11.2023 Medicare Employer Portion |
| EFTPS | 601-00000-21809 | 524.42 | 11/22/2023 | 0 | PR Batch 00002.11.2023 Medicare Employer Portion |
| EFTPS | 602-00000-21809 | 285.51 | 11/22/2023 | 0 | PR Batch 00002.11.2023 Medicare Employer Portion |
| EFTPS | 604-00000-21803 | 2,829.95 | 11/22/2023 | 0 | PR Batch 00002.11.2023 FICA Employer Portion |
| EFTPS | 604-00000-21801 | 4,787.20 | 11/8/2023 | 0 | PR Batch 00001.11.2023 Federal Income Tax |
| EFTPS | 601-00000-21801 | 3,681.77 | 11/22/2023 | 0 | PR Batch 00002.11.2023 Federal Income Tax |
| EFTPS | 604-00000-21809 | 641.62 | 11/8/2023 | 0 | PR Batch 00001.11.2023 Medicare Employee Portion |
| EFTPS | 601-00000-21809 | 496.01 | 11/8/2023 | 0 | PR Batch 00001.11.2023 Medicare Employer Portion |
| EFTPS | 601-00000-21803 | 2,124.24 | 11/8/2023 | 0 | PR Batch 00001.11.2023 FICA Employer Portion |
| EFTPS | 604-00000-21801 | 5,001.78 | 11/22/2023 | 0 | PR Batch 00002.11.2023 Federal Income Tax |
| EFTPS | 601-00000-21809 | 496.01 | 11/8/2023 | 0 | PR Batch 00001.11.2023 Medicare Employee Portion |
| EFTPS | 602-00000-21803 | 1,224.06 | 11/22/2023 | 0 | PR Batch 00002.11.2023 FICA Employee Portion |
| EFTPS | 604-00000-21809 | 661.14 | 11/22/2023 | 0 | PR Batch 00002.11.2023 Medicare Employee Portion |
| EFTPS | 604-00000-21803 | 2,829.95 | 11/22/2023 | 0 | PR Batch 00002.11.2023 FICA Employee Portion |
| EFTPS | 602-00000-21809 | 285.18 | 11/8/2023 | 0 | PR Batch 00001.11.2023 Medicare Employer Portion |
| EFTPS | 602-00000-21809 | 285.51 | 11/22/2023 | 0 | PR Batch 00002.11.2023 Medicare Employee Portion |
| EFTPS | 602-00000-21803 | 1,224.06 | 11/22/2023 | 0 | PR Batch 00002.11.2023 FICA Employer Portion |
| EFTPS | 602-00000-21801 | 1,562.76 | 11/8/2023 | 0 | PR Batch 00001.11.2023 Federal Income Tax |

| Last Name | Acct 1 | Amount | Check Date | Check Num | Description |
|--------------------------------------|-----------------|-----------|------------|-----------|--|
| EFTPS | | 50,548.86 | | | |
| Elan Financial Services | 604-49590-33100 | 964.14 | 11/13/2023 | 162516 | MMUA Technical & Operations Conference, MMUA Training Marshall |
| Elan Financial Services | 604-49590-33100 | 205.00 | 11/13/2023 | 162516 | Smpa Board Mtg Bloomington Zarling |
| Elan Financial Services | 601-49440-33100 | 1,365.52 | 11/13/2023 | 162516 | MN Awwa Annual Conference Duluth, MN Powers Sinjin CDL |
| Elan Financial Services | 602-49490-20120 | 22.48 | 11/13/2023 | 162516 | PC Speakers Waste Water |
| Elan Financial Services | 601-49430-40200 | 178.77 | 11/13/2023 | 162516 | Tools Water Dept |
| Elan Financial Services | | 2,735.91 | | | |
| ESS Brothers & Sons, Inc. | 601-49430-40200 | 674.45 | 12/1/2023 | 162737 | pallets of adjustment rings |
| ESS Brothers & Sons, Inc. | 602-49470-40200 | 674.45 | 12/1/2023 | 162737 | pallets of adjustment rings |
| ESS Brothers & Sons, Inc. | | 1,348.90 | | | |
| Fastenal Company | 601-49400-43900 | 133.94 | 11/21/2023 | 162618 | band saw blades |
| Fastenal Company | 602-49470-40200 | 141.30 | 12/1/2023 | 162738 | masterlock 356 locks |
| Fastenal Company | 601-49430-40200 | 104.30 | 11/21/2023 | 162618 | jobber, TD foamy |
| Fastenal Company | | 379.54 | | | |
| Federated Rural Electric Association | 602-49470-38100 | 50.00 | 12/8/2023 | 162840 | electric services-WWTP |
| Federated Rural Electric Association | | 50.00 | | | |
| Fleet & Farm Supply | 602-49470-40200 | 64.97 | 12/8/2023 | 162841 | winter gloves |
| Fleet & Farm Supply | 601-49430-43900 | 7.98 | 12/8/2023 | 162841 | zip ties |
| Fleet & Farm Supply | 601-49430-40400 | 69.95 | 12/8/2023 | 162841 | winter gloveswater nozzle, batteries, side cutters |
| Fleet & Farm Supply | 604-49570-43900 | 59.95 | 12/8/2023 | 162841 | led bulbs-glows |
| Fleet & Farm Supply | 604-49570-43900 | 35.97 | 12/8/2023 | 162841 | led bulbs-glows |
| Fleet & Farm Supply | 602-49450-43900 | 17.68 | 12/8/2023 | 162841 | key stock, shop towel |
| Fleet & Farm Supply | 602-49470-43900 | 28.98 | 12/8/2023 | 162841 | air hose, pressure gauge |
| Fleet & Farm Supply | 601-49430-43900 | 47.52 | 12/8/2023 | 162841 | gloves, fittings |
| Fleet & Farm Supply | 604-00000-16500 | 21.87 | 12/8/2023 | 162841 | wall anchors, caulk - CIP - AMI |
| Fleet & Farm Supply | 602-49450-43900 | 14.97 | 12/8/2023 | 162841 | bleach and soap |
| Fleet & Farm Supply | 601-49400-43900 | 71.73 | 12/8/2023 | 162841 | misc tools |
| Fleet & Farm Supply | | 441.57 | | | |
| Fosness Steven | 604-49595-43980 | 30.00 | 11/21/2023 | 162619 | residential LED holiday lighting rebate |

| Last Name | Acct 1 | Amount | Check Date | Check Num | Description |
|------------------------------------|-----------------|----------|------------|-----------|--|
| Fosness Steven | | 30.00 | | | |
| Frontier Communications | 604-49570-32100 | 50.97 | 11/21/2023 | 162620 | 507-238-1928-november |
| Frontier Communications | 604-49570-32100 | 42.73 | 11/21/2023 | 162620 | 507-235-6081-november |
| Frontier Communications | | 93.70 | | | |
| Frundt, Lundquist & Gustafson, LTD | 604-00000-21720 | 568.51 | 11/22/2023 | 162593 | PR Batch 00002.11.2023 Garnishment-Frundt, Lundquist |
| Frundt, Lundquist & Gustafson, LTD | 604-00000-21720 | 544.98 | 11/8/2023 | 162460 | PR Batch 00001.11.2023 Garnishment-Frundt, Lundquist |
| Frundt, Lundquist & Gustafson, LTD | | 1,113.49 | | | |
| Fuchs Riley | 604-00000-20200 | 70.04 | 11/1/2023 | 162418 | Refund Check 018879-000, 600 Burton Lane 106 |
| Fuchs Riley | 602-00000-20200 | 12.31 | 11/1/2023 | 162418 | Refund Check 018879-000, 600 Burton Lane 106 |
| Fuchs Riley | 604-00000-20200 | 2.05 | 11/1/2023 | 162418 | Refund Check 018879-000, 600 Burton Lane 106 |
| Fuchs Riley | 601-00000-20200 | 14.24 | 11/1/2023 | 162418 | Refund Check 018879-000, 600 Burton Lane 106 |
| Fuchs Riley | 602-00000-20200 | 22.98 | 11/1/2023 | 162418 | Refund Check 018879-000, 600 Burton Lane 106 |
| Fuchs Riley | 604-00000-20200 | 5.29 | 11/1/2023 | 162418 | Refund Check 018879-000, 600 Burton Lane 106 |
| Fuchs Riley | | 126.91 | | | |
| Further | 601-00000-21811 | 886.20 | 11/22/2023 | 0 | PR Batch 00002.11.2023 Health Savings Account |
| Further | 602-00000-21811 | 383.75 | 11/8/2023 | 0 | PR Batch 00001.11.2023 Health Savings Account |
| Further | 604-00000-21811 | 297.79 | 11/8/2023 | 0 | PR Batch 00001.11.2023 Health Savings Account |
| Further | 604-00000-21811 | 298.47 | 11/22/2023 | 0 | PR Batch 00002.11.2023 Health Savings Account |
| Further | 602-00000-21811 | 383.87 | 11/22/2023 | 0 | PR Batch 00002.11.2023 Health Savings Account |
| Further | 601-00000-21811 | 886.09 | 11/8/2023 | 0 | PR Batch 00001.11.2023 Health Savings Account |
| Further | | 3,136.17 | | | |
| Gellert Gladys | 604-49595-43990 | 50.00 | 11/21/2023 | 162621 | residential furnace rebate |
| Gellert Gladys | 604-49595-43981 | 128.00 | 11/21/2023 | 162621 | residential AC rebate |
| Gellert Gladys | | 178.00 | | | |
| Gellert Greg | 604-49595-43990 | 50.00 | 11/21/2023 | 162622 | residential furnace rebate |
| Gellert Greg | 604-49595-43981 | 224.00 | 11/21/2023 | 162622 | residential AC rebate |
| Gellert Greg | | 274.00 | | | |
| Gopher State One Call, Inc. | 602-49470-31200 | 44.55 | 12/8/2023 | 162842 | Locating Expense-November |
| Gopher State One Call, Inc. | 604-49570-31200 | 45.90 | 12/8/2023 | 162842 | Locating Expense-November |

| Last Name | Acct 1 | Amount | Check Date | Check Num | Description |
|-----------------------------|-----------------|----------|------------|-----------|--|
| Gopher State One Call, Inc. | 602-49470-31200 | 68.60 | 11/21/2023 | 162665 | Locating Expense-august |
| Gopher State One Call, Inc. | 601-49430-31200 | 44.55 | 12/8/2023 | 162842 | Locating Expense-November |
| Gopher State One Call, Inc. | 604-49570-31200 | 70.69 | 11/21/2023 | 162665 | Locating Expense-august |
| Gopher State One Call, Inc. | 601-49430-31200 | 68.61 | 11/21/2023 | 162665 | Locating Expense-august |
| | | <hr/> | | | |
| Gopher State One Call, Inc. | | 342.90 | | | |
| Graham Tire Company | 604-49570-40500 | 550.00 | 12/1/2023 | 162739 | #224 2 tires and valve stem |
| | | <hr/> | | | |
| Graham Tire Company | | 550.00 | | | |
| Grainger | 601-49400-40400 | 603.51 | 12/1/2023 | 162740 | solenoid 3/4 valves |
| Grainger | 602-49470-40400 | 273.07 | 12/8/2023 | 162843 | test ball plug, eyebolt |
| Grainger | 602-49470-40200 | 1,280.64 | 12/1/2023 | 162740 | water hose assemblies |
| | | <hr/> | | | |
| Grainger | | 2,157.22 | | | |
| Graymont (WI) LLC | 601-49400-21620 | 6,934.60 | 12/1/2023 | 162741 | high calcium quicklime |
| | | <hr/> | | | |
| Graymont (WI) LLC | | 6,934.60 | | | |
| Grotte John | 604-49595-43980 | 53.82 | 12/1/2023 | 162742 | residential holiday lighting rebate |
| | | <hr/> | | | |
| Grotte John | | 53.82 | | | |
| Hawkins, Inc. | 601-49400-40400 | 485.41 | 12/1/2023 | 162743 | adjustment pump |
| | | <hr/> | | | |
| Hawkins, Inc. | | 485.41 | | | |
| Heide Miles | 604-49570-33100 | 105.81 | 11/21/2023 | 162623 | SMMPA board meeting lunch per diem and personal car reimbursemen |
| | | <hr/> | | | |
| Heide Miles | | 105.81 | | | |
| Henton David | 604-49595-43989 | 71.97 | 11/21/2023 | 162624 | residential fixtures rebate |
| Henton David | 604-49595-43989 | 32.44 | 11/21/2023 | 162624 | residential fixtures rebate |
| | | <hr/> | | | |
| Henton David | | 104.41 | | | |
| Higgins Carolyn | 604-49595-43981 | 209.00 | 12/1/2023 | 162744 | residential AC rebate |
| Higgins Carolyn | 604-49595-43990 | 50.00 | 12/1/2023 | 162744 | residential furnace rebate |
| | | <hr/> | | | |
| Higgins Carolyn | | 259.00 | | | |

| Last Name | Acct 1 | Amount | Check Date | Check Num | Description |
|-----------------------------------|-----------------|-----------|------------|-----------|--|
| Hilgendorf Daniel/Keri | 604-49595-43987 | 25.00 | 11/21/2023 | 162625 | residential clothes washer rebate |
| Hilgendorf Daniel/Keri | | 25.00 | | | |
| Hometown Sanitation Services, LLC | 602-49450-31200 | 68.97 | 11/21/2023 | 162626 | 65 gal container recycling |
| Hometown Sanitation Services, LLC | | 68.97 | | | |
| Hy Vee Food Store | 604-49595-43901 | 32,776.00 | 11/21/2023 | 162627 | commercial lighting fixtures rebate |
| Hy Vee Food Store | | 32,776.00 | | | |
| IBEW, Local Union 949 | 601-00000-21807 | 759.16 | 11/8/2023 | 162461 | PR Batch 00001.11.2023 Union Dues |
| IBEW, Local Union 949 | 604-00000-21807 | 747.33 | 11/8/2023 | 162461 | PR Batch 00001.11.2023 Union Dues |
| IBEW, Local Union 949 | 602-00000-21807 | 259.05 | 11/8/2023 | 162461 | PR Batch 00001.11.2023 Union Dues |
| IBEW, Local Union 949 | | 1,765.54 | | | |
| Impact Proven Solutions | 604-49590-31200 | 2,473.93 | 11/21/2023 | 162628 | Monthly Utility Billing-november |
| Impact Proven Solutions | 601-49440-31200 | 637.98 | 11/21/2023 | 162628 | Monthly Utility Billing-november |
| Impact Proven Solutions | 602-49490-31200 | 388.35 | 11/21/2023 | 162628 | Monthly Utility Billing-november |
| Impact Proven Solutions | | 3,500.26 | | | |
| J Hokanson Print | 602-49450-20120 | 29.42 | 11/16/2023 | 162559 | Accts Payable Checks |
| J Hokanson Print | 601-49440-20120 | 48.33 | 11/16/2023 | 162559 | Accts Payable Checks |
| J Hokanson Print | 604-49570-20120 | 187.38 | 11/16/2023 | 162559 | Accts Payable Checks |
| J Hokanson Print | | 265.13 | | | |
| J. H. Larson | 604-00000-16500 | 94.98 | 12/1/2023 | 162745 | foam pyramid strut supports - CIP - AMI |
| J. H. Larson | 604-49570-43900 | 10.67 | 12/1/2023 | 162745 | on off toggle switch |
| J. H. Larson | 604-49570-22300 | 394.08 | 12/1/2023 | 162745 | multi pleat filters |
| J. H. Larson | 604-00000-16500 | 80.29 | 12/1/2023 | 162745 | fuse switch and fuses - CIP - AMI |
| J. H. Larson | 604-49570-22300 | 118.70 | 12/1/2023 | 162745 | SCO S49393 bulbs |
| J. H. Larson | 604-00000-16500 | 1,305.02 | 12/1/2023 | 162745 | foam pyramid strut supports - CIP - AMI |
| J. H. Larson | 604-49570-22300 | 455.24 | 12/1/2023 | 162745 | 40 pvc conduit |
| J. H. Larson | 602-49450-40400 | 200.07 | 12/1/2023 | 162745 | effluent pump for sump or septic tank |
| J. H. Larson | 604-49570-43900 | 21.00 | 12/1/2023 | 162745 | copper wire |
| J. H. Larson | | 2,680.05 | | | |
| Johnson Lori | 601-00000-20200 | 1.38 | 11/1/2023 | 162419 | Refund Check 012519-001, 114 E 8th St #3 |

| Last Name | Acct 1 | Amount | Check Date | Check Num | Description |
|---------------------------|-----------------|-----------|------------|-----------|---|
| Johnson Lori | 604-00000-20200 | 0.87 | 11/1/2023 | 162419 | Refund Check 012519-001, 114 E 8th St #3 |
| Johnson Lori | 602-00000-20200 | 1.17 | 11/1/2023 | 162419 | Refund Check 012519-001, 114 E 8th St #3 |
| Johnson Lori | 604-00000-20200 | 1.93 | 11/1/2023 | 162419 | Refund Check 012519-001, 114 E 8th St #3 |
| Johnson Lori | 604-00000-20200 | 25.03 | 11/1/2023 | 162419 | Refund Check 012519-001, 114 E 8th St #3 |
| Johnson Lori | 602-00000-20200 | 2.22 | 11/1/2023 | 162419 | Refund Check 012519-001, 114 E 8th St #3 |
| | | <hr/> | | | |
| Johnson Lori | | 32.60 | | | |
| Kleine Todd | 601-00000-20200 | 31.64 | 11/1/2023 | 162420 | Refund Check 018158-000, 201 Cedarwood St |
| Kleine Todd | 602-00000-20200 | 5.25 | 11/1/2023 | 162420 | Refund Check 018158-000, 201 Cedarwood St |
| Kleine Todd | 601-00000-20200 | 13.28 | 11/1/2023 | 162420 | Refund Check 018158-000, 201 Cedarwood St |
| Kleine Todd | 601-00000-20200 | 6.09 | 11/1/2023 | 162420 | Refund Check 018158-000, 201 Cedarwood St |
| Kleine Todd | 604-00000-20200 | 1.07 | 11/1/2023 | 162420 | Refund Check 018158-000, 201 Cedarwood St |
| Kleine Todd | 604-00000-20200 | 1.08 | 11/1/2023 | 162420 | Refund Check 018158-000, 201 Cedarwood St |
| Kleine Todd | 604-00000-20200 | 13.64 | 11/1/2023 | 162420 | Refund Check 018158-000, 201 Cedarwood St |
| Kleine Todd | 602-00000-20200 | 9.84 | 11/1/2023 | 162420 | Refund Check 018158-000, 201 Cedarwood St |
| Kleine Todd | 602-00000-20200 | 18.09 | 11/1/2023 | 162420 | Refund Check 018158-000, 201 Cedarwood St |
| | | <hr/> | | | |
| Kleine Todd | | 99.98 | | | |
| Klesh Adam | 604-49595-43982 | 282.00 | 11/21/2023 | 162629 | residential ASHP rebate |
| | | <hr/> | | | |
| Klesh Adam | | 282.00 | | | |
| Kloeckner David | 604-49595-43989 | 17.33 | 11/21/2023 | 162630 | residential light fixtures rebate |
| | | <hr/> | | | |
| Kloeckner David | | 17.33 | | | |
| Kopeschka Virgil | 604-49595-43990 | 50.00 | 12/1/2023 | 162746 | residential furnace rebate |
| | | <hr/> | | | |
| Kopeschka Virgil | | 50.00 | | | |
| L & M Boiler Systems, Inc | 602-00000-16500 | 1,016.15 | 12/1/2023 | 162747 | repair leak in basement - CIP - digester improvements |
| L & M Boiler Systems, Inc | 602-00000-16500 | 43,669.00 | 12/1/2023 | 162747 | repair leak in basement - CIP - digester improvements |
| | | <hr/> | | | |
| L & M Boiler Systems, Inc | | 44,685.15 | | | |
| Lorenzen Patrick | 602-00000-20200 | 21.97 | 11/1/2023 | 162421 | Refund Check 017411-001, 102 Scotts Ct #2 |
| Lorenzen Patrick | 604-00000-20200 | 77.49 | 11/1/2023 | 162421 | Refund Check 017411-001, 102 Scotts Ct #2 |
| Lorenzen Patrick | 604-00000-20200 | 3.50 | 11/1/2023 | 162421 | Refund Check 017411-001, 102 Scotts Ct #2 |
| Lorenzen Patrick | 604-00000-20200 | 6.32 | 11/1/2023 | 162421 | Refund Check 017411-001, 102 Scotts Ct #2 |
| Lorenzen Patrick | 601-00000-20200 | 13.61 | 11/1/2023 | 162421 | Refund Check 017411-001, 102 Scotts Ct #2 |
| Lorenzen Patrick | 602-00000-20200 | 11.72 | 11/1/2023 | 162421 | Refund Check 017411-001, 102 Scotts Ct #2 |

| Last Name | Acct 1 | Amount | Check Date | Check Num | Description |
|--------------------------------|-----------------|----------|------------|-----------|--|
| Lorenzen Patrick | 604-00000-20200 | 8.14 | 11/1/2023 | 162421 | Refund Check 017411-001, 102 Scotts Ct #2 |
| Lorenzen Patrick | | 142.75 | | | |
| Mankato Bearing Co. | 602-49450-40400 | 124.64 | 11/21/2023 | 162631 | normal duty wide eccentric collar |
| Mankato Bearing Co. | | 124.64 | | | |
| Mankato/Fairmont Fire & Safety | 604-49570-31200 | 910.00 | 12/8/2023 | 162844 | extinguisher inspection-Line |
| Mankato/Fairmont Fire & Safety | 601-49400-31200 | 434.00 | 12/8/2023 | 162844 | extinguisher inspection-water |
| Mankato/Fairmont Fire & Safety | 602-49450-31200 | 828.00 | 12/8/2023 | 162844 | extinguisher inspection-wastewater |
| Mankato/Fairmont Fire & Safety | | 2,172.00 | | | |
| Manning David | 604-49595-43990 | 50.00 | 11/21/2023 | 162632 | residential furnace rebate |
| Manning David | 604-49595-43981 | 210.00 | 11/21/2023 | 162632 | residential AC rebate |
| Manning David | | 260.00 | | | |
| Marco Technologies, LLC | 604-49590-20120 | 28.62 | 11/29/2023 | 162716 | Contract Base Rate 11/22/23 to 12/21/23 City Hall |
| Marco Technologies, LLC | 601-49440-20120 | 33.78 | 11/13/2023 | 162527 | Contract Base Rate 11/2/23 to 12/1/23 Usage 10/02 to 11/01/23 CH |
| Marco Technologies, LLC | 602-49490-20120 | 20.56 | 11/13/2023 | 162527 | Contract Base Rate 11/2/23 to 12/1/23 Usage 10/02 to 11/01/23 CH |
| Marco Technologies, LLC | 602-49490-20120 | 4.49 | 11/29/2023 | 162716 | Contract Base Rate 11/22/23 to 12/21/23 City Hall |
| Marco Technologies, LLC | 604-49590-20120 | 130.96 | 11/13/2023 | 162527 | Contract Base Rate 11/2/23 to 12/1/23 Usage 10/02 to 11/01/23 CH |
| Marco Technologies, LLC | 601-49440-20120 | 7.38 | 11/29/2023 | 162716 | Contract Base Rate 11/22/23 to 12/21/23 City Hall |
| Marco Technologies, LLC | | 225.79 | | | |
| Martin County Highway Dept | 604-49570-21200 | 1,527.30 | 12/8/2023 | 162845 | fuel usage-november |
| Martin County Highway Dept | 602-49450-21200 | 101.47 | 12/8/2023 | 162845 | fuel usage-november |
| Martin County Highway Dept | 601-49430-21200 | 711.55 | 12/8/2023 | 162845 | fuel usage-november |
| Martin County Highway Dept | 602-49470-21200 | 1,001.38 | 12/8/2023 | 162845 | fuel usage-november |
| Martin County Highway Dept | | 3,341.70 | | | |
| Meyer Debbie | 604-49595-43990 | 50.00 | 12/1/2023 | 162748 | residential furnace rebate |
| Meyer Debbie | | 50.00 | | | |
| Midco | 601-49440-32100 | 55.04 | 11/16/2023 | 162571 | Nov 2023 Telephone City Hall |
| Midco | 602-49450-32100 | 367.87 | 11/16/2023 | 162571 | Nov 2023 Telephone Waste Water |
| Midco | 604-49570-32100 | 300.63 | 11/16/2023 | 162571 | Nov 2023 Telephone Electric Dept |
| Midco | 601-49400-32100 | 367.65 | 11/16/2023 | 162571 | Nov 2023 Telephone Water Plant |

| Last Name | Acct 1 | Amount | Check Date | Check Num | Description |
|--|-----------------|-----------|------------|-----------|--|
| Midco | 602-49490-32100 | 33.50 | 11/16/2023 | 162571 | Nov 2023 Telephone City Hall |
| Midco | 604-49590-32100 | 213.41 | 11/16/2023 | 162571 | Nov 2023 Telephone City Hall |
| | | <hr/> | | | |
| Midco | | 1,338.10 | | | |
| Midwest Flo Cal LLC | 601-49400-40400 | 1,313.20 | 12/1/2023 | 162749 | calibrate raw water #1 and #2 magmeters |
| | | <hr/> | | | |
| Midwest Flo Cal LLC | | 1,313.20 | | | |
| Midwest Garage Doors of Fairmont, Inc. | 604-49570-40100 | 1,700.00 | 11/21/2023 | 162633 | liftmaster opener |
| | | <hr/> | | | |
| Midwest Garage Doors of Fairmont, Inc. | | 1,700.00 | | | |
| Minnesota State Retirement System | 601-00000-21811 | 2.18 | 11/22/2023 | 0 | PR Batch 00002.11.2023 Health Savings Plan AFSCME |
| Minnesota State Retirement System | 604-00000-21811 | 3.23 | 11/8/2023 | 0 | PR Batch 00001.11.2023 Health Savings Plan AFSCME |
| Minnesota State Retirement System | 601-00000-21811 | 2.17 | 11/8/2023 | 0 | PR Batch 00001.11.2023 Health Savings Plan AFSCME |
| Minnesota State Retirement System | 602-00000-21811 | 2.09 | 11/8/2023 | 0 | PR Batch 00001.11.2023 Health Savings Plan AFSCME |
| Minnesota State Retirement System | 604-00000-21811 | 3.24 | 11/22/2023 | 0 | PR Batch 00002.11.2023 Health Savings Plan AFSCME |
| Minnesota State Retirement System | 602-00000-21811 | 2.08 | 11/22/2023 | 0 | PR Batch 00002.11.2023 Health Savings Plan AFSCME |
| | | <hr/> | | | |
| Minnesota State Retirement System | | 14.99 | | | |
| Mn Child Support Payment | 604-00000-21720 | 314.72 | 11/22/2023 | 162595 | PR Batch 00002.11.2023 HR |
| Mn Child Support Payment | 604-00000-21720 | 314.72 | 11/8/2023 | 162463 | PR Batch 00001.11.2023 HR |
| | | <hr/> | | | |
| Mn Child Support Payment | | 629.44 | | | |
| MN Council 65 AFSCME | 604-00000-21807 | 15.58 | 11/8/2023 | 162464 | PR Batch 00001.11.2023 Union Dues |
| MN Council 65 AFSCME | 602-00000-21807 | 10.01 | 11/8/2023 | 162464 | PR Batch 00001.11.2023 Union Dues |
| MN Council 65 AFSCME | 601-00000-21807 | 10.53 | 11/8/2023 | 162464 | PR Batch 00001.11.2023 Union Dues |
| | | <hr/> | | | |
| MN Council 65 AFSCME | | 36.12 | | | |
| MN Dept Of Health | 601-49400-31500 | 10,752.00 | 12/1/2023 | 162751 | quarterly qater service connection fee 10/1-12/30/23 |
| MN Dept Of Health | 601-49440-33100 | 23.00 | 12/1/2023 | 162750 | water supply operator certification-zwiefel |
| | | <hr/> | | | |
| MN Dept Of Health | | 10,775.00 | | | |
| MN Dept of Labor & Indus | 601-49400-31500 | 60.00 | 12/8/2023 | 162846 | pressure vessels and boiler 300 Day St |
| | | <hr/> | | | |
| MN Dept of Labor & Indus | | 60.00 | | | |
| MN Dept Of Revenue | 601-00000-21802 | 1,581.55 | 11/22/2023 | 0 | PR Batch 00002.11.2023 State Income Tax |

| Last Name | Acct 1 | Amount | Check Date | Check Num | Description |
|---------------------------|-----------------|----------|------------|-----------|---|
| MN Dept Of Revenue | 604-00000-21802 | 2,101.67 | 11/22/2023 | 0 | PR Batch 00002.11.2023 State Income Tax |
| MN Dept Of Revenue | 602-00000-21802 | 774.91 | 11/22/2023 | 0 | PR Batch 00002.11.2023 State Income Tax |
| MN Dept Of Revenue | 602-00000-21802 | 769.35 | 11/8/2023 | 0 | PR Batch 00001.11.2023 State Income Tax |
| MN Dept Of Revenue | 604-00000-21802 | 2,038.01 | 11/8/2023 | 0 | PR Batch 00001.11.2023 State Income Tax |
| MN Dept Of Revenue | 601-00000-21802 | 1,461.94 | 11/8/2023 | 0 | PR Batch 00001.11.2023 State Income Tax |
| | | <hr/> | | | |
| MN Dept Of Revenue | | 8,727.43 | | | |
| MN Energy Resources Corp. | 602-49450-38300 | 136.09 | 11/21/2023 | 162634 | gas utilities-maintenance |
| MN Energy Resources Corp. | 602-49450-38300 | 335.46 | 11/21/2023 | 162634 | gas utilities-headwork |
| MN Energy Resources Corp. | 602-49450-38300 | 362.28 | 11/21/2023 | 162634 | gas utilities-burner |
| MN Energy Resources Corp. | 602-49470-38300 | 62.27 | 11/21/2023 | 162634 | gas utilities-indus |
| MN Energy Resources Corp. | 601-49400-38300 | 2,178.92 | 11/21/2023 | 162634 | gas utilities-filtration |
| MN Energy Resources Corp. | 602-49450-38300 | 287.22 | 11/21/2023 | 162634 | gas utilities-disposal |
| MN Energy Resources Corp. | 604-49570-38300 | 730.94 | 11/21/2023 | 162634 | gas utilities-warehouse |
| MN Energy Resources Corp. | 602-49450-38300 | 4,501.31 | 11/21/2023 | 162634 | gas utilities-solids |
| | | <hr/> | | | |
| MN Energy Resources Corp. | | 8,594.49 | | | |
| Mn NCPERS Life Insurance | 601-00000-21810 | 32.00 | 11/22/2023 | 162596 | PR Batch 00002.11.2023 PERA Term Life |
| Mn NCPERS Life Insurance | 604-00000-21810 | 48.00 | 11/22/2023 | 162596 | PR Batch 00002.11.2023 PERA Term Life |
| Mn NCPERS Life Insurance | 602-00000-21810 | 16.00 | 11/22/2023 | 162596 | PR Batch 00002.11.2023 PERA Term Life |
| | | <hr/> | | | |
| Mn NCPERS Life Insurance | | 96.00 | | | |
| MN Valley Testing Lab | 602-49450-31400 | 106.70 | 12/1/2023 | 162752 | nitrogen tests |
| MN Valley Testing Lab | 602-49450-31400 | 73.70 | 12/1/2023 | 162752 | bod carbonaceous tests |
| MN Valley Testing Lab | 602-49450-31400 | 384.86 | 12/1/2023 | 162752 | mercury tests |
| MN Valley Testing Lab | 602-49450-31400 | 46.20 | 12/1/2023 | 162752 | bod carbonaceous tests |
| MN Valley Testing Lab | 602-49450-31400 | 384.86 | 12/1/2023 | 162752 | mercury tests |
| | | <hr/> | | | |
| MN Valley Testing Lab | | 996.32 | | | |
| Mobotrex | 604-00000-16500 | 2,168.00 | 12/1/2023 | 162753 | 4 electrical cabinets - CIP - street improvement projects |
| | | <hr/> | | | |
| Mobotrex | | 2,168.00 | | | |
| Moeckel Brandi | 601-00000-20200 | 9.00 | 11/1/2023 | 162422 | Refund Check 018403-000, 1315 Johnson St #A |
| Moeckel Brandi | 604-00000-20200 | 6.14 | 11/1/2023 | 162422 | Refund Check 018403-000, 1315 Johnson St #A |
| Moeckel Brandi | 602-00000-20200 | 14.52 | 11/1/2023 | 162422 | Refund Check 018403-000, 1315 Johnson St #A |
| Moeckel Brandi | 604-00000-20200 | 8.61 | 11/1/2023 | 162422 | Refund Check 018403-000, 1315 Johnson St #A |
| Moeckel Brandi | 604-00000-20200 | 76.16 | 11/1/2023 | 162422 | Refund Check 018403-000, 1315 Johnson St #A |
| Moeckel Brandi | 602-00000-20200 | 7.75 | 11/1/2023 | 162422 | Refund Check 018403-000, 1315 Johnson St #A |

| Last Name | Acct 1 | Amount | Check Date | Check Num | Description |
|-------------------------------------|-----------------|--------|------------|-----------|---|
| Moeckel Brandi | | 122.18 | | | |
| Morales Alejandro | 604-00000-20200 | 1.92 | 11/1/2023 | 162423 | Refund Check 018681-000, 224 1/2 S Park #3 |
| Morales Alejandro | 604-00000-20200 | 1.94 | 11/1/2023 | 162423 | Refund Check 018681-000, 224 1/2 S Park #3 |
| Morales Alejandro | 602-00000-20200 | 7.65 | 11/1/2023 | 162423 | Refund Check 018681-000, 224 1/2 S Park #3 |
| Morales Alejandro | 601-00000-20200 | 8.87 | 11/1/2023 | 162423 | Refund Check 018681-000, 224 1/2 S Park #3 |
| Morales Alejandro | 602-00000-20200 | 14.32 | 11/1/2023 | 162423 | Refund Check 018681-000, 224 1/2 S Park #3 |
| Morales Alejandro | 604-00000-20200 | 24.29 | 11/1/2023 | 162423 | Refund Check 018681-000, 224 1/2 S Park #3 |
| Morales Alejandro | | 58.99 | | | |
| Murfield Stewart | 604-49595-43980 | 173.76 | 11/21/2023 | 162635 | residential LED Bulbs rebate |
| Murfield Stewart | | 173.76 | | | |
| Napa Auto Fairmont Star Group LLC | 601-49400-40400 | 34.99 | 12/1/2023 | 162754 | #666 fluid filters |
| Napa Auto Fairmont Star Group LLC | 601-49400-40400 | 43.07 | 12/1/2023 | 162754 | #666 cab filters |
| Napa Auto Fairmont Star Group LLC | 602-49470-40500 | -58.91 | 12/1/2023 | 162754 | #433 fuel filter credit |
| Napa Auto Fairmont Star Group LLC | 602-49450-40400 | 45.99 | 12/1/2023 | 162754 | #430 fuel filters |
| Napa Auto Fairmont Star Group LLC | 604-49570-40500 | 3.37 | 12/1/2023 | 162754 | #220 oil filter |
| Napa Auto Fairmont Star Group LLC | 604-49570-40500 | 2.99 | 12/1/2023 | 162754 | #224 break cleaner |
| Napa Auto Fairmont Star Group LLC | 604-49570-40500 | 55.91 | 12/1/2023 | 162754 | #224 air and fuel filters |
| Napa Auto Fairmont Star Group LLC | 604-49570-40500 | 3.37 | 12/1/2023 | 162754 | #227 oil filter |
| Napa Auto Fairmont Star Group LLC | 602-49470-40500 | -22.97 | 12/1/2023 | 162754 | #433 oil filter credit |
| Napa Auto Fairmont Star Group LLC | 602-49470-40500 | 81.88 | 12/1/2023 | 162754 | #433 oil and fuel filter |
| Napa Auto Fairmont Star Group LLC | | 189.69 | | | |
| National Industrial & Safety Supply | 604-49570-22300 | 598.68 | 12/1/2023 | 162755 | duct tape and batteries |
| National Industrial & Safety Supply | | 598.68 | | | |
| NeonLink LLC | 602-49450-31200 | 97.86 | 12/8/2023 | 162847 | Enerlyte Payment Services-november |
| NeonLink LLC | 601-49400-31200 | 160.76 | 12/8/2023 | 162847 | Enerlyte Payment Services-november |
| NeonLink LLC | 604-49570-31200 | 623.38 | 12/8/2023 | 162847 | Enerlyte Payment Services-november |
| NeonLink LLC | | 882.00 | | | |
| North Central Laboratories | 602-49450-31400 | 209.49 | 12/1/2023 | 162756 | ammonia probe storage, ross electrode storage |
| North Central Laboratories | 602-49450-31400 | 663.97 | 12/8/2023 | 162848 | A-37J, A-37G, A-37H ammonia standard |

| Last Name | Acct 1 | Amount | Check Date | Check Num | Description |
|--------------------------------------|-----------------|----------|------------|-----------|--|
| North Central Laboratories | | 873.46 | | | |
| PC Janitorial Supply | 601-49400-43900 | 79.95 | 11/21/2023 | 162636 | bath tissue |
| PC Janitorial Supply | 601-49400-43900 | 107.80 | 11/21/2023 | 162636 | blue concentrate |
| PC Janitorial Supply | 601-49400-43900 | 213.80 | 11/21/2023 | 162636 | can liners, paper towel rolls, facial tissue |
| PC Janitorial Supply | | 401.55 | | | |
| Perfect Clean Pressure Washing, LLP | 601-49430-31200 | 1,300.00 | 12/1/2023 | 162757 | wash rear retaining wall and front/west side of building |
| Perfect Clean Pressure Washing, LLP | | 1,300.00 | | | |
| Peterson Amanda | 604-49595-43987 | 25.00 | 12/1/2023 | 162758 | residential clothes washer rebate |
| Peterson Amanda | | 25.00 | | | |
| Phillipp Amanda | 604-49595-43981 | 210.00 | 12/1/2023 | 162759 | residential AC rebate |
| Phillipp Amanda | | 210.00 | | | |
| Pitney Bowes Bank Inc Purchase Power | 604-49590-32200 | 442.61 | 11/29/2023 | 162722 | Postage for Postage Meter |
| Pitney Bowes Bank Inc Purchase Power | 602-49490-32200 | 65.64 | 11/29/2023 | 162722 | Postage for Postage Meter |
| Pitney Bowes Bank Inc Purchase Power | 601-49440-32200 | 102.41 | 11/29/2023 | 162722 | Postage for Postage Meter |
| Pitney Bowes Bank Inc Purchase Power | | 610.66 | | | |
| Plunkett's Pest Control, Inc. | 602-49450-31200 | 88.40 | 12/8/2023 | 162850 | general pest control - november |
| Plunkett's Pest Control, Inc. | | 88.40 | | | |
| Powers Brady | 601-49440-32100 | 46.44 | 11/2/2023 | 162434 | Nov 2023 Cell Phone Reimbursement |
| Powers Brady | | 46.44 | | | |
| Pritts-Steuber Electric Motors, Inc | 602-49450-40400 | 28.75 | 11/21/2023 | 162637 | exhaust belts-solids |
| Pritts-Steuber Electric Motors, Inc | 602-49450-40400 | 27.70 | 11/21/2023 | 162637 | exhaust belts-headworks |
| Pritts-Steuber Electric Motors, Inc | | 56.45 | | | |
| Public Utilities Commission | 604-49570-40300 | 88.06 | 11/21/2023 | 162680 | EV Charging Station Wbgo Ave Sports Complex 10/1 to 10/31/2023 |

| Last Name | Acct 1 | Amount | Check Date | Check Num | Description |
|---|-----------------|------------|------------|-----------|--|
| Public Utilities Commission | | 88.06 | | | |
| Quality Flow Systems, Inc | 602-00000-16500 | 108,435.00 | 11/21/2023 | 162638 | grace lutheran lift station upgrades - CIP - lift station repair |
| Quality Flow Systems, Inc | 602-00000-16500 | 2,360.00 | 11/21/2023 | 162638 | knollwood LS transducer update - CIP - lift station panel upgrad |
| Quality Flow Systems, Inc | 602-00000-16500 | 16,480.00 | 11/21/2023 | 162638 | QCI controller - CIP - digester improvements |
| Quality Flow Systems, Inc | | 127,275.00 | | | |
| Resco | 604-00000-16500 | 835.14 | 12/1/2023 | 162760 | antenna kit - CIP - AMI |
| Resco | | 835.14 | | | |
| Retirement Association Public Employees | 604-00000-21804 | 3,271.71 | 11/22/2023 | 0 | PR Batch 00002.11.2023 PERA Employer |
| Retirement Association Public Employees | 601-00000-21804 | 2,730.76 | 11/8/2023 | 0 | PR Batch 00001.11.2023 PERA Employer |
| Retirement Association Public Employees | 602-00000-21804 | 1,526.40 | 11/22/2023 | 0 | PR Batch 00002.11.2023 PERA Employer |
| Retirement Association Public Employees | 604-00000-21804 | 2,869.68 | 11/8/2023 | 0 | PR Batch 00001.11.2023 PERA |
| Retirement Association Public Employees | 602-00000-21804 | 1,544.52 | 11/8/2023 | 0 | PR Batch 00001.11.2023 PERA Employer |
| Retirement Association Public Employees | 602-00000-21804 | 1,322.91 | 11/22/2023 | 0 | PR Batch 00002.11.2023 PERA |
| Retirement Association Public Employees | 604-00000-21804 | 2,835.49 | 11/22/2023 | 0 | PR Batch 00002.11.2023 PERA |
| Retirement Association Public Employees | 601-00000-21804 | 2,846.48 | 11/22/2023 | 0 | PR Batch 00002.11.2023 PERA Employer |
| Retirement Association Public Employees | 604-00000-21804 | 3,311.13 | 11/8/2023 | 0 | PR Batch 00001.11.2023 PERA Employer |
| Retirement Association Public Employees | 601-00000-21804 | 2,466.94 | 11/22/2023 | 0 | PR Batch 00002.11.2023 PERA |
| Retirement Association Public Employees | 601-00000-21804 | 2,366.61 | 11/8/2023 | 0 | PR Batch 00001.11.2023 PERA |
| Retirement Association Public Employees | 602-00000-21804 | 1,338.60 | 11/8/2023 | 0 | PR Batch 00001.11.2023 PERA |
| Retirement Association Public Employees | | 28,431.23 | | | |
| River Bend Business Products | 602-49490-20120 | 14.91 | 11/13/2023 | 162536 | Office Supplies City Hall |
| River Bend Business Products | 601-49440-20120 | 24.47 | 11/13/2023 | 162536 | Office Supplies City Hall |
| River Bend Business Products | 604-49590-20120 | 94.98 | 11/13/2023 | 162536 | Office Supplies City Hall |
| River Bend Business Products | | 134.36 | | | |
| S & J Excavating, Inc. | 602-49470-40200 | 86.00 | 12/1/2023 | 162761 | 8/13 river rock and black dirt |
| S & J Excavating, Inc. | 601-49400-40200 | 1,260.00 | 12/1/2023 | 162761 | 9/6 gray rock 9/14 drainage rock 10/2 drainage rock |
| S & J Excavating, Inc. | | 1,346.00 | | | |
| Sathoff Craig | 604-49595-43990 | 50.00 | 11/21/2023 | 162639 | residential furnace rebate |
| Sathoff Craig | | 50.00 | | | |

| Last Name | Acct 1 | Amount | Check Date | Check Num | Description |
|----------------------------------|-----------------|--------|------------|-----------|--|
| Schuster's Pressure Washer Sales | 604-49570-40400 | 312.02 | 11/21/2023 | 162640 | motor repair pritts invoice #4366 |
| | | 312.02 | | | |
| Schuster's Pressure Washer Sales | | | | | |
| Schutz Michael | 604-49595-43987 | 25.00 | 11/21/2023 | 162641 | residential clothes washer rebate |
| Schutz Michael | 604-49595-43985 | 25.00 | 11/21/2023 | 162641 | residential refrigerator rebate |
| | | 50.00 | | | |
| Schutz Michael | | | | | |
| Shenanigans | 604-00000-20200 | 8.85 | 11/1/2023 | 162424 | Refund Check 008630-000, 115 E 3rd St |
| Shenanigans | 602-00000-20200 | 39.15 | 11/1/2023 | 162424 | Refund Check 008630-000, 115 E 3rd St |
| Shenanigans | 601-00000-20200 | 76.60 | 11/1/2023 | 162424 | Refund Check 008630-000, 115 E 3rd St |
| Shenanigans | 602-00000-20200 | 18.26 | 11/1/2023 | 162424 | Refund Check 008630-000, 115 E 3rd St |
| Shenanigans | 601-00000-20200 | 16.85 | 11/1/2023 | 162424 | Refund Check 008630-000, 115 E 3rd St |
| Shenanigans | 604-00000-20200 | 13.47 | 11/1/2023 | 162424 | Refund Check 008630-000, 115 E 3rd St |
| Shenanigans | 601-00000-20200 | 11.31 | 11/1/2023 | 162424 | Refund Check 008630-000, 115 E 3rd St |
| Shenanigans | 602-00000-20200 | 9.74 | 11/1/2023 | 162424 | Refund Check 008630-000, 115 E 3rd St |
| Shenanigans | 604-00000-20200 | 80.38 | 11/1/2023 | 162424 | Refund Check 008630-000, 115 E 3rd St |
| | | 274.61 | | | |
| Shenanigans | | | | | |
| Singer Christopher | 601-00000-20200 | 1.74 | 11/1/2023 | 162425 | Refund Check 018760-000, 617 Burton Lane |
| Singer Christopher | 602-00000-20200 | 6.05 | 11/1/2023 | 162425 | Refund Check 018760-000, 617 Burton Lane |
| Singer Christopher | 604-00000-20200 | 1.32 | 11/1/2023 | 162425 | Refund Check 018760-000, 617 Burton Lane |
| Singer Christopher | 604-00000-20200 | 15.96 | 11/1/2023 | 162425 | Refund Check 018760-000, 617 Burton Lane |
| Singer Christopher | 604-00000-20200 | 1.86 | 11/1/2023 | 162425 | Refund Check 018760-000, 617 Burton Lane |
| Singer Christopher | 602-00000-20200 | 1.51 | 11/1/2023 | 162425 | Refund Check 018760-000, 617 Burton Lane |
| Singer Christopher | 601-00000-20200 | 9.07 | 11/1/2023 | 162425 | Refund Check 018760-000, 617 Burton Lane |
| Singer Christopher | 601-00000-20200 | 4.77 | 11/1/2023 | 162425 | Refund Check 018760-000, 617 Burton Lane |
| Singer Christopher | 602-00000-20200 | 2.82 | 11/1/2023 | 162425 | Refund Check 018760-000, 617 Burton Lane |
| | | 45.10 | | | |
| Singer Christopher | | | | | |
| Sioux Valley Environmental | 602-49450-40400 | 499.00 | 11/21/2023 | 162642 | A2-SGE-T tube |
| | | 499.00 | | | |
| Sioux Valley Environmental | | | | | |
| Springbrook Holding Company, LLC | 604-00000-16500 | 850.50 | 11/8/2023 | 162473 | City of FMT, MN AMI Deployment Project |
| | | 850.50 | | | |
| Springbrook Holding Company, LLC | | | | | |
| Squeegee Brothers | 601-49400-31200 | 904.00 | 12/8/2023 | 162851 | window cleaning-water plant |

| Last Name | Acct 1 | Amount | Check Date | Check Num | Description |
|---------------------------------|-----------------|----------|------------|-----------|---|
| Squeegee Brothers | | 904.00 | | | |
| St. John Robert | 601-00000-20200 | 2.59 | 11/1/2023 | 162426 | Refund Check 018125-001, 218 1/2 S Grant St #10 |
| St. John Robert | 602-00000-20200 | 2.18 | 11/1/2023 | 162426 | Refund Check 018125-001, 218 1/2 S Grant St #10 |
| St. John Robert | 602-00000-20200 | 4.16 | 11/1/2023 | 162426 | Refund Check 018125-001, 218 1/2 S Grant St #10 |
| St. John Robert | 604-00000-20200 | 4.29 | 11/1/2023 | 162426 | Refund Check 018125-001, 218 1/2 S Grant St #10 |
| St. John Robert | 604-00000-20200 | 67.42 | 11/1/2023 | 162426 | Refund Check 018125-001, 218 1/2 S Grant St #10 |
| St. John Robert | 604-00000-20200 | 5.32 | 11/1/2023 | 162426 | Refund Check 018125-001, 218 1/2 S Grant St #10 |
| St. John Robert | | 85.96 | | | |
| Step Saver Inc. | 601-49400-21620 | 4,095.00 | 12/1/2023 | 162762 | bulk salt |
| Step Saver Inc. | | 4,095.00 | | | |
| Struss Brian | 604-49595-43980 | 14.95 | 11/21/2023 | 162643 | residential LED holiday lighting rebate |
| Struss Brian | | 14.95 | | | |
| Stuart C. Irby Co | 604-49570-22300 | 1,072.18 | 12/1/2023 | 162763 | voltage detector |
| Stuart C. Irby Co | | 1,072.18 | | | |
| Stusse David | 604-49595-43981 | 218.00 | 12/1/2023 | 162764 | residential AC rebate |
| Stusse David | 604-49595-43990 | 50.00 | 12/1/2023 | 162764 | residential furnace rebate |
| Stusse David | | 268.00 | | | |
| Sullivan Keven | 601-49440-33100 | 55.00 | 11/21/2023 | 162644 | class B water test reimbursement |
| Sullivan Keven | | 55.00 | | | |
| T & R Electric Supply | 604-49570-22300 | 945.00 | 11/21/2023 | 162645 | basic package oil screen |
| T & R Electric Supply | | 945.00 | | | |
| Tech Sales Co. | 602-49470-40400 | 783.12 | 12/1/2023 | 162765 | sampler replacement pump assembly |
| Tech Sales Co. | | 783.12 | | | |
| Truck Center Companies East LLC | 601-49400-40500 | 392.05 | 11/21/2023 | 162646 | #646 diagnose tranny issue |
| Truck Center Companies East LLC | 604-49570-40500 | 2,443.44 | 11/21/2023 | 162646 | #224 exhuaast manifold leak |

| Last Name | Acct 1 | Amount | Check Date | Check Num | Description |
|---------------------------------|-----------------|------------|------------|-----------|--|
| Truck Center Companies East LLC | 602-49450-40500 | 101.10 | 11/21/2023 | 162646 | #433 fuel and oil filter |
| Truck Center Companies East LLC | | 2,936.59 | | | |
| U C Laboratory, Inc | 601-49400-31400 | 281.00 | 12/8/2023 | 162852 | total coliform 11.2023 |
| U C Laboratory, Inc | | 281.00 | | | |
| U.S. SiteWork, Inc. | 601-49400-40300 | 59,112.77 | 12/8/2023 | 162853 | Pay app 7 lime pond closure period to 8/31/23 |
| U.S. SiteWork, Inc. | 601-49400-40300 | 111,319.10 | 12/8/2023 | 162853 | Pay app 7 lime pond closure period to 11/30/23 |
| U.S. SiteWork, Inc. | | 170,431.87 | | | |
| USA Blue Book | 601-49400-31400 | 353.49 | 12/1/2023 | 162766 | monochloramine chemkey reagents |
| USA Blue Book | | 353.49 | | | |
| Vantage Transfer - 301177 | 601-00000-21808 | 163.07 | 11/8/2023 | 0 | PR Batch 00001.11.2023 ICMA Payroll Roth IRA |
| Vantage Transfer - 301177 | 604-00000-21808 | 425.08 | 11/8/2023 | 0 | PR Batch 00001.11.2023 ICMA Payroll Roth IRA |
| Vantage Transfer - 301177 | 604-00000-21808 | 104.94 | 11/22/2023 | 0 | PR Batch 00002.11.2023 ICMA- Percent |
| Vantage Transfer - 301177 | 604-00000-21808 | 248.03 | 11/22/2023 | 0 | PR Batch 00002.11.2023 ICMA Loan Repayment |
| Vantage Transfer - 301177 | 602-00000-21808 | 147.40 | 11/8/2023 | 0 | PR Batch 00001.11.2023 ICMA |
| Vantage Transfer - 301177 | 604-00000-21808 | 104.94 | 11/8/2023 | 0 | PR Batch 00001.11.2023 ICMA- Percent |
| Vantage Transfer - 301177 | 604-00000-21808 | 248.03 | 11/8/2023 | 0 | PR Batch 00001.11.2023 ICMA Loan Repayment |
| Vantage Transfer - 301177 | 604-00000-21808 | 425.06 | 11/22/2023 | 0 | PR Batch 00002.11.2023 ICMA Payroll Roth IRA |
| Vantage Transfer - 301177 | 601-00000-21808 | 301.63 | 11/22/2023 | 0 | PR Batch 00002.11.2023 ICMA |
| Vantage Transfer - 301177 | 601-00000-21808 | 79.35 | 11/8/2023 | 0 | PR Batch 00001.11.2023 ICMA- Percent |
| Vantage Transfer - 301177 | 604-00000-21808 | 1,945.43 | 11/22/2023 | 0 | PR Batch 00002.11.2023 ICMA |
| Vantage Transfer - 301177 | 602-00000-21808 | 427.90 | 11/8/2023 | 0 | PR Batch 00001.11.2023 ICMA- Percent |
| Vantage Transfer - 301177 | 602-00000-21808 | 427.90 | 11/22/2023 | 0 | PR Batch 00002.11.2023 ICMA- Percent |
| Vantage Transfer - 301177 | 601-00000-21808 | 79.35 | 11/22/2023 | 0 | PR Batch 00002.11.2023 ICMA- Percent |
| Vantage Transfer - 301177 | 602-00000-21808 | 60.31 | 11/8/2023 | 0 | PR Batch 00001.11.2023 ICMA Payroll Roth IRA |
| Vantage Transfer - 301177 | 601-00000-21808 | 107.21 | 11/8/2023 | 0 | PR Batch 00001.11.2023 ICMA Loan Repayment |
| Vantage Transfer - 301177 | 604-00000-21808 | 1,944.37 | 11/8/2023 | 0 | PR Batch 00001.11.2023 ICMA |
| Vantage Transfer - 301177 | 602-00000-21808 | 60.30 | 11/22/2023 | 0 | PR Batch 00002.11.2023 ICMA Payroll Roth IRA |
| Vantage Transfer - 301177 | 601-00000-21808 | 163.09 | 11/22/2023 | 0 | PR Batch 00002.11.2023 ICMA Payroll Roth IRA |
| Vantage Transfer - 301177 | 601-00000-21808 | 301.39 | 11/8/2023 | 0 | PR Batch 00001.11.2023 ICMA |
| Vantage Transfer - 301177 | 602-00000-21808 | 147.56 | 11/22/2023 | 0 | PR Batch 00002.11.2023 ICMA |
| Vantage Transfer - 301177 | 601-00000-21808 | 107.21 | 11/22/2023 | 0 | PR Batch 00002.11.2023 ICMA Loan Repayment |
| Vantage Transfer - 301177 | | 8,019.55 | | | |
| Verizon Wireless | 604-49570-32100 | 255.25 | 11/2/2023 | 162437 | 09/21 to 10/20/2023 Cell Phone Electric Dept |

| Last Name | Acct 1 | Amount | Check Date | Check Num | Description |
|---|-----------------|----------|------------|-----------|---|
| Verizon Wireless | 602-49450-32100 | 46.23 | 11/2/2023 | 162437 | 09/21 to 10/20/2023 Cell Phone Waste Water Dept |
| Verizon Wireless | 601-49400-32100 | 220.24 | 11/2/2023 | 162437 | 09/21 to 10/20/2023 Cell Phone Water Dept |
| | | <hr/> | | | |
| Verizon Wireless | | 521.72 | | | |
| Voss Cleaning Services, Inc. | 604-49570-31200 | 575.31 | 11/13/2023 | 162542 | Janitorial & Rug Service Nov 2023 City Hall |
| Voss Cleaning Services, Inc. | 602-49450-31200 | 108.00 | 12/8/2023 | 162854 | rug servive-novemeber |
| Voss Cleaning Services, Inc. | 601-49440-31200 | 148.37 | 11/13/2023 | 162542 | Janitorial & Rug Service Nov 2023 City Hall |
| Voss Cleaning Services, Inc. | 602-49450-31200 | 90.32 | 11/13/2023 | 162542 | Janitorial & Rug Service Nov 2023 City Hall |
| | | <hr/> | | | |
| Voss Cleaning Services, Inc. | | 922.00 | | | |
| Wesco Receivables Corp. | 604-00000-14207 | 408.00 | 12/1/2023 | 162767 | padmount connectors |
| Wesco Receivables Corp. | 604-49570-22300 | 639.24 | 12/1/2023 | 162767 | bull pro quick patch |
| Wesco Receivables Corp. | 604-00000-14207 | 373.80 | 12/1/2023 | 162767 | hook blades |
| Wesco Receivables Corp. | 604-00000-14207 | 319.00 | 12/1/2023 | 162767 | padmount connectors |
| Wesco Receivables Corp. | 604-49570-22300 | 183.59 | 12/1/2023 | 162767 | hast cutter |
| Wesco Receivables Corp. | 604-00000-14207 | 347.52 | 12/1/2023 | 162767 | padmount connectors |
| Wesco Receivables Corp. | 604-49570-22300 | 183.49 | 12/1/2023 | 162767 | hast cutter |
| Wesco Receivables Corp. | 604-49570-22300 | 848.70 | 12/1/2023 | 162767 | pad n pole repair kit |
| | | <hr/> | | | |
| Wesco Receivables Corp. | | 3,303.34 | | | |
| Western Area Power Admin. US Dept of Energy | 604-00000-20100 | 7,446.91 | 11/16/2023 | 162590 | October 2023 Electric Service |
| | | <hr/> | | | |
| Western Area Power Admin. US Dept of Energy | | 7,446.91 | | | |
| Wolner Matt | 604-49595-43980 | 14.99 | 11/21/2023 | 162647 | residential LED bulbs rebate |
| | | <hr/> | | | |
| Wolner Matt | | 14.99 | | | |
| Wurster Kacey/Jacob | 601-00000-20200 | 6.38 | 11/1/2023 | 162427 | Refund Check 017421-000, 112 MAPLE ST |
| Wurster Kacey/Jacob | 601-00000-20200 | 41.02 | 11/1/2023 | 162427 | Refund Check 017421-000, 112 MAPLE ST |
| Wurster Kacey/Jacob | 604-00000-20200 | 7.00 | 11/1/2023 | 162427 | Refund Check 017421-000, 112 MAPLE ST |
| Wurster Kacey/Jacob | 604-00000-20200 | 17.50 | 11/1/2023 | 162427 | Refund Check 017421-000, 112 MAPLE ST |
| Wurster Kacey/Jacob | 602-00000-20200 | 31.05 | 11/1/2023 | 162427 | Refund Check 017421-000, 112 MAPLE ST |
| Wurster Kacey/Jacob | 604-00000-20200 | 137.07 | 11/1/2023 | 162427 | Refund Check 017421-000, 112 MAPLE ST |
| Wurster Kacey/Jacob | 602-00000-20200 | 5.50 | 11/1/2023 | 162427 | Refund Check 017421-000, 112 MAPLE ST |
| Wurster Kacey/Jacob | 601-00000-20200 | 35.46 | 11/1/2023 | 162427 | Refund Check 017421-000, 112 MAPLE ST |
| Wurster Kacey/Jacob | 604-00000-20200 | 11.67 | 11/1/2023 | 162427 | Refund Check 017421-000, 112 MAPLE ST |
| Wurster Kacey/Jacob | 602-00000-20200 | 10.30 | 11/1/2023 | 162427 | Refund Check 017421-000, 112 MAPLE ST |

| Last Name | Acct 1 | Amount | Check Date | Check Num | Description |
|---------------------|--------|------------|------------|-----------|-------------|
| Wurster Kacey/Jacob | | 302.95 | | | |
| | | 785,811.04 | | | |