

**CITY OF FAIRMONT
PUBLIC UTILITIES COMMISSION
AGENDA**

Tuesday, May 7, 2024

- 1 Call to Order
 - 7:30 AM City Hall Conference Room (Second Floor)

- 2 Roll Call
 - Chair Werre _____
 - Commissioner Struss _____
 - Commissioner Christ _____
 - Commissioner Sharp _____

- 3 Public Discussion/Comments (Individual comments are limited to 3 minutes)

- 4 Approval of Minutes (2 - 4)
 - Regular Meeting, March 19, 2024

- 5 Financials & Productions Stats for March 2024 (5 - 13)

- 6 Approval of Disbursements for March 2024 (14 - 33)

- 7 Old Business

- 8 New Business (34 - 45)
 - 8.1 - Approval of PO # 15079 for Line Dept

- 9 Staff Updates
 - 9.1 - Water/Wastewater Departments
 - 9.2 - Line Departments

- 10 Date and Time of Next Meetings:
 - Regular Meeting - Tuesday, May 21, 2024
 - Work Session - Tuesday, June 4, 2024

- 11 Adjournment



Fairmont Public Utilities Commissio,
May 7, 2024

Agenda Item: 4

From: Julie Zarling, Assistant Finance Director
To: Public Utilities Commission

Subject: PUC Minutes from Regular meeting on March 19, 2024

Policy/Action Requested:

Vote Required: Simple Majority Roll Call

Recommendation: Approval

Overview:

Budget Impact: N/A

Attachments: PUC Minutes Regular Meeting, March 19, 2024

PUC Action: _____ Date: _____

PUBLIC UTILITIES COMMISSION

REGULAR MEETING

Tuesday, March 19, 2024

7:30 AM

City Hall Conference Room

Meeting held in person

IN ATTENDANCE: Commissioners Werre, Sharp, Christ and Struss

ALSO IN ATTENDANCE: Public Works/Utilities Director York, Electric Superintendent Heide, Water/Wastewater Superintendent Powers, Assistant Finance Director Zarling, Councilman Hasek

ABSENT:

Chair Werre called the meeting to order at 7:30 AM.

Chair Werre called for Public Discussion and Comments. No individuals were present for public comment at the meeting.

A motion was made by Mr. Struss, seconded by Mr. Werre, and carried to approve the February 20, 2024, regular meeting minutes.

Assistant Finance Director Zarling presented the financial and capital expense report and production stats for February 2024. Discussion with no action taken.

Assistant Finance Director Zarling presented the disbursements for February 2024. Discussion was held. A motion was made by Mr. Christ, seconded by Mr. Struss, and carried to approve the February 2024 disbursements.

In new business, Public Works/Utilities Director York presented the fees for the different departments of the Public Utilities. He asked to denote in the fee schedule that the fees are based upon the most current Water and Sewer Connection and Distribution Policy that is approved by the PUC. A motion was made by Mr. Struss to approve the fees charged per the Fee schedule of the City Code. Mr. Sharp seconded the motion and carried to approve.

Water/Wastewater Superintendent Powers asked for approval of purchase order 15016 for the repair, sandblast, and coatings of solids clarifier 1A and 1B. A motion was made by Mr. Christ, seconded by Mr. Werre, and carried to approve PO 15016.

Water/Wastewater Superintendent Powers asked for approval of purchase order 15036 for the replacement and update of current PLCs at the Water Treatment Plant and Raw Water Building. A motion was made by Mr. Christ, seconded by Mr. Werre, and carried to approve PO 15036.

Water/Wastewater Superintendent Powers asked for approval of purchase order 15034 for the purchase replacement of a sewer camera. This camera was damaged during an onsite sewer investigation and needs to be replaced. This was not budgeted for separately on the 2024 CIP but want to use funds from the Digester Improvements CIP to cover the expenses. It was asked that this be noted on the CIP spreadsheet. A motion was made by Mr. Christ, seconded by Mr. Struss, and carried to approve PO 15034.

Electric Superintendent Heide gave the commission an update on his department. With the mild winter and spring, they are able to change poles, work on underground projects, and cleanup the outside yard at the warehouse. They are going to be looking for an apprentice lineman to replace one of the linemen that moved to a new position.

Water/Wastewater Superintendent Powers updated the commission on the AMI project. There are about 30 meters left to be reprogrammed out of the 300 that they needed to do. The digester cover is now delayed until the end of April. They should be getting bids for the tank farm and the Wastewater treatment project in the next couple of months.

There was no other business; it was moved by Mr. Struss, seconded by Mr. Werre, and approved to adjourn the meeting at 8:30 AM.

Perry Struss, Secretary



Fairmont Public Utilities Commission
May 7, 2024

Agenda Item: 5

From: Julie Zarling, Assistant Finance Director
To: Public Utilities Commission

Subject: Financial Report & Production Stats: March 2024

Policy/Action Requested:

Vote Required: ___ Simple Majority ___ Roll Call

Recommendation: Informational

Overview:

Financial Reports, Stats, and the Capital Expenditure Summary for March 2024 are included for review.

Budget Impact: N/A

Attachments: March Financial Report, Capital Expenditures Summary, & Production Statistics

PUC Action: _____ Date: _____

FAIRMONT PUBLIC UTILITIES COMMISSION

INCOME STATEMENT SUMMARY: 2024 & 2023

WATER DEPARTMENT	2024				2023			
	MAR	YTD	BUDGET	% BUDGET	MAR	YTD	BUDGET	% BUDGET
WATER DEPT REVENUE	\$519,216.26	\$1,604,397.12	\$5,978,199.00	26.84%	\$459,662.89	\$1,394,426.88	\$5,609,556.00	24.86%
FILTRATION PLANT EXPENSE	\$123,026.89	\$341,448.31	\$1,757,948.00	19.42%	\$130,571.84	\$339,975.96	\$1,986,653.00	17.11%
DISTRIBUTION EXPENSE	\$56,521.53	\$174,800.25	\$865,675.00	20.19%	\$78,685.57	\$170,235.98	\$802,707.00	21.21%
ADMINISTRATION EXPENSE	\$17,198.32	\$53,720.49	\$219,368.00	24.49%	\$21,900.82	\$53,254.03	\$211,875.00	25.13%
MISCELLANEOUS EXPENSE*	\$166.00	\$255,767.04	\$1,539,620.00	16.61%	\$89,524.16	\$501,880.30	\$1,477,042.00	33.98%
TRANSFER OUT TO OTHER FUNDS	\$15,784.72	\$47,354.16	\$189,417.00	25.00%	\$14,277.50	\$42,832.50	\$171,330.00	25.00%
TOTAL WATER DEPT EXPENSE	\$212,697.46	\$873,090.25	\$4,572,028.00	19.10%	\$334,959.89	\$1,108,178.77	\$4,649,607.00	23.83%
WATER DEPT NET INCOME (LOSS)	\$306,518.80	\$731,306.87	\$1,406,171.00	52.01%	\$124,703.00	\$286,248.11	\$959,949.00	29.82%

WASTEWATER DEPARTMENT	2024				2023			
	MAR	YTD	BUDGET	% BUDGET	MAR	YTD	BUDGET	% BUDGET
WASTEWATER DEPT REVENUE	\$309,433.70	\$859,488.73	\$4,919,780.00	17.47%	\$276,298.48	\$1,023,020.03	\$3,434,521.00	29.79%
TREATMENT PLANT EXPENSE	\$116,401.78	\$305,111.00	\$1,279,511.00	23.85%	\$111,967.71	\$300,615.62	\$1,194,880.00	25.16%
COLLECTION EXPENSE	\$29,169.61	\$79,739.03	\$514,223.00	15.51%	\$38,812.74	\$86,466.45	\$476,573.00	18.14%
ADMINISTRATION EXPENSE	\$10,455.71	\$33,223.56	\$141,611.00	23.46%	\$13,820.67	\$33,871.22	\$136,187.00	24.87%
MISCELLANEOUS EXPENSE*	\$500.00	\$7,489.20	\$766,728.00	0.98%	\$61,320.18	\$198,085.76	\$690,482.00	28.69%
TRANSFER OUT TO OTHER FUNDS	\$9,633.51	\$28,900.53	\$115,602.00	25.00%	\$8,691.01	\$26,073.03	\$104,292.00	25.00%
TOTAL WASTEWATER DEPT EXPENSE	\$166,160.61	\$454,463.32	\$2,817,675.00	16.13%	\$234,612.31	\$645,112.08	\$2,602,414.00	24.79%
WASTEWATER DEPT NET INCOME (LOSS)	\$143,273.09	\$405,025.41	\$2,102,105.00	19.27%	\$41,686.17	\$377,907.95	\$832,107.00	45.42%

ELECTRIC DEPARTMENT	2024				2023			
	MAR	YTD	BUDGET	% BUDGET	MAR	YTD	BUDGET	% BUDGET
ELECTRIC DEPT REVENUE	\$1,204,202.43	\$4,011,000.26	\$17,920,234.00	22.38%	\$1,117,217.17	\$3,843,271.01	\$17,082,910.00	22.50%
PURCHASED POWER EXPENSE	\$1,021,841.65	\$3,018,141.29	\$13,165,500.00	22.92%	\$1,049,885.06	\$3,067,029.70	\$12,869,582.00	23.83%
DISTRIBUTION EXPENSE	\$137,245.42	\$355,103.72	\$1,784,683.00	19.90%	\$222,672.59	\$409,979.85	\$1,752,138.00	23.40%
ADMINISTRATION EXPENSE**	\$53,296.42	\$166,885.78	\$735,510.00	22.69%	\$73,419.83	\$171,111.62	\$719,070.00	23.80%
MISCELLANEOUS EXPENSE*	\$3,533.16	\$45,116.70	\$699,236.00	6.45%	\$41,918.29	\$149,176.60	\$687,039.00	21.71%
TRANSFER OUT TO OTHER FUNDS	\$52,915.10	\$158,745.30	\$634,981.00	25.00%	\$55,364.82	\$166,094.47	\$664,378.00	25.00%
TOTAL ELECTRIC DEPT EXPENSE	\$1,268,831.75	\$3,743,992.79	\$17,019,910.00	22.00%	\$1,443,260.59	\$3,963,392.24	\$16,692,207.00	23.74%
ELECTRIC DEPT NET INCOME (LOSS)	(\$64,629.32)	\$267,007.47	\$900,324.00	29.66%	(\$326,043.42)	(\$120,121.23)	\$390,703.00	-30.74%

**FAIRMONT PUBLIC UTILITIES COMMISSION
CAPITAL EXPENDITURE SUMMARY**

Acct #	ELECTRIC DISTRIBUTION	2021 Budget			2022 Budget			2023 Budget			2024 Budget			Total Projects		
		Bud Amt	YTD Exp	Budget Bal	Bud Amt	YTD Exp	Budget Bal	Bud Amt	YTD Exp	Budget Bal	Bud Amt	YTD Exp	Budget Bal	Bud Amt	YTD Exp	Budget Bal
604-00000-16500	AMI - 2023	\$1,100,000	\$1,375,009	(\$275,009)	\$300,000	\$682,313	(\$382,313)	\$0	\$42,936	(\$42,936)	\$0	\$313	(\$313)	\$1,400,000	\$2,100,571	(\$700,571)
604-00000-16300	New Transformers	\$0		\$0		\$0		\$0		\$0	\$210,000	\$8,070	\$201,930	\$210,000	\$8,070	\$201,930
604-00000-16300	Underground Conductors	\$0		\$0		\$0		\$0		\$0	\$130,000		\$130,000	\$130,000	\$0	\$130,000
604-00000-16300	Replace High Voltage Switches	\$0		\$0		\$0	\$120,000	\$15,350	\$104,650	\$280,000			\$280,000	\$400,000	\$15,350	\$384,650
604-00000-16300	Downtown Lighting/Bollard/sign Replac	\$0		\$0		\$0			\$0	\$230,000			\$230,000	\$230,000	\$0	\$230,000
604-00000-16300	Workorder Software/Outage Mangement	\$0		\$0		\$0			\$0	\$80,000	\$7,381	\$72,619	\$80,000	\$7,381	\$72,619	
604-00000-16500	10th Street SUB Modifications/Breakers*	\$0		\$0		\$0	\$975,000	\$112,188	\$862,812	\$100,000	\$20,561	\$79,439	\$1,075,000	\$132,749	\$942,251	
604-00000-16500	FES Substation Transformer Replace.	\$0		\$0		\$0	\$352,500	\$19,375	\$333,125	\$600,000	\$15,564	\$584,436	\$952,500	\$34,939	\$917,561	
604-00000-16500	West Industrial Park Substation	\$0		\$0		\$0	\$632,850	\$18,628	\$614,223	\$100,000		\$100,000	\$732,850	\$18,628	\$714,223	
604-00000-16420	GIS Software	\$0		\$0		\$0			\$0	\$30,000			\$30,000	\$30,000	\$0	\$30,000
604-00000-16400	Replace Boring Machine	\$0		\$0		\$0			\$0	\$260,000	\$216,534	\$43,466	\$260,000	\$216,534	\$43,466	
604-0000016440	Flat Bed/Dump Box Truck #228	\$0		\$0		\$0			\$0	\$10,000			\$10,000	\$10,000	\$0	\$10,000
604-00000-16200	Repair Damaged Buildings	\$0		\$0		\$0			\$0	\$43,000			\$43,000	\$43,000	\$0	\$43,000
604-00000-16500	Street Improvement Projects	\$0		\$0		\$0			\$0	\$20,000			\$20,000	\$20,000	\$0	\$20,000
604-00000-16400	Skid Loader Attach/Trencher/Snow Pusher	\$0		\$0		\$0			\$0	\$50,000	\$11,627	\$38,374	\$50,000	\$11,627	\$38,374	
604-00000-16420	GIS/RAM/I-PADS (for locating, mapping)	\$0		\$0		\$0			\$0	\$10,000			\$10,000	\$10,000	\$0	\$10,000
	Contingency	\$0		\$0		\$0			\$0	\$20,000			\$20,000	\$20,000	\$0	\$20,000
	TOTAL CAPITAL EXPENDITURES	\$1,100,000	\$1,375,009	(\$275,009)	\$300,000	\$682,313	(\$382,313)	\$2,080,350	\$208,477	\$1,871,873	\$2,173,000	\$280,050	\$1,892,950	\$5,653,350	\$2,545,848	\$3,107,502

* Total of 10th St. Sub Design, Relay, and breaker lines from 2023 budget

**FAIRMONT PUBLIC UTILITIES COMMISSION
CAPITAL EXPENDITURE SUMMARY**

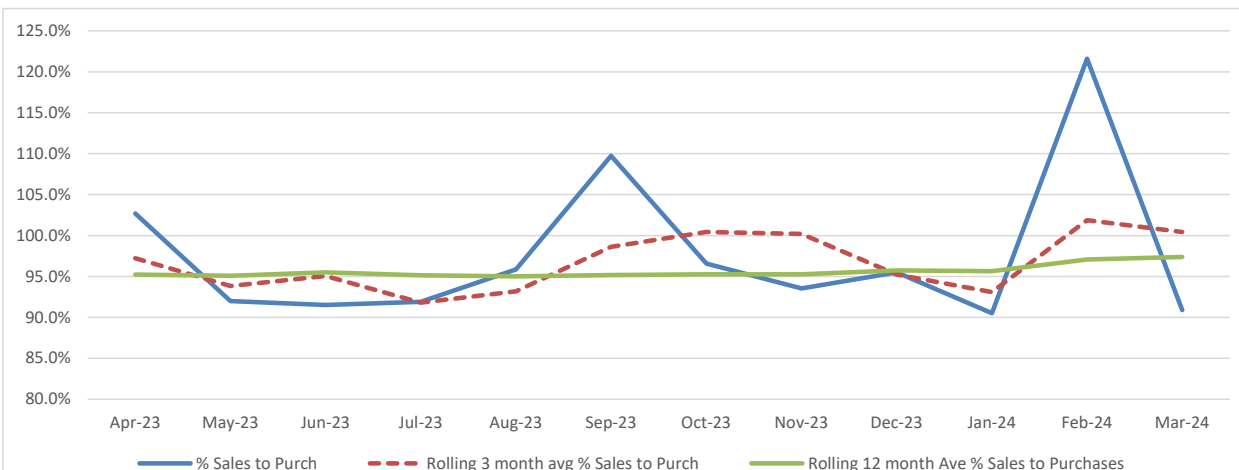
Acct #	WATER DEPARTMENT	2021 Budget			2022 Budget			2023 Budget			2024 Budget			Total Projects		
		Bud Amt	YTD Exp	Budget Bal	Bud Amt	YTD Exp	Budget Bal	Bud Amt	YTD Exp	Budget Bal	Bud Amt	YTD Exp	Budget Bal	Bud Amt	YTD Exp	Budget Bal
601-00000-16440	Purchase used Dump truck - Double Axel			\$0		\$0	\$75,000		\$75,000		\$80,188	(\$80,188)	\$75,000	\$80,188	(\$5,188)	
601-00000-16500	Ground storage tank (Industrial Tank)			\$0		\$0	\$40,000	\$1,914	\$38,086	\$4,500,000	\$60,000	\$4,440,000	\$4,540,000	\$61,914	\$4,478,086	
601-00000-16500	AMI - Water meter upgrades	\$1,000,000	\$4,117	\$995,883	\$600,000	\$699,633	(\$99,633)	\$0	\$430,406	(\$430,406)	\$150,000	\$13,114	\$136,886	\$1,750,000	\$1,147,270	\$602,730
601-00000-16400	Water Plant PLC upgrades			\$0		\$0			\$0	\$80,000		\$80,000	\$80,000	\$0	\$80,000	
601-00000-16400	Safety shoring			\$0		\$0			\$0	\$15,000		\$15,000	\$15,000	\$0	\$15,000	
601-00000-16400	Skid Loader update			\$0		\$0			\$0	\$65,000	\$299	\$64,701	\$65,000	\$299	\$64,701	
601-00000-16400	Replace backhoe			\$0		\$0			\$0	\$175,000	\$170,836	\$4,164	\$175,000	\$170,836	\$4,164	
601-00000-16200	Relocate AC units at Water Plant (3)			\$0		\$0			\$0	\$25,000		\$25,000	\$25,000	\$0	\$25,000	
	Contingency			\$0		\$0			\$0	\$20,000		\$20,000	\$20,000	\$0	\$20,000	
	Miscellaneous capital items (<\$5,000 ea.)			\$0		\$0			\$0	\$5,000		\$5,000	\$5,000	\$0	\$5,000	
601-00000-16500	2024 Improvement Project			\$0		\$0			\$0	\$225,000		\$225,000	\$225,000	\$0	\$225,000	
	TOTAL CAPITAL EXPENDITURES	\$1,000,000	\$4,117	\$995,883	\$600,000	\$699,633	(\$99,633)	\$115,000	\$432,320	(\$317,320)	\$5,260,000	\$324,437	\$4,935,563	\$6,975,000	\$1,460,507	\$5,514,493

Acct #	WASTEWATER DEPARTMENT	2021 Budget			2022 Budget			2023 Budget			2024 Budget			Total Projects		
		Bud Amt	YTD Exp	Budget Bal	Bud Amt	YTD Exp	Budget Bal	Bud Amt	YTD Exp	Budget Bal	Bud Amt	YTD Exp	Budget Bal	Bud Amt	YTD Exp	Budget Bal
602-00000-16440	Vactor replacment(using this for Dump Truck)			\$0		\$0	\$550,000	\$509,653	\$40,347	\$0	\$42,794	(\$42,794)	\$550,000	\$552,446	(\$2,446)	
602-00000-16500	Bar Screen Replacement Project (2022)			\$0	\$750,000	\$46,225	\$703,775	\$0	\$666,889	(\$666,889)	\$0	\$4,618	(\$4,618)	\$750,000	\$717,732	\$32,269
602-00000-16500	Lift Station rehab/repair/monitoring			\$0		\$0			\$0	\$150,000	\$81,486	\$68,514	\$150,000	\$81,486	\$68,514	
	Lift Station Panel Updates			\$0		\$0			\$0	\$0		\$0	\$0	\$0	\$0	
602-00000-16500	Eastside lift station pump improvements			\$0		\$0			\$0	\$185,000		\$185,000	\$185,000	\$0	\$185,000	
602-00000-16200	Lab/Office Updates			\$0		\$0			\$0	\$25,000	\$6,240	\$18,760	\$25,000	\$6,240	\$18,760	
602-00000-16440	Service Truck - Collections			\$0		\$0			\$0	\$95,000	\$101,682	(\$6,682)	\$95,000	\$101,682	(\$6,682)	
	Diffuser Replace / Aeration Basin Cleaning			\$0		\$0			\$0	\$0		\$0	\$0	\$0	\$0	
602-00000-16500	Digester Improvements			\$0		\$0	\$500,000	\$169,253	\$330,747	\$825,000	\$106,895	\$718,105	\$1,325,000	\$276,148	\$1,048,852	
602-00000-16500	UV/Solids handling upgrade project			\$0		\$0	\$4,000,000	\$8,454	\$3,991,546	\$14,000,000		\$14,000,000	\$18,000,000	\$8,454	\$17,991,546	
602-00000-16400	Grit Pump/RAS/WAS Replacement Pumps			\$0		\$0			\$0	\$50,000		\$50,000	\$50,000	\$0	\$50,000	
	Secondary Clarifier Updates			\$0		\$0			\$0	\$0		\$0	\$0	\$0	\$0	
	Contingency (2024 60x10 Dump Trailer)			\$0		\$0			\$0	\$20,000	\$7,952	\$12,048	\$20,000	\$7,952	\$12,048	
	Misc Capital items			\$0		\$0			\$0	\$5,000		\$5,000	\$5,000	\$0	\$5,000	
602-00000-16500	2024 Improvement Project			\$0		\$0			\$0	\$200,000		\$200,000	\$200,000	\$0	\$200,000	
	TOTAL CAPITAL EXPENDITURES	\$0	\$0	\$0	\$750,000	\$46,225	\$703,775	\$5,050,000	\$1,354,248	\$3,695,752	\$15,555,000	\$351,667	\$15,203,333	\$21,355,000	\$1,752,140	\$19,602,860

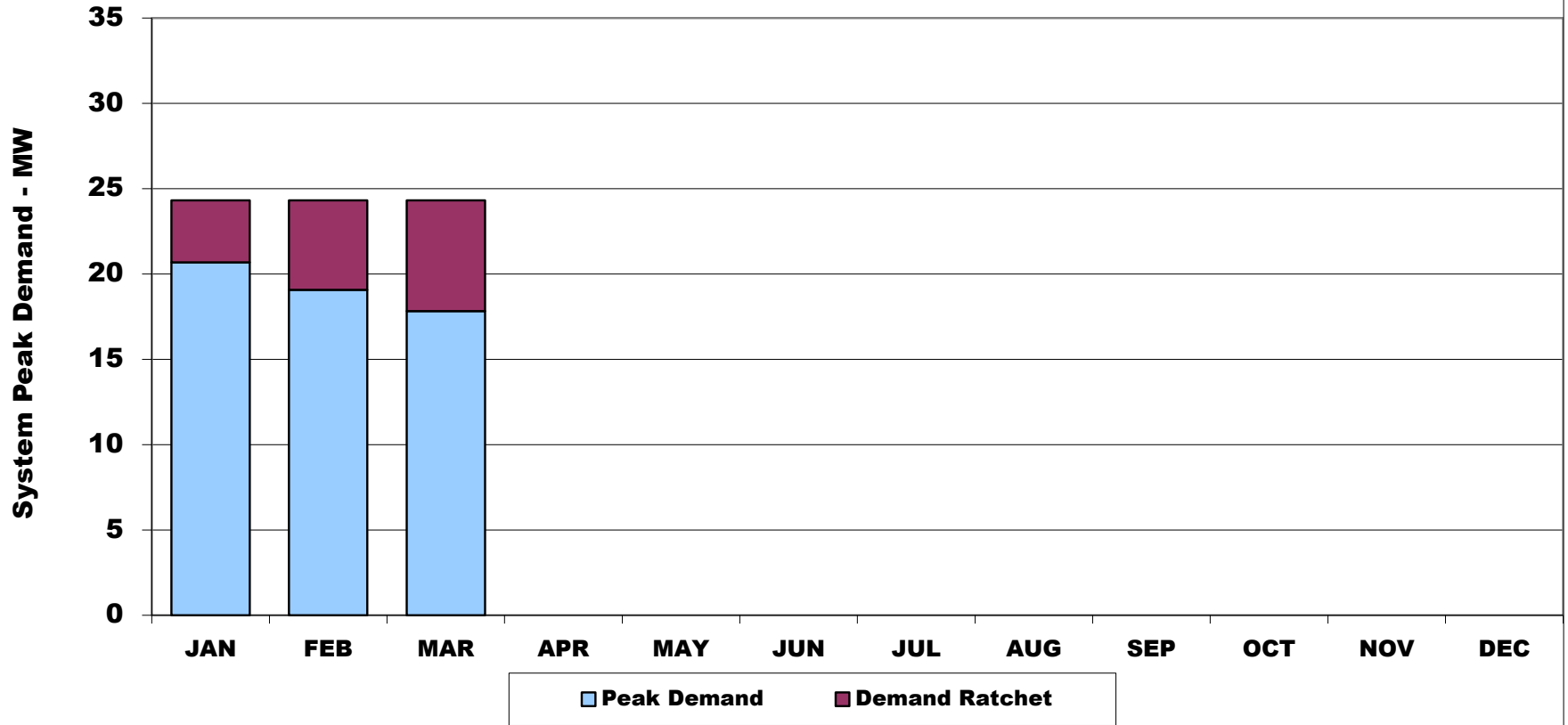
FAIRMONT PUBLIC UTILITIES

ELECTRIC DEPT STATISTICAL COMPARISON - MARCH

ACCOUNT #	DESCRIPTION	MAR KWH 2024	MAR KWH 2023	MAR REVENUE 2024	MAR REVENUE 2023
604-37400-37411	Residential Light Sales	1,687,234	1,921,710	\$227,636.50	\$211,558.62
604-37400-37412	Residential Heat Sales	611,146	730,338	\$75,292.00	\$76,444.02
604-37400-37413	Commercial Service Sales	1,561,705	1,614,021	\$194,432.52	\$173,964.00
604-37400-37414	Seasonal Commercial Heat Sales	88,645	174,327	\$7,768.87	\$12,392.26
604-37400-37415	General Service Sales	1,052,796	982,014	\$128,278.46	\$92,513.29
604-37400-37416	Industrial Sales	4,161,734	4,146,310	\$469,362.27	\$376,624.24
604-37400-37417	All Electric Sales	612,770	659,089	\$71,560.33	\$61,438.04
604-37400-37418	Rural Electric Sales	219,026	274,585	\$28,275.27	\$29,744.33
604-37400-37420	Filter Plant Power	99,324	103,528	\$8,204.16	\$6,884.61
604-37400-37421	WW Treatment Plant Power	89,600	88,984	\$7,400.96	\$5,917.44
604-37400-37423	Municipal Street Lighting	46,712	41,035	\$4,269.50	\$3,077.64
604-37400-37422	EV Charging Stations		0	\$1.14	\$160.44
604-37400-37426	Security & Street Lighting	4,459	3,841	\$905.44	\$879.98
604-37400-37419	Energy Cost Adjustment			(\$35,723.84)	\$144,872.92
TOTAL SALES		10,235,151	10,739,782	\$1,187,663.58	\$ 1,196,471.83
				0.11604	0.11141
ELECTRIC PURCHASES		2024	2023		
TIE LINE - SMMPA 69 KV (BILLED)		10,917,771	11,910,192		
TIE LINE - WAPA 69 KV (BILLED)		342,000	342,000		
TOTAL PURCHASES (69 KV)		11,259,771	12,252,192		
				2024	2023
SALES TO PURCHASES DIFFERENTIAL		1,024,620	1,512,410	90.90%	87.66%



City of Fairmont Demand Ratchet Costs - 2024



	JAN	FEB	MAR	APR	MAY	JUN	JUL	AUG	SEP	OCT	NOV	DEC
PEAK DEMAND	20,689	19,074	17,829									
RATCHET DEMAND	24,313	24,313	24,313									
DIFFERENCE	3,624	5,239	6,484	0	0					0	0	0
RATCHET COST	\$39,683	\$57,367	\$71,000	\$0	\$0					\$0	\$0	\$0

TOTAL RATCHET COSTS

\$168,050

JAN - MAY: RATCHET BASED ON SYSTEM PEAK OF 32,856 SET ON AUGUST 23, 2023

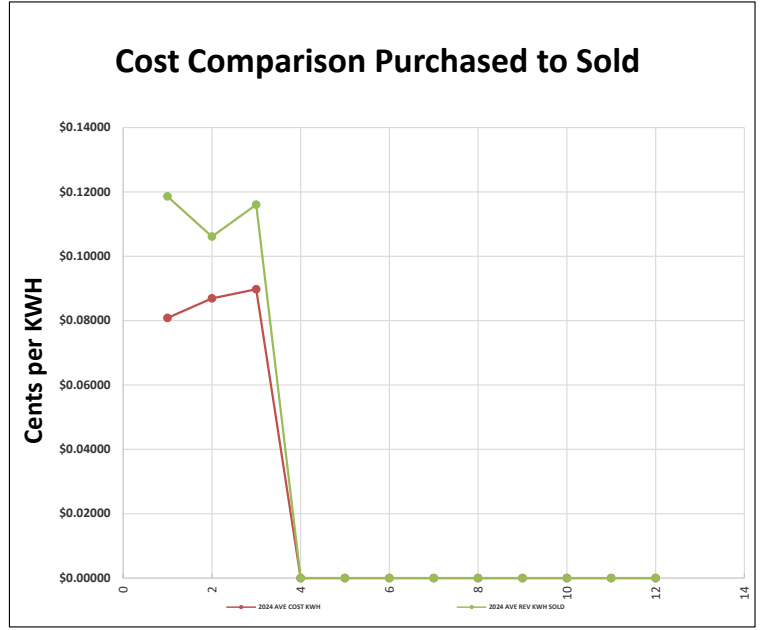
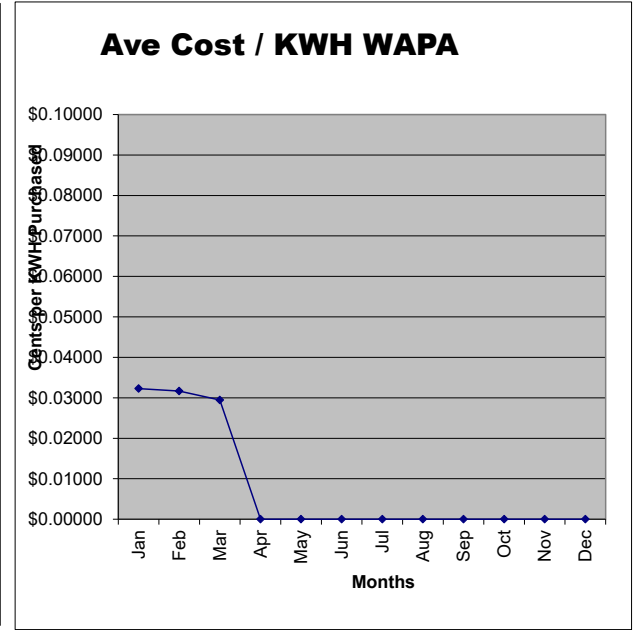
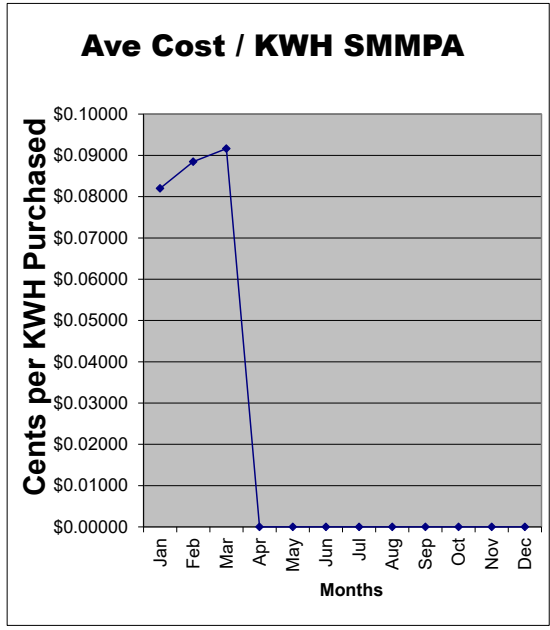
JUN - SEP: ANNUAL PEAK MEASUREMENT PERIOD.

OCT-DEC: RATCHET BASED ON SYSTEM PEAK SET SUMMER OF 2024 - TBD

Ratchet is 74% of peak demand.

FAIRMONT PUBLIC UTILITIES - COMPARISON OF PURCHASE POWER TO SALES FOR YEAR 2024

	SMMPA									WAPA				TOTAL KWH PURCHASED	TOTAL PURCHASED POWER COST	2024 AVE COST KWH	TOTAL KWH SOLD TO CUSTOMERS	TOTAL REVENUE	2024 AVE REV KWH SOLD			
	ACTUAL DEMAND	BILLED DEMAND	KWH	DEMAND \$\$	ENERGY \$\$	ECA \$\$	WHEELING	TOTAL BILL	AVERAGE COST/KWH	BILLED DEMAND	KWH	TOTAL BILL	AVERAGE COST/KWH									
JAN	20,689	24,313	12,327,128	\$356,252.79	\$683,522.17	(\$29,091.95)	\$0.00	\$1,010,683.01	\$0.08199	784	286,000	\$9,228.02	\$0.03227	12,613,128	\$1,019,911.03	\$0.08086	11,416,223	\$1,353,596.98	\$0.11857			
FEB	19,074	24,313	10,696,985	\$354,091.54	\$595,059.41	(\$2,810.59)	\$0.00	\$946,340.36	\$0.08847	785	297,000	\$9,402.19	\$0.03166	10,993,985	\$955,742.55	\$0.08693	13,368,462	\$1,418,668.11	\$0.10612			
MAR	17,829	24,313	10,917,771	\$354,091.54	\$603,366.84	\$42,991.18	\$0.00	\$1,000,449.56	\$0.09163	782	342,000	\$10,070.74	\$0.02945	11,259,771	\$1,010,520.30	\$0.08975	10,235,151	\$1,187,663.58	\$0.11604			
APR							\$0.00	\$0.00	#DIV/0!				#DIV/0!	0	\$0.00	#DIV/0!			#DIV/0!			
MAY							\$0.00	\$0.00	#DIV/0!				#DIV/0!	0	\$0.00	#DIV/0!			#DIV/0!			
JUN							\$0.00	\$0.00	#DIV/0!				#DIV/0!	0	\$0.00	#DIV/0!			#DIV/0!			
JUL							\$0.00	\$0.00	#DIV/0!				#DIV/0!	0	\$0.00	#DIV/0!			#DIV/0!			
AUG							\$0.00	\$0.00	#DIV/0!				#DIV/0!	0	\$0.00	#DIV/0!			#DIV/0!			
SEP							\$0.00	\$0.00	#DIV/0!				#DIV/0!	0	\$0.00	#DIV/0!			#DIV/0!			
OCT							\$0.00	\$0.00	#DIV/0!				#DIV/0!	0	\$0.00	#DIV/0!			#DIV/0!			
NOV							\$0.00	\$0.00	#DIV/0!				#DIV/0!	0	\$0.00	#DIV/0!			#DIV/0!			
DEC							\$0.00	\$0.00	#DIV/0!				#DIV/0!	0	\$0.00	#DIV/0!			#DIV/0!			
TOT			33,941,884	\$1,064,435.87	\$1,881,948.42	\$11,088.64	\$0.00	\$2,957,472.93	\$0.08713	2,351	925,000	\$28,700.95	\$0.03103	34,866,884	\$2,986,173.88	\$0.08564	35,019,836	\$3,959,928.67	\$0.1131			
																			AVE KWH COST	\$0.0856		
																				KWH SOLD	\$0.0853	
																					KWH MARGIN	\$0.0278



PUBLIC UTILITIES COMMISSION WATER DEPARTMENT STATISTICS FOR 2024

	JAN	FEB	MAR	APR	MAY	JUN	JUL	AUG	SEP	OCT	NOV	DEC
RAW WATER	41,555,280	39,324,370	42,705,320									
FINISHED WATER	40,642,050	38,442,680	41,367,380									
TOTAL PLANT LOSS	913,230	881,690	1,337,940	0	0	0	0	0	0	0	0	0
RESIDENTIAL SALES	14,064,337	13,578,137	10,984,741									
COMMERCIAL SALES	7,270,057	8,332,125	7,516,391									
INDUSTRIAL SALES	14,452,326	14,429,885	13,816,484									
TOTAL WATER SALES	35,786,720	36,340,147	32,317,616	0	0	0	0	0	0	0	0	0
ACCOUNTED LOSS	1,064,326	1,496,660	1,481,770									
UNACCOUNTED LOSS	3,791,004	605,873	7,567,994	0	0	0	0	0	0	0	0	0
% OF NET FINISHED WATER	9.33%	1.58%	18.29%	#DIV/0!	#DIV/0!	#DIV/0!	#DIV/0!	#DIV/0!	#DIV/0!	#DIV/0!	#DIV/0!	#DIV/0!
PEAK DAY VOL	1,451,900	1,560,400	1,546,700									
PEAK DATE	01/20/24	01/22/24	03/15/24									
AVERAGE DAY VOL	1,311,000	1,325,600	1,334,400									
RESIDENTIAL SALES \$\$	\$291,043.80	\$287,474.80	\$267,441.43									
COMMERCIAL SALES \$\$	\$97,694.60	\$106,550.06	\$99,353.24									
INDUSTRIAL SALES \$\$	\$101,670.40	\$101,498.80	\$96,808.40									
TOTAL SALES \$\$\$	\$490,408.80	\$495,523.66	\$463,603.07	\$0.00	\$0.00	\$0.00	\$0.00	\$0.00	\$0.00	\$0.00	\$0.00	\$0.00

WATER DEPARTMENT TOTALS YEAR TO DATE

	2024	2023	
RAW WATER	123,584,970	124,181,770	GAL
FINISHED WATER	120,452,110	119,364,860	GAL
TOTAL PLANT LOSS	3,132,860	4,816,910	
RESIDENTIAL SALES	38,627,215	38,552,664	GAL
COMMERCIAL SALES	23,118,573	19,374,178	GAL
INDUSTRIAL SALES	42,698,695	37,237,930	GAL
TOTAL WATER SALES	104,444,483	95,164,772	GAL
ACCOUNTED LOSSES	4,042,756	6,239,300	GAL
UNACCOUNTED LOSSES	11,964,871	16,916,222	GAL
% OF NET FINISHED WATER	9.93%	14.17%	
YTD RESIDENTIAL SALES \$\$	\$845,960.03	\$764,287.22	
YTD COMMERCIAL SALES \$\$	\$303,597.90	\$249,591.11	
YTD INDUSTRIAL SALES \$\$	\$299,977.60	\$239,264.00	
YTD WATER SALES TOTAL \$	\$1,449,535.53	\$1,253,142.33	
REVENUE PER GALLON SOLI	\$0.013879	\$0.013168	
	1.05395	1.14733	

PUBLIC UTILITIES COMMISSION WASTEWATER DEPARTMENT STATISTICS FOR THE YEAR 2024

	JAN	FEB	MAR	APR	MAY	JUN	JUL	AUG	SEP	OCT	NOV	DEC
TOTAL FLOW	40,440,000	36,800,000	42,950,000									
DAILY FLOW	1,300,000	1,270,000	1,390,000									
MAXIMUM FLOW	1,430,000	1,390,000	2,280,000									
MINIMUM FLOW	1,220,000	1,230,000	1,170,000									
I & I % OF TOTAL FLOW	29.06%	19.21%	38.82%									
<u>INFLUENT AVERAGE:</u>												
LBS / DAY BOD	2,696	2,852	2,355									
LBS / DAY TSS	4,615	5,000	3,869									
<u>EFFLUENT BOD:</u>												
AVERAGE BOD	2.8	3.4	2.8									
MAXIMUM BOD	4.0	4.5	5.3									
MINIMUM BOD	1.0	1.9	1.6									
<u>EFFLUENT TSS:</u>												
AVERAGE TSS	17	17	12									
MAXIMUM TSS	19	23	25									
MINIMUM TSS	5	13	7									
# OF DAYS OVER												
PERMIT LIMITS	0	0	0									
ELECTRIC USE - KWH	110,728	108,592	89,600									
ELECTRIC USE - COST	\$9,146.13	\$8,969.70	\$7,400.96									
<u>REVENUE:</u>												
RESIDENTIAL	\$117,874.58	\$116,425.79	\$109,287.30									
COMMERCIAL	\$31,486.23	\$37,367.94	\$34,848.09									
INDUSTRIAL	\$38,326.82	\$42,628.76	\$67,813.95									
TOTAL REVENUE	\$187,687.63	\$196,422.49	\$211,949.34	\$0.00	\$0.00	\$0.00	\$0.00	\$0.00	\$0.00	\$0.00	\$0.00	\$0.00

WASTEWATER DEPARTMENT TOTALS YEAR TO DATE

	YEAR	
	2024	2023
BOD = Biodegradable Oxygen Demand		
TSS= Total Suspended Solids		
TOTAL FLOW TO PLANT, GALLONS	120,190,000	126,820,000
I & I % OF TOTAL FLOW	29.03%	25.06%
DAYS EXCEEDING PERMIT LIMITS	0	0
TOTAL ELECTRIC - KWH	308,920	290,460
TOTAL ELECTRIC - COST	\$25,516.79	\$ 20,714.94
TOTAL RESIDENTIAL REVENUE	\$343,587.67	\$322,697.75
TOTAL COMMERCIAL REVENUE	\$103,702.26	\$94,041.38
TOTAL INDUSTRIAL REVENUE	\$148,769.53	\$138,138.71
TOTAL REVENUE	\$596,059.46	\$554,877.84



Fairmont Public Utilities Commission
May 7, 2024

Agenda Item: 6

From: Julie Zarling, Assistant Finance Director
To: Public Utilities Commission

Subject: Record of Disbursements- March 2024

Policy/Action Requested:

Vote Required: X Simple Majority _____ Roll Call

Recommendation: Approval

Overview:

Approval is requested for the Commissioners' Record of Disbursements for March 2024

Budget Impact:

Attachments: PUC Check Listing for March 2024

PUC Action: _____ Date: _____

AP
PUC CHECKS



User: juliezar
Printed: 4/12/2024 9:49:03 AM

Last Name	Acct 1	Amount	Check Date	Check Num	Description
ABM Equipment & Supply, LLC	602-49450-40500	126.20	4/10/2024	164160	#453 limit switch
		<hr/>			
ABM Equipment & Supply, LLC		126.20			
Air Products and Chemicals, Inc.	601-00000-14206	3,408.74	3/15/2024	163949	41,570 lb of liquid carbon dioxide
		<hr/>			
Air Products and Chemicals, Inc.		3,408.74			
Amazon Capital Services	601-49400-20120	13.46	3/20/2024	164018	Office Supplies Water Plant
Amazon Capital Services	601-49430-40200	2,400.00	3/8/2024	163838	Magnetic Locators
Amazon Capital Services	602-49450-40200	49.48	3/20/2024	164018	Revalved Full Port 1-1/2" Brass Ball Valve-Lead Free
Amazon Capital Services	602-49450-40500	110.00	3/14/2024	163910	Halogen Tail Light Right Rear Brake Lamp Replacement
		<hr/>			
Amazon Capital Services		2,572.94			
American Welding & Gas, Inc.	602-49470-40200	134.56	4/10/2024	164161	cylinder rental
		<hr/>			
American Welding & Gas, Inc.		134.56			
Anderson Brielle	602-00000-20200	0.92	3/1/2024	163779	Refund Check 018979-000, 1030 N Prairie Avenue
Anderson Brielle	604-00000-20200	0.87	3/1/2024	163779	Refund Check 018979-000, 1030 N Prairie Avenue
Anderson Brielle	601-00000-20200	6.03	3/1/2024	163779	Refund Check 018979-000, 1030 N Prairie Avenue
Anderson Brielle	602-00000-20200	0.49	3/1/2024	163779	Refund Check 018979-000, 1030 N Prairie Avenue
Anderson Brielle	604-00000-20200	0.11	3/1/2024	163779	Refund Check 018979-000, 1030 N Prairie Avenue
Anderson Brielle	601-00000-20200	0.55	3/1/2024	163779	Refund Check 018979-000, 1030 N Prairie Avenue
Anderson Brielle	604-00000-20200	11.81	3/1/2024	163779	Refund Check 018979-000, 1030 N Prairie Avenue
Anderson Brielle	601-00000-20200	5.96	3/1/2024	163779	Refund Check 018979-000, 1030 N Prairie Avenue
Anderson Brielle	602-00000-20200	4.84	3/1/2024	163779	Refund Check 018979-000, 1030 N Prairie Avenue
		<hr/>			
Anderson Brielle		31.58			
Aqua-Pure Inc.	601-49400-31400	46.00	4/10/2024	164162	1 gal of pH 7.00 buffer

Last Name	Acct 1	Amount	Check Date	Check Num	Description
Aqua-Pure Inc.		46.00			
Aramark Uniform Services	601-49400-31200	536.69	3/22/2024	164032	laundrying services
Aramark Uniform Services		536.69			
Arnold Motor Supply	604-49570-43900	45.48	4/10/2024	164163	brake cleaner
Arnold Motor Supply		45.48			
Baarts Michael	602-00000-20200	4.71	3/1/2024	163780	Refund Check 018262-000, 1920 Albion Ave
Baarts Michael	604-00000-20200	25.27	3/1/2024	163780	Refund Check 018262-000, 1920 Albion Ave
Baarts Michael	604-00000-20200	0.06	3/1/2024	163780	Refund Check 018262-000, 1920 Albion Ave
Baarts Michael	601-00000-20200	23.14	3/1/2024	163780	Refund Check 018262-000, 1920 Albion Ave
Baarts Michael	602-00000-20200	2.52	3/1/2024	163780	Refund Check 018262-000, 1920 Albion Ave
Baarts Michael	601-00000-20200	2.78	3/1/2024	163780	Refund Check 018262-000, 1920 Albion Ave
Baarts Michael	602-00000-20200	12.98	3/1/2024	163780	Refund Check 018262-000, 1920 Albion Ave
Baarts Michael	601-00000-20200	11.65	3/1/2024	163780	Refund Check 018262-000, 1920 Albion Ave
Baarts Michael	604-00000-20200	1.86	3/1/2024	163780	Refund Check 018262-000, 1920 Albion Ave
Baarts Michael		84.97			
Beemer Companies	602-49450-40200	450.00	3/22/2024	164033	4-8" test ball & guage
Beemer Companies		450.00			
Betts Paul/Mary	604-00000-20200	71.73	3/1/2024	163781	Refund Check 011213-001, 107 E 2nd Street
Betts Paul/Mary	604-00000-20200	0.13	3/1/2024	163781	Refund Check 011213-001, 107 E 2nd Street
Betts Paul/Mary	604-00000-20200	5.29	3/1/2024	163781	Refund Check 011213-001, 107 E 2nd Street
Betts Paul/Mary		77.15			
Bevcomm Inc	604-49570-31200	1,267.04	3/8/2024	163841	Computer Related Services
Bevcomm Inc		1,267.04			
Bock Randall	601-49440-32100	46.44	3/6/2024	0	March 2024 Cell Phone Reimbursement
Bock Randall		46.44			
Bomgaars Supply	601-49400-43900	18.97	4/10/2024	164164	jb wld and wire brush
Bomgaars Supply	602-49450-43900	62.26	4/10/2024	164164	zip ties, rope, cord

Last Name	Acct 1	Amount	Check Date	Check Num	Description
Bomgaars Supply	602-49450-40400	119.99	4/10/2024	164164	dewalt 8" grinder
Bomgaars Supply	604-00000-16400	229.92	4/10/2024	164164	ractchets, carbon monoxide alarm, pliers - CIP - boring machine
Bomgaars Supply	602-49470-40200	26.99	4/10/2024	164164	50:1 premix fuel
Bomgaars Supply	604-00000-16400	57.93	4/10/2024	164164	fasteners, wrench, brush - CIP - boring machine
Bomgaars Supply	604-00000-16400	-119.96	4/10/2024	164164	ratchets - CIP - boring machine
Bomgaars Supply	601-49430-43900	49.73	4/10/2024	164164	pipe insulation, ratchets
Bomgaars Supply		445.83			
Buckmeier Cecil	602-00000-20200	0.72	3/1/2024	163782	Refund Check 018584-000, 541 Burton Ln
Buckmeier Cecil	602-00000-20200	1.36	3/1/2024	163782	Refund Check 018584-000, 541 Burton Ln
Buckmeier Cecil	602-00000-20200	24.91	3/1/2024	163782	Refund Check 018584-000, 541 Burton Ln
Buckmeier Cecil	604-00000-20200	19.27	3/1/2024	163782	Refund Check 018584-000, 541 Burton Ln
Buckmeier Cecil	604-00000-20200	1.43	3/1/2024	163782	Refund Check 018584-000, 541 Burton Ln
Buckmeier Cecil	601-00000-20200	22.35	3/1/2024	163782	Refund Check 018584-000, 541 Burton Ln
Buckmeier Cecil	601-00000-20200	0.80	3/1/2024	163782	Refund Check 018584-000, 541 Burton Ln
Buckmeier Cecil	601-00000-20200	44.39	3/1/2024	163782	Refund Check 018584-000, 541 Burton Ln
Buckmeier Cecil		115.23			
C & B Operations, LLC	602-49450-40400	176.57	4/10/2024	164165	#445 switch
C & B Operations, LLC		176.57			
CarCo Automotive, Inc	602-00000-16440	15.00	3/6/2024	163808	State Admin Fee 2020 Ford F550
CarCo Automotive, Inc		15.00			
Carpet Plus Fairmont	602-00000-16200	378.82	4/10/2024	164166	cove base, feather finish, cta 20 - CIP - lab/office updates
Carpet Plus Fairmont	602-00000-16200	5,278.94	4/10/2024	164166	972 sqft of loften limestone - CIP - lab/office updates
Carpet Plus Fairmont		5,657.76			
Carquest Auto Parts Stores	601-49400-40400	300.83	4/10/2024	164167	#677 hoses
Carquest Auto Parts Stores	604-49570-40500	28.13	4/10/2024	164167	#254 battery
Carquest Auto Parts Stores	602-49450-40500	80.01	4/10/2024	164167	#445 hydraulic hose made
Carquest Auto Parts Stores	601-49400-40400	234.00	4/10/2024	164167	#677 hoses and fittings
Carquest Auto Parts Stores		642.97			
Cintas Corporation	604-49570-43760	1,720.20	4/10/2024	164168	laundrying services
Cintas Corporation	602-49450-31200	33.02	3/14/2024	163917	First Aid Supplies Waste Water Treatment Plant
Cintas Corporation	601-49400-31200	554.75	4/10/2024	164168	laundrying services

Last Name	Acct 1	Amount	Check Date	Check Num	Description
Cintas Corporation		2,307.97			
Colonial Life	604-00000-21812	52.02	3/13/2024	163902	PR Batch 00001.03.2024 Colonial Cancer
Colonial Life	604-00000-21812	62.11	3/27/2024	164043	PR Batch 00002.03.2024 Colonial Cancer
Colonial Life	602-00000-21812	98.09	3/27/2024	164043	PR Batch 00002.03.2024 Colonial Life Insurance
Colonial Life	604-00000-21812	192.56	3/27/2024	164043	PR Batch 00002.03.2024 Colonial Life Insurance
Colonial Life	604-00000-21812	246.19	3/13/2024	163902	PR Batch 00001.03.2024 Colonial Disability
Colonial Life	601-00000-21812	19.83	3/13/2024	163902	PR Batch 00001.03.2024 Colonial GroupSpecifiedDisease
Colonial Life	601-00000-21812	216.42	3/27/2024	164043	PR Batch 00002.03.2024 Colonial Disability
Colonial Life	604-00000-21812	46.21	3/13/2024	163902	PR Batch 00001.03.2024 Colonial Group Accident
Colonial Life	602-00000-21812	98.08	3/13/2024	163902	PR Batch 00001.03.2024 Colonial Life Insurance
Colonial Life	604-00000-21812	192.56	3/13/2024	163902	PR Batch 00001.03.2024 Colonial Life Insurance
Colonial Life	602-00000-21812	23.71	3/13/2024	163902	PR Batch 00001.03.2024 Colonial Cancer
Colonial Life	601-00000-21812	144.33	3/27/2024	164043	PR Batch 00002.03.2024 Colonial Life Insurance
Colonial Life	601-00000-21812	64.55	3/13/2024	163902	PR Batch 00001.03.2024 Colonial Cancer
Colonial Life	601-00000-21812	59.47	3/27/2024	164043	PR Batch 00002.03.2024 Colonial Cancer
Colonial Life	604-00000-21812	11.00	3/27/2024	164043	PR Batch 00002.03.2024 Colonial GroupSpecifiedDisease
Colonial Life	601-00000-21812	18.95	3/27/2024	164043	PR Batch 00002.03.2024 Colonial GroupSpecifiedDisease
Colonial Life	601-00000-21812	216.45	3/13/2024	163902	PR Batch 00001.03.2024 Colonial Disability
Colonial Life	602-00000-21812	14.41	3/27/2024	164043	PR Batch 00002.03.2024 Colonial GroupSpecifiedDisease
Colonial Life	601-00000-21812	53.72	3/27/2024	164043	PR Batch 00002.03.2024 Colonial Group Accident
Colonial Life	602-00000-21812	135.25	3/27/2024	164043	PR Batch 00002.03.2024 Colonial Disability
Colonial Life	602-00000-21812	54.90	3/13/2024	163902	PR Batch 00001.03.2024 Colonial Group Accident
Colonial Life	601-00000-21812	144.32	3/13/2024	163902	PR Batch 00001.03.2024 Colonial Life Insurance
Colonial Life	601-00000-21812	56.17	3/13/2024	163902	PR Batch 00001.03.2024 Colonial Group Accident
Colonial Life	602-00000-21812	52.46	3/27/2024	164043	PR Batch 00002.03.2024 Colonial Group Accident
Colonial Life	604-00000-21812	51.09	3/27/2024	164043	PR Batch 00002.03.2024 Colonial Group Accident
Colonial Life	602-00000-21812	18.70	3/27/2024	164043	PR Batch 00002.03.2024 Colonial Cancer
Colonial Life	602-00000-21812	15.28	3/13/2024	163902	PR Batch 00001.03.2024 Colonial GroupSpecifiedDisease
Colonial Life	602-00000-21812	135.26	3/13/2024	163902	PR Batch 00001.03.2024 Colonial Disability
Colonial Life	604-00000-21812	246.23	3/27/2024	164043	PR Batch 00002.03.2024 Colonial Disability
Colonial Life	604-00000-21812	9.25	3/13/2024	163902	PR Batch 00001.03.2024 Colonial GroupSpecifiedDisease
Colonial Life		2,749.57			
Coxworth Water Conditioning	601-49400-31400	284.51	3/22/2024	164035	filters and micron
Coxworth Water Conditioning		284.51			
Culligan Water of Fairmont	602-49450-31200	381.04	3/15/2024	163950	service call and UV bulb

Last Name	Acct 1	Amount	Check Date	Check Num	Description
Culligan Water of Fairmont		381.04			
Dakota Riggers & Tool Supply, Inc.	604-49570-40400	980.59	4/10/2024	164169	slip hook, grab hook
Dakota Riggers & Tool Supply, Inc.		980.59			
Dakota Supply Group	601-49430-40200	1,907.68	3/15/2024	163951	repair ball curb, repair clamps
Dakota Supply Group	601-49430-40200	3,301.67	3/15/2024	163951	3" hydrant meter
Dakota Supply Group		5,209.35			
Deling Orville	604-49595-43990	50.00	3/15/2024	163952	residential furnace rebate
Deling Orville		50.00			
Denny Troy	601-49400-31400	49.30	3/15/2024	163953	TOC/ALK sample box
Denny Troy	601-49400-31400	66.10	4/10/2024	164170	THM/HAA5 sample
Denny Troy		115.40			
DGR Engineering	604-00000-16500	965.00	4/10/2024	164171	10th street substation upgrades- CIP - 10th st substation upgrad
DGR Engineering	604-49570-22300	324.00	4/10/2024	164171	services through 2/29/24
DGR Engineering	604-00000-16500	6,415.80	4/10/2024	164171	10th street substation modifications - CIP - 10th st design
DGR Engineering		7,704.80			
Ditch Witch Of Minnesota, Inc.	604-00000-16400	6,261.00	4/10/2024	164172	upgrade difference - CIP - replace boring machine
Ditch Witch Of Minnesota, Inc.	604-00000-16400	22,085.00	3/22/2024	164036	2021 Felling Trailer - CIP - replace boring machine
Ditch Witch Of Minnesota, Inc.	604-00000-16400	187,991.00	3/22/2024	164036	JT20 directional bore machine - CIP - replace boring machine
Ditch Witch Of Minnesota, Inc.		216,337.00			
EFTPS	604-00000-21803	2,897.79	3/27/2024	0	PR Batch 00002.03.2024 FICA Employer Portion
EFTPS	602-00000-21803	1,448.17	3/13/2024	0	PR Batch 00001.03.2024 FICA Employee Portion
EFTPS	604-00000-21809	741.07	3/13/2024	0	PR Batch 00001.03.2024 Medicare Employee Portion
EFTPS	601-00000-21803	2,364.20	3/13/2024	0	PR Batch 00001.03.2024 FICA Employee Portion
EFTPS	604-00000-21803	2,897.79	3/27/2024	0	PR Batch 00002.03.2024 FICA Employee Portion
EFTPS	604-00000-21809	677.73	3/27/2024	0	PR Batch 00002.03.2024 Medicare Employee Portion
EFTPS	604-00000-21809	677.73	3/27/2024	0	PR Batch 00002.03.2024 Medicare Employer Portion
EFTPS	604-00000-21809	741.07	3/13/2024	0	PR Batch 00001.03.2024 Medicare Employer Portion
EFTPS	602-00000-21801	1,968.67	3/13/2024	0	PR Batch 00001.03.2024 Federal Income Tax
EFTPS	602-00000-21809	323.98	3/27/2024	0	PR Batch 00002.03.2024 Medicare Employer Portion

Last Name	Acct 1	Amount	Check Date	Check Num	Description
EFTPS	604-00000-21801	5,485.83	3/13/2024	0	PR Batch 00001.03.2024 Federal Income Tax
EFTPS	602-00000-21809	338.67	3/13/2024	0	PR Batch 00001.03.2024 Medicare Employer Portion
EFTPS	604-00000-21801	4,951.70	3/27/2024	0	PR Batch 00002.03.2024 Federal Income Tax
EFTPS	602-00000-21803	1,385.42	3/27/2024	0	PR Batch 00002.03.2024 FICA Employee Portion
EFTPS	604-00000-21803	3,168.65	3/13/2024	0	PR Batch 00001.03.2024 FICA Employer Portion
EFTPS	601-00000-21809	552.92	3/13/2024	0	PR Batch 00001.03.2024 Medicare Employer Portion
EFTPS	602-00000-21809	323.98	3/27/2024	0	PR Batch 00002.03.2024 Medicare Employee Portion
EFTPS	601-00000-21801	3,582.43	3/27/2024	0	PR Batch 00002.03.2024 Federal Income Tax
EFTPS	601-00000-21803	2,292.93	3/27/2024	0	PR Batch 00002.03.2024 FICA Employer Portion
EFTPS	601-00000-21809	552.92	3/13/2024	0	PR Batch 00001.03.2024 Medicare Employee Portion
EFTPS	601-00000-21803	2,364.20	3/13/2024	0	PR Batch 00001.03.2024 FICA Employer Portion
EFTPS	601-00000-21801	3,835.46	3/13/2024	0	PR Batch 00001.03.2024 Federal Income Tax
EFTPS	602-00000-21809	338.67	3/13/2024	0	PR Batch 00001.03.2024 Medicare Employee Portion
EFTPS	602-00000-21803	1,448.17	3/13/2024	0	PR Batch 00001.03.2024 FICA Employer Portion
EFTPS	604-00000-21803	3,168.65	3/13/2024	0	PR Batch 00001.03.2024 FICA Employee Portion
EFTPS	602-00000-21801	1,879.78	3/27/2024	0	PR Batch 00002.03.2024 Federal Income Tax
EFTPS	601-00000-21809	536.24	3/27/2024	0	PR Batch 00002.03.2024 Medicare Employee Portion
EFTPS	602-00000-21803	1,385.42	3/27/2024	0	PR Batch 00002.03.2024 FICA Employer Portion
EFTPS	601-00000-21803	2,292.93	3/27/2024	0	PR Batch 00002.03.2024 FICA Employee Portion
EFTPS	601-00000-21809	536.24	3/27/2024	0	PR Batch 00002.03.2024 Medicare Employer Portion
		<hr/>			
EFTPS		55,159.41			
Elan Financial Services	604-49570-20120	188.00	3/8/2024	163844	Charlie Abel Electrician License
Elan Financial Services	602-49495-33100	500.00	3/8/2024	163844	CDL License Class Hugget-Lucio
Elan Financial Services	602-00000-16500	1,275.86	3/8/2024	163844	Digester Improvements
Elan Financial Services	604-49570-43760	1,831.84	3/8/2024	163844	Dragonwear Cyclone FR Hoodie DFMC14
Elan Financial Services	604-49570-43900	96.63	3/8/2024	163844	Charge In Error Will Be Credited Next Month
Elan Financial Services	602-00000-16500	352.04	3/8/2024	163844	Digester Improvements
Elan Financial Services	602-49470-21200	95.50	3/8/2024	163844	Fuel WW Service Truck
Elan Financial Services	604-49570-33100	398.28	3/8/2024	163844	Jesse Lloyd Training 02/05 to 02/08/2024 Marshall, MN
Elan Financial Services	604-49570-22300	735.19	3/8/2024	163844	Wardrobe Cabinet-Electric Dept
Elan Financial Services	602-00000-16440	500.00	3/8/2024	163844	Down Payment for 2020 Ford F550 Waste Water
		<hr/>			
Elan Financial Services		5,973.34			
Fairmont Ford	602-49470-40500	106.37	4/10/2024	164173	#453 mirror switch
		<hr/>			
Fairmont Ford		106.37			
Fastenal Company	602-49470-40200	233.23	3/15/2024	163955	straps
Fastenal Company	604-49570-43900	12.71	3/15/2024	163955	nylock NE
Fastenal Company	602-49450-43900	43.59	3/15/2024	163955	lennox cut off wheel, sweep compound

Last Name	Acct 1	Amount	Check Date	Check Num	Description
Fastenal Company	604-49570-43900	9.65	3/15/2024	163955	PPHMS (50)
Fastenal Company	602-49450-43900	41.34	3/15/2024	163955	xl rubber gloves
		<hr/>			
Fastenal Company		340.52			
Federated Rural Electric Association	602-49470-38100	67.60	4/10/2024	164174	electric services-wwtp
Federated Rural Electric Association	602-49470-38100	59.60	3/15/2024	163956	electric services-wwtp
		<hr/>			
Federated Rural Electric Association		127.20			
Fleet & Farm Supply	602-49450-43900	56.77	4/10/2024	164175	key ring, garbage cans
Fleet & Farm Supply	601-49400-43900	17.99	4/10/2024	164175	9v batteries
Fleet & Farm Supply	604-00000-16400	36.57	4/10/2024	164175	hose shank and male adapter - CIP - boring machine
Fleet & Farm Supply	601-49430-43900	7.98	4/10/2024	164175	elbows
Fleet & Farm Supply	602-49450-40200	21.14	4/10/2024	164175	pale, bolts, nuts, jb weld
Fleet & Farm Supply	602-49450-43900	21.89	4/10/2024	164175	nuts, brush, degreaser
Fleet & Farm Supply	604-00000-16400	11.98	4/10/2024	164175	reducebushing - CIP - boring machine
Fleet & Farm Supply	604-49570-40400	42.98	4/10/2024	164175	coupler and hose
Fleet & Farm Supply	602-49450-43900	79.72	4/10/2024	164175	nails, hammer
Fleet & Farm Supply	602-49470-40200	13.56	4/10/2024	164175	stoppers
Fleet & Farm Supply	604-00000-16400	-18.99	4/10/2024	164175	hose shank return
Fleet & Farm Supply	601-49400-43900	36.99	4/10/2024	164175	scale
Fleet & Farm Supply	601-49400-43900	10.97	4/10/2024	164175	air freshener
Fleet & Farm Supply	602-49450-43900	12.69	4/10/2024	164175	plumming hose, jb weld
Fleet & Farm Supply	602-49450-43900	55.98	4/10/2024	164175	2' level
Fleet & Farm Supply	602-49450-43900	27.97	4/10/2024	164175	bleach, brush head and handle
		<hr/>			
Fleet & Farm Supply		436.19			
Foster Brynedra	604-00000-20200	157.40	3/1/2024	163783	Refund Check 017774-000, 600 Burton Lane 110
		<hr/>			
Foster Brynedra		157.40			
Foty Lock LLC	602-49450-40500	24.99	3/22/2024	164037	#453 key
		<hr/>			
Foty Lock LLC		24.99			
Frontier Communications	604-49570-32100	50.98	3/15/2024	163957	507-238-1928-march
Frontier Communications	604-49570-32100	45.34	3/15/2024	163957	507-235-6081-march
		<hr/>			
Frontier Communications		96.32			
Further	601-00000-21811	937.06	3/27/2024	0	PR Batch 00002.03.2024 Health Savings Account

Last Name	Acct 1	Amount	Check Date	Check Num	Description
Further	602-00000-21811	460.58	3/27/2024	0	PR Batch 00002.03.2024 Health Savings Account
Further	604-00000-21811	343.86	3/13/2024	0	PR Batch 00001.03.2024 Health Savings Account
Further	601-00000-21811	937.06	3/13/2024	0	PR Batch 00001.03.2024 Health Savings Account
Further	604-00000-21811	343.88	3/27/2024	0	PR Batch 00002.03.2024 Health Savings Account
Further	602-00000-21811	460.59	3/13/2024	0	PR Batch 00001.03.2024 Health Savings Account
		3,483.03			
Further					
Goerndt Jarrod	604-49595-43989	143.91	3/15/2024	163958	residential fixtures rebate
		143.91			
Goerndt Jarrod					
Gopher State One Call, Inc.	601-49430-31200	26.73	4/10/2024	164176	Locating Expense-March
Gopher State One Call, Inc.	604-49570-31200	27.54	4/10/2024	164176	Locating Expense-March
Gopher State One Call, Inc.	602-49470-31200	26.73	4/10/2024	164176	Locating Expense-March
		81.00			
Gopher State One Call, Inc.					
Graham Tire Company	604-49570-40400	314.24	4/10/2024	164177	#254 trailer tire
		314.24			
Graham Tire Company					
Graphic Products, Inc.	604-49570-22300	195.14	4/10/2024	164178	east chain substation sign
		195.14			
Graphic Products, Inc.					
Graymont (WI) LLC	601-49400-21620	7,637.95	4/10/2024	164179	high calcium quicklime
		7,637.95			
Graymont (WI) LLC					
Haugen, Brad	602-00000-20200	1,000.00	3/14/2024	163923	Resco Warranty Pay Out for Failed Water Heater
		1,000.00			
Haugen, Brad					
Hawkins, Inc.	601-00000-14206	883.05	3/15/2024	163959	hydrofluosilicic acid
Hawkins, Inc.	602-49450-21620	11,794.76	3/15/2024	163959	ferric chloride 38% solution 47,940 lb
Hawkins, Inc.	602-49450-31400	1,498.00	4/10/2024	164180	soda ash 2700 lb
		14,175.81			
Hawkins, Inc.					
Heckman Mike	604-49570-43900	225.00	4/10/2024	164181	safety boot reimbursement

Last Name	Acct 1	Amount	Check Date	Check Num	Description
Heckman Mike		225.00			
Heide Miles	604-49570-33100	118.00	3/15/2024	163960	meal per diem and gas money reimbursement UMMA conference
Heide Miles		118.00			
Holtz Jessica	604-00000-20200	0.16	3/1/2024	163784	Refund Check 017084-001, 102 Scotts Ct #2
Holtz Jessica	602-00000-20200	3.43	3/1/2024	163784	Refund Check 017084-001, 102 Scotts Ct #2
Holtz Jessica	602-00000-20200	1.82	3/1/2024	163784	Refund Check 017084-001, 102 Scotts Ct #2
Holtz Jessica	604-00000-20200	3.50	3/1/2024	163784	Refund Check 017084-001, 102 Scotts Ct #2
Holtz Jessica	604-00000-20200	43.58	3/1/2024	163784	Refund Check 017084-001, 102 Scotts Ct #2
Holtz Jessica	601-00000-20200	2.02	3/1/2024	163784	Refund Check 017084-001, 102 Scotts Ct #2
Holtz Jessica		54.51			
IBEW, Local Union 949	601-00000-21807	788.87	3/13/2024	163904	PR Batch 00001.03.2024 Union Dues
IBEW, Local Union 949	604-00000-21807	778.49	3/13/2024	163904	PR Batch 00001.03.2024 Union Dues
IBEW, Local Union 949	602-00000-21807	273.57	3/13/2024	163904	PR Batch 00001.03.2024 Union Dues
IBEW, Local Union 949		1,840.93			
Impact Proven Solutions	601-49440-31200	703.95	3/22/2024	164038	Monthly Utility Billing-March
Impact Proven Solutions	602-49490-31200	429.62	3/22/2024	164038	Monthly Utility Billing-March
Impact Proven Solutions	604-49590-31200	2,359.85	3/22/2024	164038	Monthly Utility Billing-March
Impact Proven Solutions		3,493.42			
J. H. Larson	601-49430-40200	32.67	4/10/2024	164182	psm l530-fi
J. H. Larson	602-49470-40200	1,046.58	4/10/2024	164182	18W 4' LED tube lamps
J. H. Larson	604-49570-22300	188.68	4/10/2024	164182	clamp meter
J. H. Larson	602-49450-40200	200.07	4/10/2024	164182	effluent pump
J. H. Larson	602-49470-40200	305.02	4/10/2024	164182	4' sylvania T8's
J. H. Larson	602-49450-40400	98.38	4/10/2024	164182	250W metal halide
J. H. Larson	602-49470-40200	82.71	4/10/2024	164182	5000ft copper wire reel
J. H. Larson		1,954.11			
Leiding Nicole	604-49595-43990	50.00	3/15/2024	163961	residential furnace rebate
Leiding Nicole		50.00			
License Bureau	602-00000-16400	57.00	3/15/2024	163962	trailer for dump truck registration - CIP - contingency

Last Name	Acct 1	Amount	Check Date	Check Num	Description
License Bureau		57.00			
Lloyd Jessie	604-49570-33100	82.00	3/15/2024	163963	per diem meal reimbursement UMMA's 2024 winter meeting
Lloyd Jessie		82.00			
Mankato Bearing Co.	602-49450-40400	50.01	3/15/2024	163964	chain link
Mankato Bearing Co.	602-49450-40200	926.69	4/10/2024	164183	coil drives chain
Mankato Bearing Co.		976.70			
Mankato/Fairmont Fire & Safety	601-49400-31200	136.00	3/15/2024	163965	1-10# Fire Ext Cover
Mankato/Fairmont Fire & Safety		136.00			
Marco Technologies, LLC	601-49440-20220	37.16	3/19/2024	163993	Contract Base Rate 03/14 to 04/13/2024 Printers
Marco Technologies, LLC	602-49490-20220	24.76	3/19/2024	163993	Contract Base Rate 03/14 to 04/13/2024 Printers
Marco Technologies, LLC	604-49590-20120	44.40	3/8/2024	163858	Contract Base Rate 03/02/24 to 04/01/24, Usage 02/02/to 03/01/24
Marco Technologies, LLC	602-49490-20120	8.08	3/8/2024	163858	Contract Base Rate 03/02/24 to 04/01/24, Usage 02/02/to 03/01/24
Marco Technologies, LLC	604-49590-20220	37.15	3/19/2024	163993	Contract Base Rate 03/14 to 04/13/2024 Printers
Marco Technologies, LLC	601-49440-20120	13.25	3/8/2024	163858	Contract Base Rate 03/02/24 to 04/01/24, Usage 02/02/to 03/01/24
Marco Technologies, LLC		164.80			
Martin County Fair, Inc	604-49595-43901	757.74	3/15/2024	163966	commercial fixtures rebate
Martin County Fair, Inc		757.74			
Martin County Highway Dept	604-49570-21200	1,483.58	4/10/2024	164184	motor fuel-march
Martin County Highway Dept	601-49430-22300	8.08	4/10/2024	164184	new key-water
Martin County Highway Dept	602-49450-21200	84.33	4/10/2024	164184	motor fuel-march
Martin County Highway Dept	602-49470-22300	8.08	4/10/2024	164184	new key-WWTP
Martin County Highway Dept	601-49430-21200	754.46	4/10/2024	164184	motor fuel-march
Martin County Highway Dept	602-49470-21200	487.51	4/10/2024	164184	motor fuel-march
Martin County Highway Dept		2,826.04			
Meschke Patrick	604-49595-43990	50.00	3/15/2024	163967	residential furnace rebate
Meschke Patrick		50.00			
Metering & Technology Solutions	601-00000-16500	2,221.56	3/15/2024	163968	flanges and gaskets - CIP - AMI

Last Name	Acct 1	Amount	Check Date	Check Num	Description
Metering & Technology Solutions	601-00000-16500	9,669.25	3/15/2024	163968	2 meters - CIP - AMI
Metering & Technology Solutions		11,890.81			
Metro Sales Inc.	604-49570-20120	129.20	3/19/2024	163994	Contract Base Rate 03/03 to 06/02/24. Usage 12/03/23 to 03/02/24
Metro Sales Inc.		129.20			
Midco	604-49570-32100	300.70	3/19/2024	163995	March 2024 Telephone Electric Dept
Midco	604-49590-32100	203.98	3/19/2024	163995	March 2024 Telephone City Hall
Midco	601-49440-32100	60.85	3/19/2024	163995	March 2024 Telephone City Hall
Midco	601-49400-32100	367.75	3/19/2024	163995	March 2024 Telephone Water Plant
Midco	602-49450-32100	367.97	3/19/2024	163995	March 2024 Telephone Waster Water
Midco	602-49490-32100	37.34	3/19/2024	163995	March 2024 Telephone City Hall
Midco		1,338.59			
Midwest Garage Doors of Fairmont, Inc.	602-49450-43900	195.00	4/10/2024	164185	service call WWTP
Midwest Garage Doors of Fairmont, Inc.		195.00			
Minnesota State Retirement System	602-00000-21811	2.08	3/13/2024	0	PR Batch 00001.03.2024 Health Savings Plan AFSCME
Minnesota State Retirement System	604-00000-21811	3.25	3/27/2024	0	PR Batch 00002.03.2024 Health Savings Plan AFSCME
Minnesota State Retirement System	601-00000-21811	2.17	3/13/2024	0	PR Batch 00001.03.2024 Health Savings Plan AFSCME
Minnesota State Retirement System	604-00000-21811	3.24	3/13/2024	0	PR Batch 00001.03.2024 Health Savings Plan AFSCME
Minnesota State Retirement System	601-00000-21811	2.18	3/27/2024	0	PR Batch 00002.03.2024 Health Savings Plan AFSCME
Minnesota State Retirement System	602-00000-21811	2.08	3/27/2024	0	PR Batch 00002.03.2024 Health Savings Plan AFSCME
Minnesota State Retirement System		15.00			
MN AWWA	601-49445-33100	120.00	4/10/2024	164186	2024 Southwest District-powers, young, schiltz
MN AWWA		120.00			
Mn Child Support Payment	604-00000-21720	314.72	3/27/2024	164045	PR Batch 00002.03.2024 HR
Mn Child Support Payment	604-00000-21720	314.72	3/13/2024	163906	PR Batch 00001.03.2024 HR
Mn Child Support Payment		629.44			
MN Council 65 AFSCME	601-00000-21807	10.55	3/13/2024	163907	PR Batch 00001.03.2024 Union Dues
MN Council 65 AFSCME	602-00000-21807	9.98	3/13/2024	163907	PR Batch 00001.03.2024 Union Dues
MN Council 65 AFSCME	604-00000-21807	15.59	3/13/2024	163907	PR Batch 00001.03.2024 Union Dues

Last Name	Acct 1	Amount	Check Date	Check Num	Description
MN Council 65 AFSCME		36.12			
MN Dept Labor & Indust.	602-49450-31500	35.00	4/10/2024	164187	Permit ELE2309-01228 reinspection of 1301 Winnebago lift panel
MN Dept Labor & Indust.		35.00			
MN Dept Of Commerce	604-49595-43993	2,156.51	3/15/2024	163969	4th Quarter Fiscal Year 2024 Indirect Assessment
MN Dept Of Commerce		2,156.51			
MN Dept Of Health	601-49445-43300	23.00	3/15/2024	163970	class C water supply system operator renewal-clow
MN Dept Of Health	601-49445-43300	23.00	4/10/2024	164188	water supply system operator renewal-bock
MN Dept Of Health		46.00			
MN Dept Of Revenue	602-00000-21802	946.26	3/13/2024	0	PR Batch 00001.03.2024 State Income Tax
MN Dept Of Revenue	601-00000-21802	1,664.76	3/13/2024	0	PR Batch 00001.03.2024 State Income Tax
MN Dept Of Revenue	604-00000-21802	2,117.74	3/27/2024	0	PR Batch 00002.03.2024 State Income Tax
MN Dept Of Revenue	602-00000-21802	899.17	3/27/2024	0	PR Batch 00002.03.2024 State Income Tax
MN Dept Of Revenue	601-00000-21802	1,602.62	3/27/2024	0	PR Batch 00002.03.2024 State Income Tax
MN Dept Of Revenue	604-00000-21802	2,443.20	3/13/2024	0	PR Batch 00001.03.2024 State Income Tax
MN Dept Of Revenue		9,673.75			
MN Energy Resources Corp.	602-49450-38300	246.34	3/28/2024	164091	Gas Utilities 02/13/24 to 03/14/2024 301 E Margaret St
MN Energy Resources Corp.	602-49450-38300	329.31	3/28/2024	164091	Gas Utilities 02/13/24 to 03/14/2024 Burner 301 E Margaret St
MN Energy Resources Corp.	602-49450-38300	582.88	3/28/2024	164091	Gas Utilities 02/15/24 to 03/17/2024 400 E Margaret St
MN Energy Resources Corp.	602-49450-38300	871.78	3/28/2024	164070	Gas utilities Headwork 301 E Margaret St 02/13 to 03/13/2024
MN Energy Resources Corp.	602-49450-38300	3,686.25	3/28/2024	164070	Gas utilities Solid B 301 E Margaret St 02/15 to 03/18/24
MN Energy Resources Corp.	602-49470-38300	632.95	3/28/2024	164070	Gas utilities 100 Indus St 02/15 to 03/14/2024
MN Energy Resources Corp.	604-49570-38300	1,506.63	3/28/2024	164091	Gas Utilities 02/13/24 to 03/17/2024 1120 Marcus St
MN Energy Resources Corp.	601-49400-38300	3,157.38	3/28/2024	164070	Gas utilities 1001 Albion Ave 02/15 to 03/18/2024
MN Energy Resources Corp.		11,013.52			
Mn NCPERS Life Insurance	601-00000-21810	32.00	3/27/2024	164046	PR Batch 00002.03.2024 PERA Term Life
Mn NCPERS Life Insurance	604-00000-21810	48.00	3/27/2024	164046	PR Batch 00002.03.2024 PERA Term Life
Mn NCPERS Life Insurance	602-00000-21810	16.00	3/27/2024	164046	PR Batch 00002.03.2024 PERA Term Life
Mn NCPERS Life Insurance		96.00			
Mn Rural Water Assoc.	601-49440-31020	450.00	4/10/2024	164189	membership form 2024

Last Name	Acct 1	Amount	Check Date	Check Num	Description
Mn Rural Water Assoc.		450.00			
MN Valley Testing Lab	602-49450-31400	121.76	4/10/2024	164190	bod carbonaceous tests (4)
MN Valley Testing Lab	602-49450-31400	430.00	4/10/2024	164190	mercury testing
MN Valley Testing Lab	602-49450-31400	25.00	4/10/2024	164190	chloride
MN Valley Testing Lab	602-49450-31400	219.00	4/10/2024	164190	salty parameters
MN Valley Testing Lab	602-49450-31400	73.38	4/10/2024	164190	bod carbonaceous tests (2)
MN Valley Testing Lab	602-49450-31400	443.66	4/10/2024	164190	fecal coliform
MN Valley Testing Lab		1,312.80			
Motion Industries, Inc	601-49400-40400	1,757.12	4/10/2024	164191	#677 fittings
Motion Industries, Inc		1,757.12			
National Industrial & Safety Supply	604-49570-22300	728.10	3/22/2024	164039	wipes and UVB cable ties
National Industrial & Safety Supply		728.10			
NeonLink LLC	601-49400-31200	187.12	4/10/2024	164192	Enerlyte Payment Services-march
NeonLink LLC	602-49450-31200	114.20	4/10/2024	164192	Enerlyte Payment Services-march
NeonLink LLC	604-49570-31200	627.28	4/10/2024	164192	Enerlyte Payment Services-march
NeonLink LLC		928.60			
North Central Laboratories	602-49450-31400	559.70	4/10/2024	164193	orion ross
North Central Laboratories		559.70			
Nowak Jena	601-00000-20200	32.86	3/1/2024	163785	Refund Check 005527-002, 811 S Prairie Ave
Nowak Jena	602-00000-20200	16.27	3/1/2024	163785	Refund Check 005527-002, 811 S Prairie Ave
Nowak Jena	601-00000-20200	3.43	3/1/2024	163785	Refund Check 005527-002, 811 S Prairie Ave
Nowak Jena	602-00000-20200	3.10	3/1/2024	163785	Refund Check 005527-002, 811 S Prairie Ave
Nowak Jena	604-00000-20200	38.57	3/1/2024	163785	Refund Check 005527-002, 811 S Prairie Ave
Nowak Jena	604-00000-20200	0.23	3/1/2024	163785	Refund Check 005527-002, 811 S Prairie Ave
Nowak Jena	602-00000-20200	5.83	3/1/2024	163785	Refund Check 005527-002, 811 S Prairie Ave
Nowak Jena	604-00000-20200	2.86	3/1/2024	163785	Refund Check 005527-002, 811 S Prairie Ave
Nowak Jena	601-00000-20200	11.75	3/1/2024	163785	Refund Check 005527-002, 811 S Prairie Ave
Nowak Jena		114.90			
Oldcastle Infrastructure, Inc.	602-49470-40200	323.50	4/10/2024	164194	riser rings

Last Name	Acct 1	Amount	Check Date	Check Num	Description
Oldcastle Infrastructure, Inc.		323.50			
Olson Anneliese	601-00000-20200	2.00	3/1/2024	163786	Refund Check 018412-000, 531 Burton Ln
Olson Anneliese	604-00000-20200	5.26	3/1/2024	163786	Refund Check 018412-000, 531 Burton Ln
Olson Anneliese	604-00000-20200	0.39	3/1/2024	163786	Refund Check 018412-000, 531 Burton Ln
Olson Anneliese	604-00000-20200	0.16	3/1/2024	163786	Refund Check 018412-000, 531 Burton Ln
Olson Anneliese	602-00000-20200	0.16	3/1/2024	163786	Refund Check 018412-000, 531 Burton Ln
Olson Anneliese	601-00000-20200	0.19	3/1/2024	163786	Refund Check 018412-000, 531 Burton Ln
Olson Anneliese	602-00000-20200	1.58	3/1/2024	163786	Refund Check 018412-000, 531 Burton Ln
Olson Anneliese	602-00000-20200	0.32	3/1/2024	163786	Refund Check 018412-000, 531 Burton Ln
Olson Anneliese	601-00000-20200	1.93	3/1/2024	163786	Refund Check 018412-000, 531 Burton Ln
Olson Anneliese	604-00000-20200	3.50	3/1/2024	163786	Refund Check 018412-000, 531 Burton Ln
Olson Anneliese		15.49			
Olson Rentals, Inc.	604-49570-43900	128.32	3/15/2024	163971	carbide stripper, sander, sandpaper, scrubber
Olson Rentals, Inc.	604-49570-43900	19.26	3/15/2024	163971	linoleum roller
Olson Rentals, Inc.		147.58			
Osborn Brooke	602-00000-20200	94.85	3/1/2024	163787	Refund Check 018487-001, 615 N Orient St
Osborn Brooke	604-00000-20200	9.40	3/1/2024	163787	Refund Check 018487-001, 615 N Orient St
Osborn Brooke	601-00000-20200	6.42	3/1/2024	163787	Refund Check 018487-001, 615 N Orient St
Osborn Brooke	604-00000-20200	107.89	3/1/2024	163787	Refund Check 018487-001, 615 N Orient St
Osborn Brooke	601-00000-20200	212.86	3/1/2024	163787	Refund Check 018487-001, 615 N Orient St
Osborn Brooke	602-00000-20200	5.31	3/1/2024	163787	Refund Check 018487-001, 615 N Orient St
Osborn Brooke	604-00000-20200	19.30	3/1/2024	163787	Refund Check 018487-001, 615 N Orient St
Osborn Brooke	601-00000-20200	51.94	3/1/2024	163787	Refund Check 018487-001, 615 N Orient St
Osborn Brooke	602-00000-20200	9.95	3/1/2024	163787	Refund Check 018487-001, 615 N Orient St
Osborn Brooke		517.92			
Patten Roofing Co.	602-00000-16500	14,142.00	4/10/2024	164195	roof coatings - CIP - digester improvements
Patten Roofing Co.		14,142.00			
PC Janitorial Supply	601-49400-43900	56.00	4/10/2024	164196	paper towel
PC Janitorial Supply		56.00			
Polydyne Inc.	602-49450-21620	-3,798.00	4/10/2024	164197	450LB drum calrifloc CE-2465
Polydyne Inc.	602-49450-21620	4,853.00	4/10/2024	164197	2300 LB IBC clarifloc C-6266x

Last Name	Acct 1	Amount	Check Date	Check Num	Description
Polydyne Inc.	602-49450-21620	2,848.50	4/10/2024	164197	450LB drum calrifloc CE-2465
Polydyne Inc.		3,903.50			
Powers Brady	601-49440-32100	46.44	3/6/2024	163825	March 2024 Cell Phone Reimbursement
Powers Brady		46.44			
Prairie Lakes Transit	604-49595-43901	300.00	3/15/2024	163972	commercial fixtures rebate
Prairie Lakes Transit		300.00			
Prairieland Solid Waste Mgmnt	602-49450-38420	56.67	4/10/2024	164198	solid waste disposal 3/25 @ 10:51
Prairieland Solid Waste Mgmnt	601-49430-40200	40.48	4/10/2024	164198	solid waste disposal 3/5 @ 9:01
Prairieland Solid Waste Mgmnt	602-49450-38420	43.70	4/10/2024	164198	solid waste disposal 3/15 @ 11:05
Prairieland Solid Waste Mgmnt		140.85			
Pritts-Steuber Electric Motors, Inc	604-49570-40300	523.10	4/10/2024	164199	1 HP C Face Single Phase motor
Pritts-Steuber Electric Motors, Inc	602-49470-40400	312.00	4/10/2024	164199	new exhaust fan
Pritts-Steuber Electric Motors, Inc	602-49470-40200	180.00	4/10/2024	164199	1/12 HP Fam Motor
Pritts-Steuber Electric Motors, Inc	602-49470-40200	693.70	3/15/2024	163973	2 new bearings in motor for lake aires lift
Pritts-Steuber Electric Motors, Inc		1,708.80			
Public Utilities Commission	604-49570-40300	74.63	3/19/2024	163998	March 2024 EV Charging Station WInnebago Softball Complex
Public Utilities Commission		74.63			
Quality Flow Systems, Inc	602-00000-16500	23,800.00	3/15/2024	163974	install new pumps at sylvania - CIP - lift station rehab/repair
Quality Flow Systems, Inc	601-49400-40200	3,360.00	3/15/2024	163974	lime blow down pit #1 pump 2
Quality Flow Systems, Inc	602-00000-16500	2,582.50	3/22/2024	164040	general repair - CIP - digester improvements 2024
Quality Flow Systems, Inc	602-00000-16500	41,653.50	3/22/2024	164040	DeZurik plug valve - CIP - digester improvements 2024
Quality Flow Systems, Inc		71,396.00			
Reserve Account	602-49490-32200	66.41	3/28/2024	164078	Prepaid Postage for Postage Meter
Reserve Account	601-49440-32200	108.81	3/28/2024	164078	Prepaid Postage for Postage Meter
Reserve Account	604-49590-32200	364.78	3/28/2024	164078	Prepaid Postage for Postage Meter
Reserve Account		540.00			
Retirement Association Public Employees	601-00000-21804	2,917.14	3/27/2024	0	PR Batch 00002.03.2024 PERA Employer

Last Name	Acct 1	Amount	Check Date	Check Num	Description
Retirement Association Public Employees	604-00000-21804	3,022.44	3/27/2024	0	PR Batch 00002.03.2024 PERA
Retirement Association Public Employees	604-00000-21804	3,001.51	3/13/2024	0	PR Batch 00001.03.2024 PERA
Retirement Association Public Employees	602-00000-21804	1,752.03	3/27/2024	0	PR Batch 00002.03.2024 PERA Employer
Retirement Association Public Employees	601-00000-21804	3,020.90	3/13/2024	0	PR Batch 00001.03.2024 PERA Employer
Retirement Association Public Employees	602-00000-21804	1,594.53	3/13/2024	0	PR Batch 00001.03.2024 PERA
Retirement Association Public Employees	601-00000-21804	2,618.13	3/13/2024	0	PR Batch 00001.03.2024 PERA
Retirement Association Public Employees	601-00000-21804	2,528.17	3/27/2024	0	PR Batch 00002.03.2024 PERA
Retirement Association Public Employees	602-00000-21804	1,839.85	3/13/2024	0	PR Batch 00001.03.2024 PERA Employer
Retirement Association Public Employees	602-00000-21804	1,518.42	3/27/2024	0	PR Batch 00002.03.2024 PERA
Retirement Association Public Employees	604-00000-21804	3,463.27	3/13/2024	0	PR Batch 00001.03.2024 PERA Employer
Retirement Association Public Employees	604-00000-21804	3,487.42	3/27/2024	0	PR Batch 00002.03.2024 PERA Employer
		<hr/>			
Retirement Association Public Employees		30,763.81			
Retrofit Companies, Inc.	604-49570-38420	174.78	4/10/2024	164200	recycle lamps and misc electronics-line
Retrofit Companies, Inc.	602-49450-38420	174.78	4/10/2024	164200	recycle lamps and misc electronics-WWTP
Retrofit Companies, Inc.	601-49400-38420	174.77	4/10/2024	164200	recycle lamps and misc electronics-water
		<hr/>			
Retrofit Companies, Inc.		524.33			
River Bend Business Products	604-49590-20120	57.75	3/20/2024	164027	Office Supplies
River Bend Business Products	602-49490-20120	10.51	3/20/2024	164027	Office Supplies
River Bend Business Products	601-49440-20120	17.22	3/20/2024	164027	Office Supplies
		<hr/>			
River Bend Business Products		85.48			
Rod Anderson & Sons	601-49400-31200	3,795.00	4/10/2024	164201	15 loads for 330yds @ \$11.50/yd from 1/4/24 to 3/26/24 lime haul
		<hr/>			
Rod Anderson & Sons		3,795.00			
Roiger Emily	604-49595-43986	25.00	3/15/2024	163975	residential freezer rebate
		<hr/>			
Roiger Emily		25.00			
Schaefer Shawn D	601-49440-33100	87.00	3/22/2024	164041	water school rochester meal per diem reimbursement
		<hr/>			
Schaefer Shawn D		87.00			
Schiltz David	602-49450-32100	46.44	3/6/2024	163828	March 2024 Cell Phone Reimbursement
		<hr/>			
Schiltz David		46.44			
Silva Haley	601-00000-20200	17.86	3/1/2024	163788	Refund Check 019031-000, 118 LAKEVIEW ST

Last Name	Acct 1	Amount	Check Date	Check Num	Description
Silva Haley	602-00000-20200	2.69	3/1/2024	163788	Refund Check 019031-000, 118 LAKEVIEW ST
Silva Haley	601-00000-20200	35.49	3/1/2024	163788	Refund Check 019031-000, 118 LAKEVIEW ST
Silva Haley	602-00000-20200	5.05	3/1/2024	163788	Refund Check 019031-000, 118 LAKEVIEW ST
Silva Haley	601-00000-20200	2.99	3/1/2024	163788	Refund Check 019031-000, 118 LAKEVIEW ST
Silva Haley	604-00000-20200	16.62	3/1/2024	163788	Refund Check 019031-000, 118 LAKEVIEW ST
Silva Haley	602-00000-20200	19.92	3/1/2024	163788	Refund Check 019031-000, 118 LAKEVIEW ST
Silva Haley	604-00000-20200	0.02	3/1/2024	163788	Refund Check 019031-000, 118 LAKEVIEW ST
Silva Haley	604-00000-20200	1.22	3/1/2024	163788	Refund Check 019031-000, 118 LAKEVIEW ST
Silva Haley		101.86			
Squeegee Brothers	601-49400-31200	59.00	3/15/2024	163976	window cleaning-february
Squeegee Brothers	601-49400-31200	1,304.00	4/10/2024	164202	water plant window cleaning-march
Squeegee Brothers		1,363.00			
Stuart C. Irby Co	604-49570-22300	1,286.12	4/10/2024	164203	lineman gloves, glove testing
Stuart C. Irby Co	604-49570-22300	134.54	4/10/2024	164203	grounding clamp
Stuart C. Irby Co	604-49570-22300	275.00	4/10/2024	164203	rain bibs and jacket
Stuart C. Irby Co		1,695.66			
Subsurface Solutions	604-49570-40400	694.73	4/10/2024	164204	transmitter clamp 5"
Subsurface Solutions		694.73			
TMI Coatings, Inc	602-00000-16500	26,880.00	4/10/2024	164205	calrifier coating, 30% completed - CIP - Digester improvements
TMI Coatings, Inc		26,880.00			
Truck Center Companies East LLC	604-49570-40500	4,755.70	3/19/2024	164005	Turbo Housing Is Cracked Remove & Install New #224 Electric
Truck Center Companies East LLC		4,755.70			
U C Laboratory, Inc	601-49400-31400	287.90	4/10/2024	164206	total coliform 3.2024
U C Laboratory, Inc		287.90			
USA Blue Book	601-49400-31400	361.73	4/10/2024	164207	black polyethylene tubing, ammonia chemkey
USA Blue Book		361.73			
Vantage Transfer - 301177	602-00000-21808	442.62	3/13/2024	0	PR Batch 00001.03.2024 ICMA- Percent

Last Name	Acct 1	Amount	Check Date	Check Num	Description
Vantage Transfer - 301177	602-00000-21808	60.84	3/27/2024	0	PR Batch 00002.03.2024 ICMA Payroll Roth IRA
Vantage Transfer - 301177	604-00000-21808	158.88	3/27/2024	0	PR Batch 00002.03.2024 ICMA- Percent
Vantage Transfer - 301177	601-00000-21808	58.70	3/27/2024	0	PR Batch 00002.03.2024 ICMA- Percent
Vantage Transfer - 301177	602-00000-21808	60.84	3/13/2024	0	PR Batch 00001.03.2024 ICMA Payroll Roth IRA
Vantage Transfer - 301177	604-00000-21808	447.97	3/27/2024	0	PR Batch 00002.03.2024 ICMA Payroll Roth IRA
Vantage Transfer - 301177	604-00000-21808	447.96	3/13/2024	0	PR Batch 00001.03.2024 ICMA Payroll Roth IRA
Vantage Transfer - 301177	601-00000-21808	293.71	3/27/2024	0	PR Batch 00002.03.2024 ICMA
Vantage Transfer - 301177	604-00000-21808	1,893.21	3/27/2024	0	PR Batch 00002.03.2024 ICMA
Vantage Transfer - 301177	602-00000-21808	126.44	3/27/2024	0	PR Batch 00002.03.2024 ICMA
Vantage Transfer - 301177	601-00000-21808	107.21	3/13/2024	0	PR Batch 00001.03.2024 ICMA Loan Repayment
Vantage Transfer - 301177	602-00000-21808	142.57	3/13/2024	0	PR Batch 00001.03.2024 ICMA
Vantage Transfer - 301177	601-00000-21808	163.89	3/13/2024	0	PR Batch 00001.03.2024 ICMA Payroll Roth IRA
Vantage Transfer - 301177	604-00000-21808	110.92	3/13/2024	0	PR Batch 00001.03.2024 ICMA- Percent
Vantage Transfer - 301177	604-00000-21808	248.03	3/27/2024	0	PR Batch 00002.03.2024 ICMA Loan Repayment
Vantage Transfer - 301177	604-00000-21808	248.03	3/13/2024	0	PR Batch 00001.03.2024 ICMA Loan Repayment
Vantage Transfer - 301177	601-00000-21808	107.21	3/27/2024	0	PR Batch 00002.03.2024 ICMA Loan Repayment
Vantage Transfer - 301177	601-00000-21808	82.60	3/13/2024	0	PR Batch 00001.03.2024 ICMA- Percent
Vantage Transfer - 301177	601-00000-21808	318.83	3/13/2024	0	PR Batch 00001.03.2024 ICMA
Vantage Transfer - 301177	601-00000-21808	163.89	3/27/2024	0	PR Batch 00002.03.2024 ICMA Payroll Roth IRA
Vantage Transfer - 301177	602-00000-21808	418.85	3/27/2024	0	PR Batch 00002.03.2024 ICMA- Percent
Vantage Transfer - 301177	604-00000-21808	2,001.98	3/13/2024	0	PR Batch 00001.03.2024 ICMA
		<hr/>			
Vantage Transfer - 301177		8,105.18			
Verizon Wireless	601-49400-32100	847.72	3/6/2024	163834	Cell Phone 01/21 to 02/20/2024 Water
Verizon Wireless	602-49450-32100	46.24	3/6/2024	163834	Cell Phone 01/21 to 02/20/2024 Waste Water
Verizon Wireless	604-49570-32100	255.27	3/6/2024	163834	Cell Phone 01/21 to 02/20/2024 Electric
		<hr/>			
Verizon Wireless		1,149.23			
Vogel Kathleen	604-00000-20200	23.18	3/1/2024	163789	Refund Check 018864-000, 620 Summit Dr #404
Vogel Kathleen	604-00000-20200	1.72	3/1/2024	163789	Refund Check 018864-000, 620 Summit Dr #404
Vogel Kathleen	601-00000-20200	10.65	3/1/2024	163789	Refund Check 018864-000, 620 Summit Dr #404
Vogel Kathleen	604-00000-20200	0.01	3/1/2024	163789	Refund Check 018864-000, 620 Summit Dr #404
Vogel Kathleen	602-00000-20200	18.06	3/1/2024	163789	Refund Check 018864-000, 620 Summit Dr #404
Vogel Kathleen	602-00000-20200	9.64	3/1/2024	163789	Refund Check 018864-000, 620 Summit Dr #404
		<hr/>			
Vogel Kathleen		63.26			
Voss Cleaning Services, Inc.	601-49440-31200	164.03	3/6/2024	163835	Janitorial & Rug Service March 2024 City Hall
Voss Cleaning Services, Inc.	604-49570-31200	549.86	3/6/2024	163835	Janitorial & Rug Service March 2024 City Hall
Voss Cleaning Services, Inc.	602-49450-31200	100.11	3/6/2024	163835	Janitorial & Rug Service March 2024 City Hall
Voss Cleaning Services, Inc.	602-49450-31200	108.00	4/10/2024	164208	rug service-march

Last Name	Acct 1	Amount	Check Date	Check Num	Description
Voss Cleaning Services, Inc.		922.00			
Welcome Oil Company	602-49470-40200	1,437.59	4/10/2024	164209	fuel oilw
Welcome Oil Company		1,437.59			
Wesco Receivables Corp.	604-00000-14207	235.00	4/10/2024	164210	500 lag screws
Wesco Receivables Corp.	604-00000-14207	467.23	4/10/2024	164210	fuselinks
Wesco Receivables Corp.	604-00000-14207	84.00	4/10/2024	164210	cable mounting bracket
Wesco Receivables Corp.	604-49570-22300	1,579.00	3/15/2024	163977	fibercrete box pad
Wesco Receivables Corp.	604-00000-14207	2,800.00	4/10/2024	164210	fast fuses
Wesco Receivables Corp.		5,165.23			
Western Area Power Admin. US Dept of Energy	604-00000-20100	9,402.19	3/8/2024	163865	Feb 2024 Electric Service
Western Area Power Admin. US Dept of Energy		9,402.19			
Yeager Implement, Inc.	604-00000-16400	11,626.50	3/15/2024	163978	LT405 Trencher for bobcat - CIP - skid loader attachment
Yeager Implement, Inc.		11,626.50			
		600,118.14			



Fairmont Public Utilities Commission
May 7, 2024

Agenda Item: 8.1

From: Miles Heide, Line Department Superintendent
To: Public Utilities Commission

Subject: Purchase Approval PO 15079

Policy/Action Requested:

Vote Required: Simple Majority Roll Call

Recommendation: Quote award to WESCO

Overview:

The Electric Department is seeking approval to purchase (1) PSE-46332 15KV 6-bay Dead front, pad mount switchgear with associated equipment. This equipment is part of the 2024 CIP budget item; Replace High Voltage Switches. Enclosed please find 3 quotes.

1. WESCO - \$48,885.00
2. Border States - \$48,909.57
3. JT Services - \$49,020.00

This equipment is slated for the Electric Downtown Feeder to replace an aging switch, improve feeder resiliency, circuit isolation and service interruptions.

BORDER STATES

WESCO

JT SERVICES

SWITCH	\$44,609.57	\$44,600.00	\$44,610.00
FUSES	\$632.98	\$625.00	\$634.00
BASEMENT	\$3,667.02	\$3,660.00	\$4,410.00
TOTAL	\$48,909.57	\$48,885.00	\$49,020.00



FP QUOTATION

TO: Fairmont Public Utilities
DATE: April 18, 2024
SUBJECT: RFQ Wesco/Fairmont
FP Quotation #: 548266

TOTAL NUMBER OF PAGES 2 (including this sheet)

THE FOLLOWING BILL OF MATERIAL CONSTITUTES OUR COMPLETE OFFERING; NO OTHER WRITTEN SPECIFICATIONS WILL APPLY.

Table with 3 columns: Item, Qty, Description. Item 1: PSE-46332, 15KV, 95KV BIL, Dead-front, Air Insulated, Padmounted Switchgear... Pricing \$44,600.00 each

Net Adders (If Required):

Table with 3 columns: Item, Qty, Price. Item 1: As Req'd, FP-Fuse end fittings, Price \$325.00 each. Item 2: SMU-20 Fuse unit, Price \$300.00 each. Total handwritten: \$48,885.00

Comments and Clarifications:

- 1. This quotation is based upon information supplied to the Factory, which may or may not have been complete. Customer is responsible for reviewing this quotation for compliance, deviations, exclusions, and improper information supplied. If you feel an error or omission has been made, please contact Factory immediately.
2. Elbows and inserts are not included as part of our proposal.

Normal Shipments shall begin in approximately 43-45 weeks (excluding holidays) after our acceptance of your formal purchase order, complete with all technical details and data required to release the equipment for manufacture. If a better shipping schedule is required, please consult the factory for review of current manufacturing schedule. When drawing approval is required, the above shipping estimates must be increased by the time necessary for the drawing approval process. Approval drawings (if required) will be submitted 3-4 weeks after our acceptance of an order. The shipping estimates are subject to change at time of order based on current production backlog.

Freight Terms

- (1) **Freight will be EXW Factory with seller paying freight.**
- (2) The seller will determine the method of transportation and the routing of the shipment. Where the purchaser requires shipment by a method of transportation or routing other than that of the seller's selection, any additional transportation and/or packing expense is to be borne by the purchaser.



1010 NORTH STAR DRIVE * PO BOX 69
 ZUMBROTA, MN 55992-0069
 Phone: 507-732-4095 * Fax: 507-732-4094
 rfq@concastinc.com

Quote #: **0048427**

Date: 4/16/2024

Project: Fairmont Public Utilities

TO:
 DISTRIBUTOR - 4

SHIP TO:
 Fairmont, MN

Reference:		F.O.B.: DEST-PPD&CHRG		Validity : 30 DAYS		
Line	Qty	UM	Concast Part Number	Description	Price	Extension
001	1	EA	FC-90-172-36-50112C	FIBERCRETE BOX PAD 50" X 112" OPENING CENTERED	3,660.00	3,660.00

Cust No: DIST04 Lead Time* : *14-15 WEEKS

Cancelled purchase orders are subject to: 10% ARO, 25% after drawing approval process has been started, 100% of any material produced at time of cancellation. Additional freight charges that may apply: Lift gate-\$65.00, Residential delivery-\$25, Constr/Utility Site Delivery-\$35.00. Prices may vary if not ordered per the above.

THANK YOU FOR THE BID OPPORTUNITY.
 LET US KNOW IF YOU HAVE ANY QUESTIONS.



Quote

Border States - RCH
100 Carlton Street SW
Rochester MN 55902
Phone: 507-280-4670

Quote: 27481364
Sold-To Acct #: 4990
Valid From: 04/16/2024 To: 04/23/2024
Payment Terms: NET 25TH PROX (31)

Created By: Jarid L Schmidt
Tel No: 763-497-6816
Fax No:

FAIRMONT PUBLIC UTILITY
100 DOWNTOWN PLZ
FAIRMONT MN 56031-1709

Inco Terms:
FOB ORIGIN

Ship-to:
FAIRMONT PUBLIC UTILITY
100 DOWNTOWN PLZ
FAIRMONT MN 56031-1709

Table with columns: Cust Item, Item, Material MFG - Description, Quantity, Price Per, UoM, Value. Includes line items 000010, 000020, 000030, and 000040 with detailed descriptions and pricing.

Normal Shipments shall begin in approximately 43-45 weeks (excluding holidays) after our acceptance of your formal purchase order, complete with all technical details and data required to release the equipment for manufacture.

Freight Terms

- (1) Freight will be EXW Factory with seller paying freight.
(2) The seller will determine the method of transportation and the routing of the shipment.

Border States - RCH
100 Carlton Street SW
Rochester MN 55902
Phone: 507-280-4670

Quote

Page: 2 of 2

Quote: 27481364
Sold-to Acct #: 4990
Valid From: 04/16/2024 To: 04/23/2024

Total \$			48,909.57
State Tax \$	0.000 %	0.00	
County Tax \$	0.000 %	0.00	
Local Tax \$	0.000 %	0.00	
Other Tax1 \$	0.000 %	0.00	
Other Tax2 \$	0.000 %	0.00	
Other Tax3 \$	0.000 %	0.00	
Tax Subtotal \$	0.000 %		0.00
Net Amount \$			48,909.57

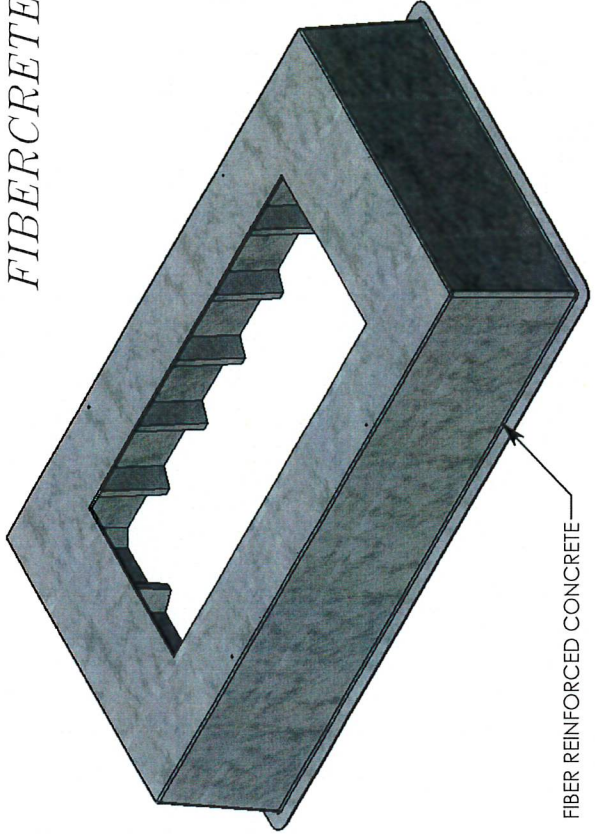
To access Border States Terms and Conditions of Sale, please go to <https://www.borderstates.com>

The quoted sales tax is an estimate only based upon the information provided in this quote and will be finalized at the time of Invoice based upon the material purchased, quantity purchased, and delivery location.

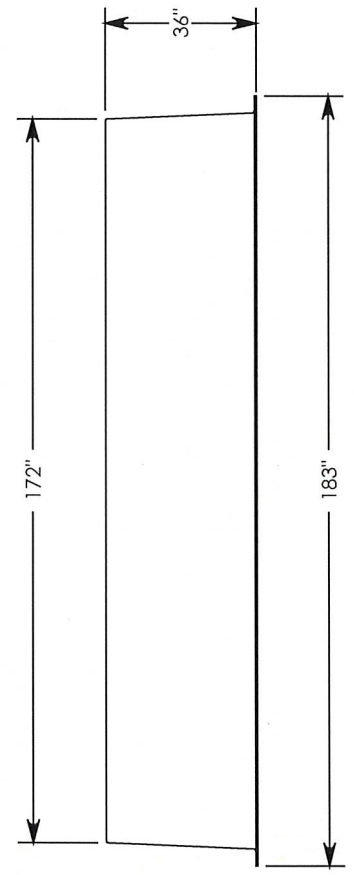
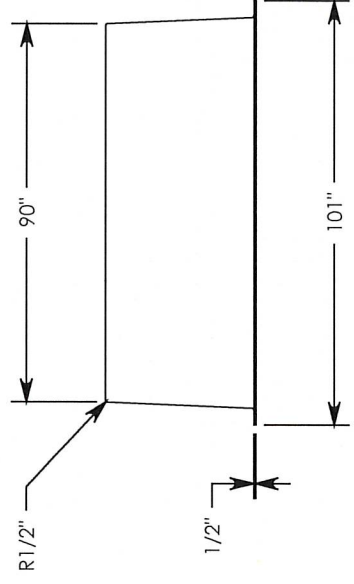
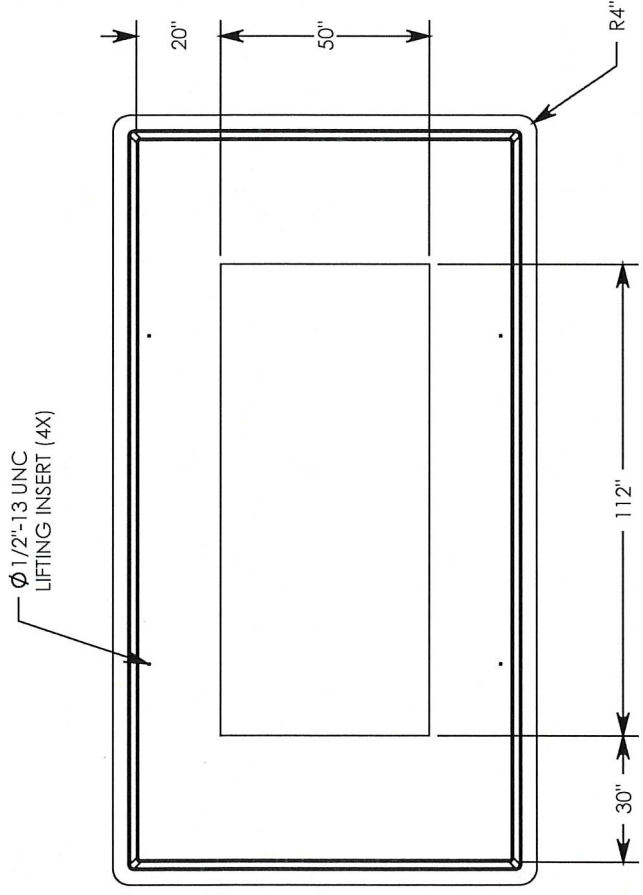
Shipping and handling fees in this quote are an estimate only and will be finalized at the time of Invoice.

All clerical errors contained herein are subject to correction. In the event of any cost or price increases from manufacturers or other suppliers, caused by, but not limited to, currency fluctuations, raw material or labor prices, fuel or transportation cost increases, and any import tariffs, taxes, fees, or surcharges, Border States reserves the exclusive right to change its pricing at the time of shipping and will provide notice of any such change to its customers prior to costs being incurred.

FIBERCRETE®



FIBER REINFORCED CONCRETE



NOTE 1: IF SPECIFIC INSERTS OR MOUNTING HARDWARE ARE REQUIRED, PLEASE SPECIFY WHEN ORDERING.

DRAWN BY: JESSE GUTTING		DESCRIPTION: FIBERCRETE PAD BOX	
CREATED DATE: 7/20/2020	REVISION LEVEL: 0	CONTACT INFORMATION: EMAIL: INFO@CONCASTINC.COM PHONE: (507) 732-4095 FAX: (507) 732-4094	
SAVED DATE: 6/17/2021	SAVED BY: jgutting	DIMENSIONS ARE IN INCHES TOLERANCES: FRACTIONAL: ± 1/8" ANGULAR: ± 2°	
WEIGHT: 2094 LBS.	MATERIAL: FIBERCRETE FC	PART NUMBER: FC-90-172-36-50112C	
 <p>1010 NORTH STAR DRIVE P.O. BOX 69 ZUMBROTA, MN 55992-0069</p>		SHEET 1 OF 1	

STANDARD COMPONENTS

1. 11 GA MILD STEEL ENCLOSURE WITH FINISH COAT MUMSELL NO. 70Y 3.29/15 GREEN.
2. REMOVABLE LIFTING BRACKETS.
3. NEMA 2 HOLE STAINLESS STEEL GROUND PADS WITH FULL WIDTH 3/8" DIA. COPPER GROUND BAR.
4. NEMA GRADE GPO-3 BARRIER, SWITCH AND FUSE.
5. OPERATING HANDLE AND SWITCH POSITION INDICATOR.
6. INSTRUCTION POCKETS PROVIDED.
7. NAMEPLATE AND 3-LINE DIAGRAM PROVIDED.
8. SWITCH AND FUSE VIEWING WINDOW.
9. GALVANIZED 16 GA. STEEL FLOOR PAN WITH DRAIN SCREENS.
10. WARNING SIGNS AND LABELS.
11. 600 AMP ALUMINUM BUS BAR.
12. EPOXY INSULATORS.
13. CABLE GUIDES.
14. ACTIVE DOOR HAS 3 POINT LATCHING, CONCEALED STAINLESS STEEL RINGS AND PINS, PROVISIONS FOR PULL LOCKS AND PENTA-HEAD SECURITY BOLTS AND 10SH DOOR STOPS.
15. CROSS BROKEN ONE PIECE ROOF WITH ANTI-CONDENSATE APPLIED TO UNDERSIDE TO REDUCE MOISTURE BUILD-UP.
16. PROTECTIVE GASKET FOR BASE OF ENCLOSURE IS 1/2 X 1-1/2 CLOSED CELL FOAM TYPE.
17. PHASE INDICATION LABELS PROVIDED.
18. APPROXIMATE WEIGHT: 4000 LBS.

CUSTOMER SELECTED OPTION

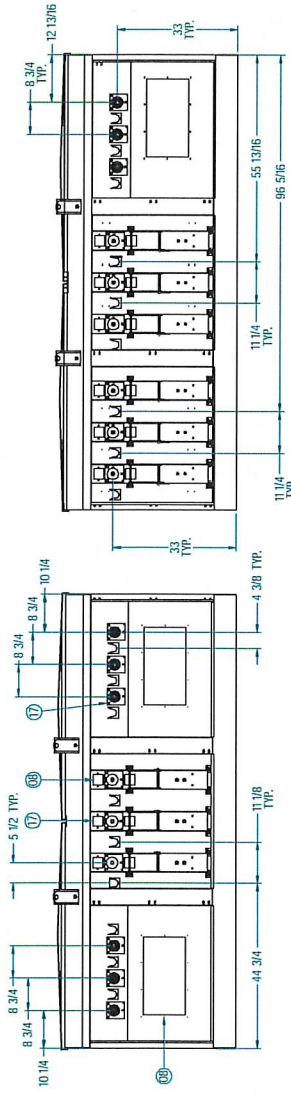
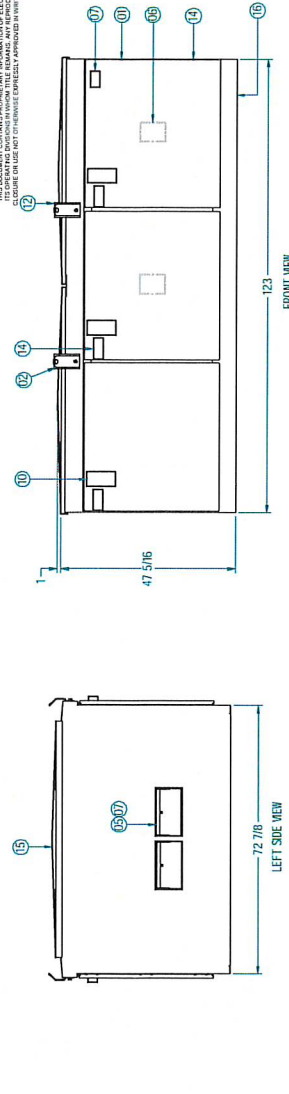
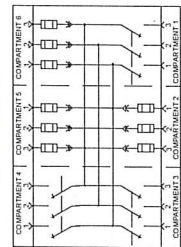
SPECIAL FEATURES

SWITCHES IN COMPARTMENT 1, 3 & 4
 FUSE IN COMPARTMENT 2,5,6
 WALLS FOR COMPARTMENTS:
 C1: 44-0942-01; C2: 44-1048-01; C3: 44-0943-01
 C4: 44-0949-01; C5: 44-1037-01; C6: 44-1041-01

STANDARDS

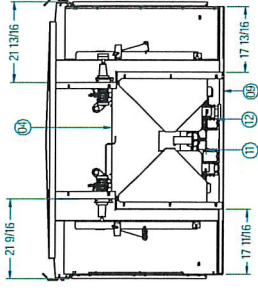
SWITCHGEAR PER ANSII/IEEE C37.74
 BUSHINGS PER ANSII/IEEE 386
 ENCLOSURE PER ANSII/IEEE C57.12.28

CIRCUIT DIAGRAM

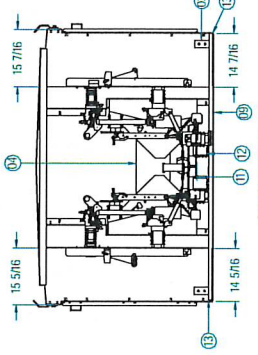


COMPARTMENT 1,2,3 (DOORS REMOVED)

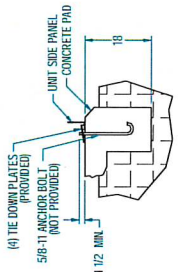
COMPARTMENT 4,5,6 (DOORS REMOVED)



SECTION VIEW THRU SWITCH COMPARTMENTS



SECTION VIEW THRU FUSE COMPARTMENTS



RECOMMENDED PAD SECTION

(4) TIE DOWN PLATES (W/ ANCHORS)
 5/8" TI ANCHOR BOLT (NOT PROVIDED)
 1 1/2" MIN.

OVERALL UNIT RATINGS

MAXIMUM VOLTAGE	7KV
POWER FREQUENCY WITH STAIR VOLTAGE	60 HZ
POWER FREQUENCY WITH STAIR VOLTAGE	50 HZ
SHORT-CIRCUIT CURRENT RMS ASYM.	22.4KA

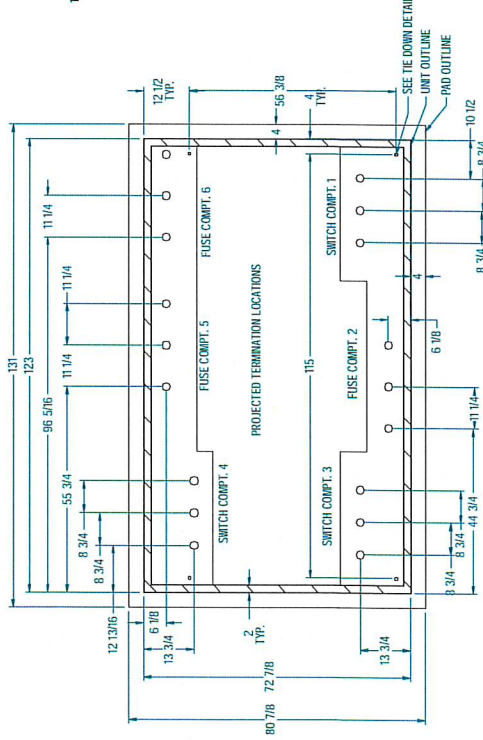
SWITCHED WAY RATINGS

MANUFACTURER	FEDERAL PACIFIC
TYPE	AUTO-SET II
CONTINUOUS LOAD-SWITCHING AND LOOP-SWITCHING CURRENT	600A
TRANSFORMER-MAGNETIC CURRENT	27A
FAULT-CLOSING CURRENT 3-TIME	400A RMS ASYM

FUSED WAY RATINGS

FUSE MFG. TYPE	EP4-20
HOLDER END FITTING MFG. TYPE	SKCSMU-20
CHUBBI	200
FUSE REFILL UNIT MFG. TYPE	SKCSMU-20
CHUBBI	COOPER/CHUBBI
NOMINAL VOLTAGE	14.4KV
MAXIMUM DESIGN VOLTAGE	17KV
CONTINUOUS AMP-S	200
LOADBREAK CURRENT	200
SHORT-CIRCUIT CURRENT RMS ASYM	22.4KA

PSE-46332



RECOMMENDED PAD LAYOUT

DATE: 10/25/2015
 DRAWN BY: JMD
 CHECKED BY: JMD
 APPROVED BY: JMD
 PROJECT NO.: 3166324
 REV: PSE-46332 SWITCH IN COMPT. 1, 3 & 4
 18KV, 550V DIL, 600AMP
FEDERAL PACIFIC
 PSE-46332 SWITCH IN COMPT. 1, 3 & 4
 18KV, 550V DIL, 600AMP
 PSE-46332

THIS DOCUMENT CONTAINS PROPRIETARY INFORMATION OF ELECTRO MECHANICAL CORP. OR ITS AFFILIATES. IT IS TO BE USED ONLY FOR THE PROJECT AND NOT TO BE REPRODUCED OR TRANSMITTED IN ANY FORM OR BY ANY MEANS, ELECTRONIC OR MECHANICAL, INCLUDING PHOTOCOPYING, RECORDING, OR BY ANY INFORMATION STORAGE AND RETRIEVAL SYSTEMS, WITHOUT EXPRESSLY APPROVED IN WRITING BY ELECTRO MECHANICAL CORP.

Quotation



JT Services
 2055 Roe Crest Dr
 North Mankato, MN 56003
 Office: 507-387-5962
 Cell: 507-382-9847

Date	Quote #
04/16/2024	Q24-107-02

Customer:
City of Fairmont 100 Downtown Plaza Fairmont, MN 56031-1709

Valid Until	Payment Terms
	Net 30

Qty	Description	Price	Total
1	PSE-46332 15KV, 95KV BIL, Dead-front, Air Insulated, Padmounted Switchgear with three (3) 3-pole 600 amp group operated Auto-jet switch provided with dead-break 600 amp bushings (one (1) per phase) and three (3) 3-phase set(s) of fuse mountings for SMU-20 fuses provided with 200 amp bushing wells (one (1) per phase). Adders: FP-Fuse end fittings.....\$335.00 ea SMU-20 Fuse units.....\$299.00 ea	44,610.00	44,610.00
1	FC-90-172-36-50112C FIBERCRETE BOX PAD, 50" X 112" OPENING CENTERED FREIGHT ALLOWED LEAD TIMES: FEDERAL PACIFIC: 43-45 WEEKS CONCAST BASEMENT: 14-15 WEEKS	4,410.00	4,410.00

Please Note: This quote is confidential and its contents should not be shared with anyone other than representatives of the quoted company or an authorized JT Services employee. This quote does not constitute an agreement to sell the above items, as all sales are subject to prior credit approval.	Subtotal	\$49,020.00
	Sales Tax (0.0%)	\$0.00
	Total	\$49,020.00