

**CITY OF FAIRMONT
PUBLIC UTILITIES COMMISSION
AGENDA**

Tuesday, July 16, 2024

- 1 Call to Order
 - 7:30 AM City Hall Conference Room (Second Floor)

- 2 Roll Call
 - Chair Werre _____
 - Commissioner Struss _____
 - Commissioner Christ _____
 - Commissioner Sharp _____
 - Commissioner Zoch _____

- 3 Public Discussion/Comments (Individual comments are limited to 3 minutes)

- 4 Approval of Minutes **(2 - 5)**
 - Regular Meeting, June 18 , 2024
 - Work Session Meeting, July 2 , 2024

- 5 Financials & Productions Stats for June 2024 **(6 - 14)**

- 6 Approval of Disbursements for June 2024 **(15 - 35)**

- 7 Old Business

- 8 New Business

- 9 Staff Updates
 - 9.1 - Water/Wastewater Departments
 - 9.2 - Line Departments

- 10 Date and Time of Next Meetings:
 - Work Session - Tuesday, August 6, 2024
 - Regular Meeting - Tuesday, August 20, 2024

- 11 Adjournment



Fairmont Public Utilities Commission
July 16, 2024

Agenda Item: 4

From: Julie Zarling, Assistant Finance Director
To: Public Utilities Commission

Subject: PUC Minutes from Regular meeting on June 18, 2024 and Work session on July 2, 2024

Policy/Action Requested:

Vote Required: Simple Majority Roll Call

Recommendation: Approval

Overview:

Budget Impact: N/A

Attachments: PUC Minutes Regular Meeting June 18, 2024 and Work Session Meeting July 2, 2024

PUC Action: _____ Date: _____

PUBLIC UTILITIES COMMISSION

REGULAR MEETING

Tuesday, June 18, 2024

7:30 AM

City Hall Conference Room

Meeting held in person

IN ATTENDANCE: Commissioners Werre, Sharp, Christ, and Zoch

ALSO IN ATTENDANCE: Public Works/Utilities Director York, Electric Superintendent Heide, Water/Wastewater Superintendent Powers, Assistant Finance Director Zarling, Councilman Hasek

ABSENT: Commissioner Struss

Chair Werre called the meeting to order at 7:30 AM.

Chair Werre called for Public Discussion and Comments. No individuals were present for public comment at the meeting.

A motion was made by Mr. Christ, seconded by Mr. Sharp, and carried to approve the May 21, 2024, regular meeting minutes.

Assistant Finance Director Zarling presented the financial and capital expense report and production stats for May 2024. Discussion with no action taken.

Assistant Finance Director Zarling presented the disbursements for May 2024. Discussion was held. A motion was made by Mr. Sharp, seconded by Mr. Christ, and carried to approve the May 2024 disbursements.

In old business, the AMI project is still underway. The water department only has 60 or so left of the bigger meters that need to be exchanged. They are waiting for shipments of MTUs to keep moving forward. The electric department has also struggled receiving shipments of meters that are delayed. They have less than 100 that still need to be replaced.

In new business, Water/Wastewater Superintendent Powers asked for approval of PO 15130 for the replacement grit pump at the wastewater treatment plant. This is a 2024 CIP budgeted item. Discussion was held. A motion was made by Mr. Christ, seconded by Mr. Werre, and carried to approve PO 15130.

Water/Wastewater Superintendent Powers updated the commission on the water and wastewater departments. The wastewater department has done an amazing job of taking in so much water from all of the rain. The lift stations are also handling the amount of water coming thru much better because of the updates that have been done to them in the past couple of years. The water department is watching the nitrate levels in the water very closely. The level is elevated with so much rain, but they are sampling more often and following the proper protocol.

Electric Superintendent Heide gave the commission an update on his department. They lost two transformers over the weekend because of lightning strikes. With the big storm, there wasn't as many branch issues as there could have been. He contributes that to the tree trimming work they do. Future goals are to keep getting the lines in easements buried underground.

There was no other business; it was moved by Mr. Sharp, seconded by Mr. Christ, and approved to adjourn the meeting at 8:20 AM.

Perry Struss, Secretary

PUBLIC UTILITIES COMMISSION
REGULAR MEETING

Tuesday, July 2, 2024
7:30 AM
City Hall Conference Room
Meeting held in person

IN ATTENDANCE: Commissioners Werre, Sharp, Christ, Struss and Zoch

ALSO IN ATTENDANCE: Public Works/Utilities Director York, Electric Superintendent Heide,
Finance Director Hoye, Councilman Hasek

ABSENT:

Chair Werre called the meeting to order at 7:35 AM.

Dustin Optaz from BerganKDV, presented an overview of the 2023 Audit to the Commission. Discussion was had with no action taken.

There was no other business; it was moved by Mr. Sharp, seconded by Mr. Christ, and approved to adjourn the meeting at 8:07 AM.

Perry Struss, Secretary



Fairmont Public Utilities Commission
July 16, 2024

Agenda Item: 5

From: Julie Zarling, Assistant Finance Director
To: Public Utilities Commission

Subject: Financial Report & Production Stats: June 2024

Policy/Action Requested:

Vote Required: ____ Simple Majority ____ Roll Call

Recommendation: Informational

Overview:

Financial Reports, Stats, and the Capital Expenditure Summary for June 2024 are included for review.

Budget Impact: N/A

Attachments: June Financial Report, Capital Expenditures Summary, & Production Statistics

PUC Action: _____ Date: _____

FAIRMONT PUBLIC UTILITIES COMMISSION

INCOME STATEMENT SUMMARY: 2024 & 2023

WATER DEPARTMENT	2024				2023			
	JUN	YTD	BUDGET	% BUDGET	JUN	YTD	BUDGET	% BUDGET
WATER DEPT REVENUE	\$611,546.80	\$3,302,507.32	\$5,978,199.00	55.24%	\$479,926.61	\$2,874,788.20	\$5,609,556.00	51.25%
WATER FILTRATION PLANT EXPENSE	\$112,489.77	\$783,057.89	\$1,757,948.00	44.54%	\$148,326.18	\$898,020.55	\$1,986,653.00	45.20%
WATER DISTRIB EXPENSE	\$39,661.80	\$308,196.07	\$865,675.00	35.60%	\$49,882.61	\$309,853.97	\$802,707.00	38.60%
WATER ADMIN EXPENSE	\$16,193.11	\$96,705.27	\$219,368.00	44.08%	\$16,344.84	\$98,098.42	\$211,875.00	46.30%
WATER MISC EXPENSE	\$89,400.27	\$761,276.98	\$1,539,620.00	49.45%	\$89,437.49	\$769,829.22	\$1,477,042.00	52.12%
TRANSFER OUT TO OTHER FUNDS	\$15,784.72	\$94,708.32	\$189,417.00	50.00%	\$14,277.50	\$85,665.00	\$171,330.00	50.00%
TOTAL WATER DEPT EXPENSE	\$273,529.67	\$2,043,944.53	\$4,572,028.00	44.71%	\$318,268.62	\$2,161,467.16	\$4,649,607.00	46.49%
WATER DEPT NET INCOME (LOSS)	\$338,017.13	\$1,258,562.79	\$1,406,171.00	89.50%	\$161,657.99	\$713,321.04	\$959,949.00	74.31%

WASTEWATER DEPARTMENT	2024				2023			
	JUN	YTD	BUDGET	% BUDGET	JUN	YTD	BUDGET	% BUDGET
WASTEWATER DEPT REVENUE	\$305,875.92	\$1,744,254.96	\$4,919,780.00	35.45%	\$257,334.36	\$1,823,949.99	\$3,434,521.00	53.11%
WASTEWATER TREATMENT PLANT EXPENSE	\$91,075.32	\$581,146.36	\$1,279,511.00	45.42%	\$78,848.49	\$531,862.29	\$1,194,880.00	44.51%
WASTEWATER COLLECTION EXPENSE	\$25,332.52	\$151,135.68	\$514,223.00	29.39%	\$32,200.07	\$174,959.70	\$476,573.00	36.71%
WASTEWATER ADMIN EXPENSE	\$10,694.42	\$61,096.75	\$141,611.00	43.14%	\$11,937.55	\$63,868.56	\$136,187.00	46.90%
WASTEWATER MISC EXPENSE	\$63,962.26	\$391,365.36	\$766,728.00	51.04%	\$61,320.20	\$382,388.28	\$690,482.00	55.38%
TRANSFER OUT TO OTHER FUNDS	\$9,633.51	\$57,801.06	\$115,602.00	50.00%	\$8,691.01	\$52,146.06	\$104,292.00	50.00%
TOTAL WASTEWATER DEPT EXPENSE	\$200,698.03	\$1,242,545.21	\$2,817,675.00	44.10%	\$192,997.32	\$1,205,224.89	\$2,602,414.00	46.31%
WASTEWATER DEPT NET INCOME (LOSS)	\$105,177.89	\$501,709.75	\$2,102,105.00	23.87%	\$64,337.04	\$618,725.10	\$832,107.00	74.36%

ELECTRIC DEPARTMENT	2024				2023			
	JUN	YTD	BUDGET	% BUDGET	JUN	YTD	BUDGET	% BUDGET
ELECTRIC DEPT REVENUE	\$1,487,350.09	\$8,264,989.51	\$17,920,234.00	46.12%	\$1,411,726.42	\$7,774,146.17	\$17,082,910.00	45.51%
PURCHASE POWER EXPENSE	\$1,116,538.40	\$6,241,096.96	\$13,165,500.00	47.40%	\$1,133,471.14	\$6,155,226.93	\$12,869,582.00	47.83%
ELECTRIC DISTRIB EXPENSE	\$126,445.67	\$748,068.77	\$1,784,683.00	41.92%	\$128,128.37	\$755,264.78	\$1,752,138.00	43.11%
ELECTRIC ADMIN EXPENSE	\$59,782.92	\$362,411.68	\$735,510.00	49.27%	\$64,054.26	\$350,406.18	\$719,070.00	48.73%
ELECTRIC DEPT MISC EXPENSE	\$51,758.42	\$298,423.87	\$699,236.00	42.68%	\$42,567.07	\$279,913.33	\$687,039.00	40.74%
TRANSFER OUT TO OTHER FUNDS	\$52,915.10	\$317,490.60	\$634,981.00	50.00%	\$55,364.82	\$332,188.93	\$664,378.00	50.00%
TOTAL ELECTRIC DEPT EXPENSE	\$1,407,440.51	\$7,967,491.88	\$17,019,910.00	46.81%	\$1,423,585.66	\$7,873,000.15	\$16,692,207.00	47.17%
ELECTRIC DEPT NET INCOME (LOSS)	\$79,909.58	\$297,497.63	\$900,324.00	33.04%	(\$11,859.24)	(\$98,853.98)	\$390,703.00	-25.30%

**FAIRMONT PUBLIC UTILITIES COMMISSION
CAPITAL EXPENDITURE SUMMARY**

Acct #	ELECTRIC DISTRIBUTION	2021 Budget			2022 Budget			2023 Budget			2024 Budget			Total Projects		
		Bud Amt	YTD Exp	Budget Bal	Bud Amt	YTD Exp	Budget Bal	Bud Amt	YTD Exp	Budget Bal	Bud Amt	YTD Exp	Budget Bal	Bud Amt	YTD Exp	Budget Bal
604-00000-16500	AMI - 2023	\$1,100,000	\$1,375,009	(\$275,009)	\$300,000	\$682,313	(\$382,313)	\$0	\$42,936	(\$42,936)	\$0	\$10,693	(\$10,693)	\$1,400,000	\$2,110,951	(\$710,951)
604-00000-16300	New Transformers			\$0	\$85,000	\$68,871	\$16,129	\$125,000	\$97,823	\$27,177	\$210,000	\$46,520	\$163,480	\$420,000	\$213,214	\$206,786
604-00000-16300	Underground Conductors			\$0			\$0			\$0	\$130,000	\$18,107	\$111,893	\$130,000	\$18,107	\$111,893
604-00000-16300	Replace High Voltage Switches			\$0			\$0	\$120,000	\$15,350	\$104,650	\$280,000		\$280,000	\$400,000	\$15,350	\$384,650
604-00000-16300	Downtown Lighting/Bollard/sign Replac			\$0			\$0			\$0	\$230,000		\$230,000	\$230,000	\$0	\$230,000
604-00000-16300	Workorder Software/Outage Mangement			\$0			\$0			\$0	\$80,000		\$80,000	\$80,000	\$0	\$80,000
604-00000-16500	10th Street SUB Modifications/Breakers*			\$0			\$0	\$975,000	\$112,188	\$862,812	\$100,000	\$28,999	\$71,001	\$1,075,000	\$141,186	\$933,814
604-00000-16500	FES Substation Transformer Replace.			\$0			\$0	\$352,500	\$19,375	\$333,125	\$600,000	\$22,773	\$577,228	\$952,500	\$42,148	\$910,352
604-00000-16500	West Industrial Park Substation			\$0			\$0	\$632,850	\$18,628	\$614,223	\$100,000	\$648	\$99,352	\$732,850	\$19,276	\$713,575
604-00000-16420	GIS Software			\$0			\$0			\$0	\$30,000		\$30,000	\$30,000	\$0	\$30,000
604-00000-16400	Replace Boring Machine			\$0			\$0			\$0	\$260,000	\$218,821	\$41,179	\$260,000	\$218,821	\$41,179
604-00000-16440	Flat Bed/Dump Box Truck #228			\$0			\$0			\$0	\$10,000		\$10,000	\$10,000	\$0	\$10,000
604-00000-16200	Repair Damaged Buildings			\$0			\$0			\$0	\$43,000		\$43,000	\$43,000	\$0	\$43,000
604-00000-16500	Street Improvement Projects			\$0			\$0			\$0	\$20,000		\$20,000	\$20,000	\$0	\$20,000
604-00000-16400	Skid Loader Attach/Trencher/Snow Pusher			\$0			\$0			\$0	\$50,000	\$11,627	\$38,374	\$50,000	\$11,627	\$38,374
604-00000-16420	GIS/RAM/I-PADS (for locating, mapping)			\$0			\$0			\$0	\$10,000		\$10,000	\$10,000	\$0	\$10,000
	Contingency			\$0			\$0			\$0	\$20,000		\$20,000	\$20,000	\$0	\$20,000
	TOTAL CAPITAL EXPENDITURES	\$1,100,000	\$1,375,009	(\$275,009)	\$385,000	\$751,183	(\$366,183)	\$2,205,350	\$306,300	\$1,899,050	\$2,173,000	\$358,187	\$1,814,813	\$5,863,350	\$2,790,679	\$3,072,671

* Total of 10th St. Sub Design, Relay, and breaker lines from 2023 budget

**FAIRMONT PUBLIC UTILITIES COMMISSION
CAPITAL EXPENDITURE SUMMARY**

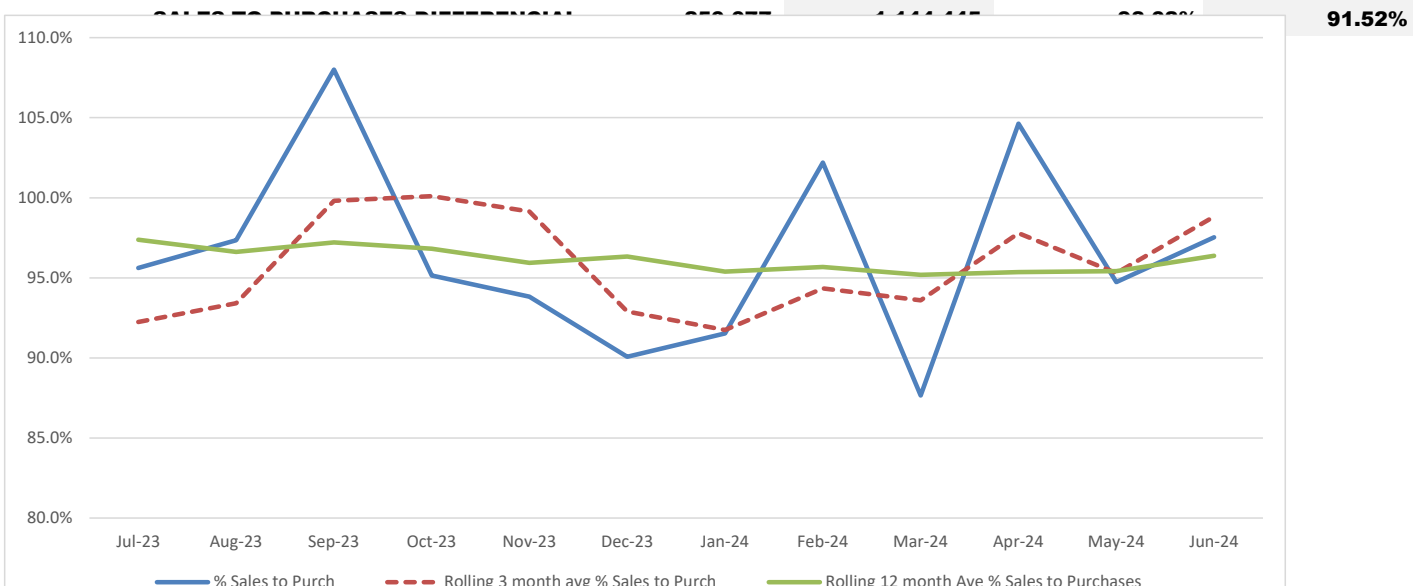
Acct #	WATER DEPARTMENT	2021 Budget			2022 Budget			2023 Budget			2024 Budget			Total Projects		
		Bud Amt	YTD Exp	Budget Bal	Bud Amt	YTD Exp	Budget Bal	Bud Amt	YTD Exp	Budget Bal	Bud Amt	YTD Exp	Budget Bal	Bud Amt	YTD Exp	Budget Bal
601-00000-16440	Purchase used Dump truck - Double Axel			\$0		\$0	\$75,000		\$75,000		\$80,188	(\$80,188)	\$75,000	\$80,188	(\$5,188)	
601-00000-16500	Ground storage tank (Industrial Tank)			\$0		\$0	\$40,000	\$1,914	\$38,086	\$4,500,000	\$224,062	\$4,275,938	\$4,540,000	\$225,976	\$4,314,024	
601-00000-16500	AMI - Water meter upgrades	\$1,000,000	\$4,117	\$995,883	\$600,000	\$699,633	(\$99,633)	\$0	\$430,406	(\$430,406)	\$150,000	\$60,293	\$89,707	\$1,750,000	\$1,194,450	\$555,550
601-00000-16400	Water Plant PLC upgrades			\$0		\$0	\$0		\$0	\$80,000	\$64,423	\$15,577	\$80,000	\$64,423	\$15,577	
601-00000-16400	Safety shoring			\$0		\$0	\$0		\$0	\$15,000		\$15,000	\$15,000	\$0	\$15,000	
601-00000-16400	Skid Loader update			\$0		\$0	\$0		\$0	\$65,000	\$56,299	\$8,701	\$65,000	\$56,299	\$8,701	
601-00000-16400	Replace backhoe			\$0		\$0	\$0		\$0	\$175,000	\$170,836	\$4,164	\$175,000	\$170,836	\$4,164	
601-00000-16200	Relocate AC units at Water Plant (3)			\$0		\$0	\$0		\$0	\$25,000		\$25,000	\$25,000	\$0	\$25,000	
	Contingency			\$0		\$0	\$0		\$0	\$20,000		\$20,000	\$20,000	\$0	\$20,000	
	Miscellaneous capital items (<\$5,000 ea.)			\$0		\$0	\$0		\$0	\$5,000		\$5,000	\$5,000	\$0	\$5,000	
601-00000-16500	2024 Improvement Project			\$0		\$0	\$0		\$0	\$225,000		\$225,000	\$225,000	\$0	\$225,000	
	TOTAL CAPITAL EXPENDITURES	\$1,000,000	\$4,117	\$995,883	\$600,000	\$699,633	(\$99,633)	\$115,000	\$432,320	(\$317,320)	\$5,260,000	\$656,101	\$4,603,899	\$6,975,000	\$1,792,171	\$5,182,829

Acct #	WASTEWATER DEPARTMENT	2021 Budget			2022 Budget			2023 Budget			2024 Budget			Total Projects		
		Bud Amt	YTD Exp	Budget Bal	Bud Amt	YTD Exp	Budget Bal	Bud Amt	YTD Exp	Budget Bal	Bud Amt	YTD Exp	Budget Bal	Bud Amt	YTD Exp	Budget Bal
602-00000-16440	Vactor replacment(using this for Dump Truck)			\$0		\$0	\$550,000	\$509,653	\$40,347	\$0	\$42,794	(\$42,794)	\$550,000	\$552,446	(\$2,446)	
602-00000-16500	Bar Screen Replacement Project (2022)			\$0	\$750,000	\$46,225	\$703,775	\$0	\$666,889	(\$666,889)	\$0	\$4,618	(\$4,618)	\$750,000	\$717,731	\$32,269
602-00000-16500	Lift Station rehab/repair/monitoring			\$0		\$0	\$0		\$0	\$150,000	\$72,470	\$77,530	\$150,000	\$72,470	\$77,530	
	Lift Station Panel Updates			\$0		\$0	\$0		\$0	\$0		\$0	\$0	\$0	\$0	
602-00000-16500	Eastside lift station pump improvements			\$0		\$0	\$0		\$0	\$185,000		\$185,000	\$185,000	\$0	\$185,000	
602-00000-16200	Lab/Office Updates			\$0		\$0	\$0		\$0	\$25,000	\$12,516	\$12,484	\$25,000	\$12,516	\$12,484	
602-00000-16440	Service Truck - Collections			\$0		\$0	\$0		\$0	\$95,000	\$101,682	(\$6,682)	\$95,000	\$101,682	(\$6,682)	
	Diffuser Replace / Aeration Basin Cleaning			\$0		\$0	\$0		\$0	\$0		\$0	\$0	\$0	\$0	
602-00000-16500	Digester Improvements			\$0		\$0	\$500,000	\$169,253	\$330,747	\$825,000	\$523,822	\$301,178	\$1,325,000	\$693,075	\$631,925	
602-00000-16500	UV/Solids handling upgrade project			\$0		\$0	\$4,000,000	\$8,454	\$3,991,546	\$14,000,000	\$30,000	\$13,970,000	\$18,000,000	\$38,454	\$17,961,546	
602-00000-16400	Grit Pump/RAS/WAS Replacement Pumps			\$0		\$0	\$0		\$0	\$50,000		\$50,000	\$50,000	\$0	\$50,000	
	Secondary Clarifier Updates			\$0		\$0	\$0		\$0	\$0		\$0	\$0	\$0	\$0	
	Contingency (2024 60x10 Dump Trailer)			\$0		\$0	\$0		\$0	\$20,000	\$7,952	\$12,048	\$20,000	\$7,952	\$12,048	
	Misc Capital items			\$0		\$0	\$0		\$0	\$5,000		\$5,000	\$5,000	\$0	\$5,000	
602-00000-16500	2024 Improvement Project			\$0		\$0	\$0		\$0	\$200,000		\$200,000	\$200,000	\$0	\$200,000	
	TOTAL CAPITAL EXPENDITURES	\$0	\$0	\$0	\$750,000	\$46,225	\$703,775	\$5,050,000	\$1,354,248	\$3,695,752	\$15,555,000	\$795,853	\$14,759,147	\$21,355,000	\$2,196,326	\$19,158,674

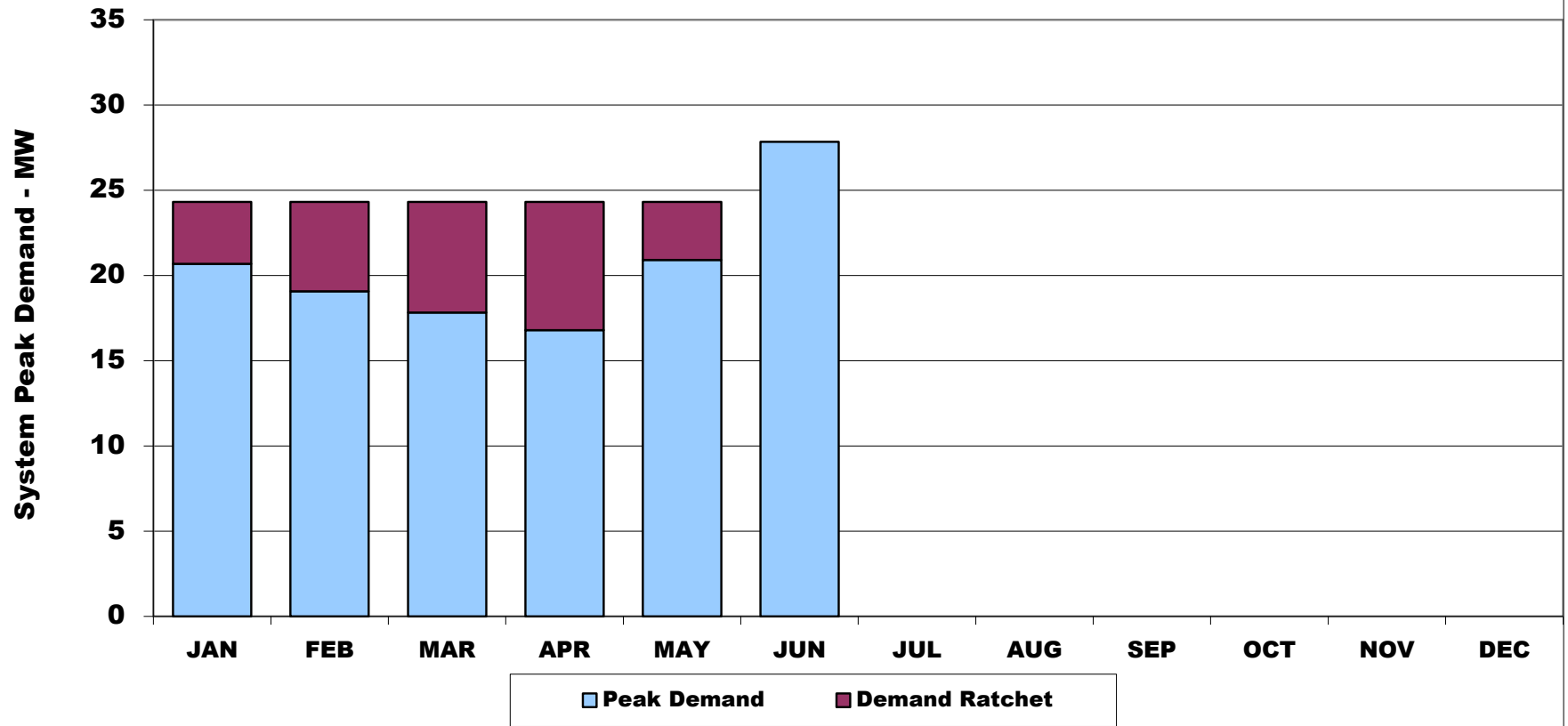
FAIRMONT PUBLIC UTILITIES

ELECTRIC DEPT STATISTICAL COMPARISON - JUNE

ACCOUNT #	DESCRIPTION	JUN KWH 2024	JUN KWH 2023	JUN REVENUE 2024	JUN REVENUE 2023
604-37400-37411	Residential Light Sales	2,700,688	2,596,870	\$349,874.30	\$292,640.80
604-37400-37412	Residential Heat Sales	788,243	745,413	\$95,149.73	\$77,863.01
604-37400-37413	Commercial Service Sales	1,916,616	1,826,798	\$237,596.51	\$196,635.59
604-37400-37414	Seasonal Commercial Heat Sales	37,314	34,384	\$4,518.31	\$3,556.52
604-37400-37415	General Service Sales	1,495,743	1,312,633	\$155,766.64	\$120,917.66
604-37400-37416	Industrial Sales	4,090,289	4,551,250	\$455,752.50	\$419,177.22
604-37400-37417	All Electric Sales	796,765	740,996	\$78,343.48	\$63,422.13
604-37400-37418	Rural Electric Sales	293,209	274,265	\$37,273.69	\$30,660.17
604-37400-37420	Filter Plant Power	119,056	111,504	\$9,834.03	\$7,415.02
604-37400-37421	WW Treatment Plant Power	137,966	119,130	\$11,395.99	\$7,922.15
604-37400-37423	Municipal Street Lighting	29,375	30,425	\$2,684.87	\$2,281.89
604-37400-37422	EV Charging Stations		0	\$595.31	\$114.66
604-37400-37426	Security & Street Lighting	2,647	2,788	\$905.44	\$879.98
604-37400-37419	Energy Cost Adjustment			\$19,401.31	\$167,494.05
TOTAL SALES		12,407,911	12,346,456	\$1,459,092.11	\$1,390,980.85
				0.11759	0.11266
ELECTRIC PURCHASES		2024	2023		
TIE LINE - SMMPA 69 KV (BILLED)		12,425,988	13,258,901		
TIE LINE - WAPA 69 KV (BILLED)		232,000	232,000		
TOTAL PURCHASES (69 KV)		12,657,988	13,490,901		



City of Fairmont Demand Ratchet Costs - 2024



	JAN	FEB	MAR	APR	MAY	JUN	JUL	AUG	SEP	OCT	NOV	DEC
PEAK DEMAND	20,689	19,074	17,829	16,787	20,918	27,849						
RATCHET DEMAND	24,313	24,313	24,313	24,313	24,313							
DIFFERENCE	3,624	5,239	6,484	7,526	3,395					0	0	0
RATCHET COST	\$39,683	\$57,367	\$71,000	\$82,410	\$37,175					\$0	\$0	\$0

TOTAL RATCHET COSTS

\$287,635

JAN - MAY: RATCHET BASED ON SYSTEM PEAK OF 32,856 SET ON AUGUST 23, 2023

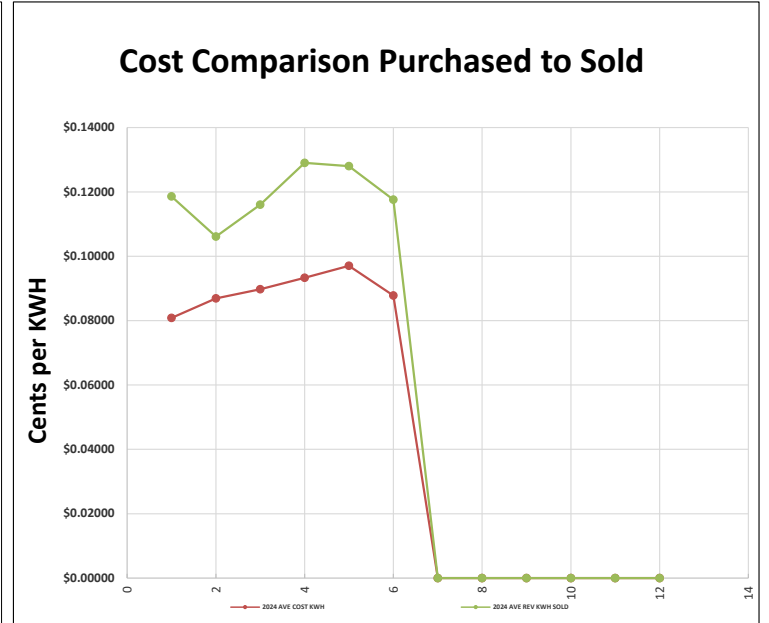
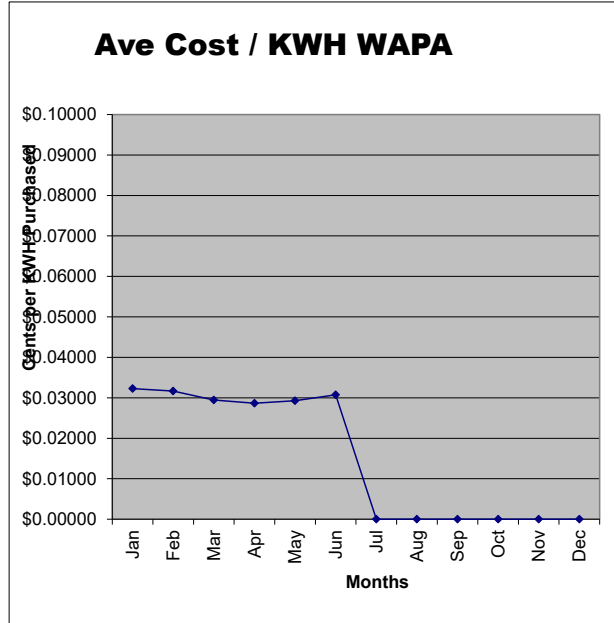
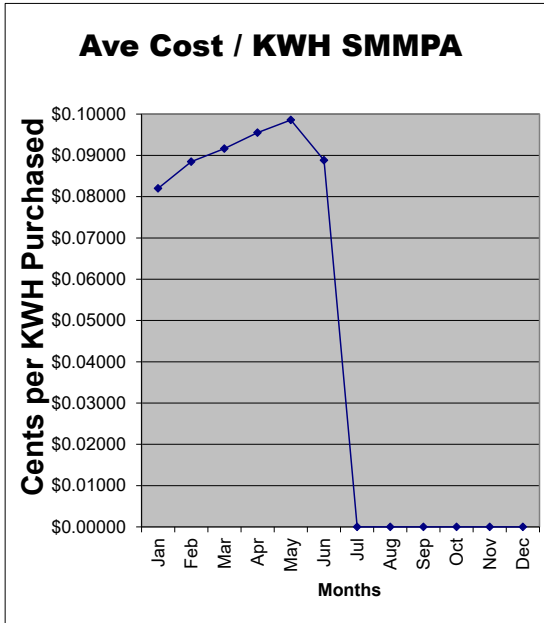
JUN - SEP: ANNUAL PEAK MEASUREMENT PERIOD.

OCT-DEC: RATCHET BASED ON SYSTEM PEAK SET SUMMER OF 2024 - TBD

Ratchet is 74% of peak demand.

FAIRMONT PUBLIC UTILITIES - COMPARISON OF PURCHASE POWER TO SALES FOR YEAR 2024

	SMMPA									WAPA				TOTAL KWH PURCHASED	TOTAL PURCHASED POWER COST	2024 AVE COST KWH	TOTAL KWH SOLD TO CUSTOMERS	TOTAL REVENUE	2024 AVE REV KWH SOLD
	ACTUAL DEMAND	BILLED DEMAND	KWH	DEMAND \$\$	ENERGY \$\$	ECA \$\$	WHEELING	TOTAL BILL	AVERAGE COST/KWH	BILLED DEMAND	KWH	TOTAL BILL	AVERAGE COST/KWH						
JAN	20,689	24,313	12,327,128	\$356,252.79	\$683,522.17	(\$29,091.95)	\$0.00	\$1,010,683.01	\$0.08199	784	286,000	\$9,228.02	\$0.03227	12,613,128	\$1,019,911.03	\$0.08086	11,416,223	\$1,353,596.98	\$0.11857
FEB	19,074	24,313	10,696,985	\$354,091.54	\$595,059.41	(\$2,810.59)	\$0.00	\$946,340.36	\$0.08847	785	297,000	\$9,402.19	\$0.03166	10,993,985	\$955,742.55	\$0.08693	13,368,462	\$1,418,668.11	\$0.10612
MAR	17,829	24,313	10,917,771	\$354,091.54	\$603,366.84	\$42,991.18	\$0.00	\$1,000,449.56	\$0.09163	782	342,000	\$10,070.74	\$0.02945	11,259,771	\$1,010,520.30	\$0.08975	10,235,151	\$1,187,663.58	\$0.11604
APR	16,787	24,313	10,377,232	\$354,091.54	\$579,856.45	\$57,307.38	\$0.00	\$991,255.37	\$0.09552	774	358,000	\$10,265.46	\$0.02867	10,735,232	\$1,001,520.83	\$0.09329	10,523,710	\$1,357,857.65	\$0.12903
MAY	20,918	24,313	11,064,859	\$354,091.54	\$617,769.04	\$118,788.17	\$0.00	\$1,090,648.75	\$0.09857	569	252,000	\$7,375.84	\$0.02927	11,316,859	\$1,098,024.59	\$0.09703	10,631,164	\$1,360,967.41	\$0.12802
JUN	27,849	27,849	12,425,988	\$396,346.74	\$690,848.44	\$16,663.68	\$0.00	\$1,103,858.86	\$0.08883	578	232,000	\$7,126.24	\$0.03072	12,657,988	\$1,110,985.10	\$0.08777	12,407,911	\$1,459,092.11	\$0.11759
JUL							\$0.00	\$0.00	#DIV/0!				#DIV/0!	0	\$0.00	#DIV/0!			#DIV/0!
AUG							\$0.00	\$0.00	#DIV/0!				#DIV/0!	0	\$0.00	#DIV/0!			#DIV/0!
SEP							\$0.00	\$0.00	#DIV/0!				#DIV/0!	0	\$0.00	#DIV/0!			#DIV/0!
OCT							\$0.00	\$0.00	#DIV/0!				#DIV/0!	0	\$0.00	#DIV/0!			#DIV/0!
NOV							\$0.00	\$0.00	#DIV/0!				#DIV/0!	0	\$0.00	#DIV/0!			#DIV/0!
DEC							\$0.00	\$0.00	#DIV/0!				#DIV/0!	0	\$0.00	#DIV/0!			#DIV/0!
TOT			67,809,963	\$2,168,965.69	\$3,770,422.35	\$203,847.87	\$0.00	\$6,143,235.91	\$0.09059	4,272	1,767,000	\$53,468.49	\$0.03026	69,576,963	\$6,196,704.40	\$0.08906	68,582,621	\$8,137,845.84	\$0.1187
																		AVE KWH COST	\$0.0891
																		KWH SOLD	\$0.0904
																		KWH MARGIN	\$0.0283



PUBLIC UTILITIES COMMISSION WATER DEPARTMENT STATISTICS FOR 2024

	JAN	FEB	MAR	APR	MAY	JUN	JUL	AUG	SEP	OCT	NOV	DEC
RAW WATER	41,555,280	39,324,370	42,705,320	40,986,120	47,994,420	46,012,300						
FINISHED WATER	40,642,050	38,442,680	41,367,380	39,883,860	46,543,520	44,851,960						
TOTAL PLANT LOSS	913,230	881,690	1,337,940	1,102,260	1,450,900	1,160,340	0	0	0	0	0	0
RESIDENTIAL SALES	14,064,337	13,578,137	10,984,741	12,169,206	12,578,000	16,447,528						
COMMERCIAL SALES	7,270,057	8,332,125	7,516,391	8,503,944	9,343,595	12,049,342						
INDUSTRIAL SALES	14,452,326	14,429,885	13,816,484	14,811,390	14,773,988	16,876,008						
TOTAL WATER SALES	35,786,720	36,340,147	32,317,616	35,484,540	36,695,583	45,372,878	0	0	0	0	0	0
ACCOUNTED LOSS	1,064,326	1,496,660	1,481,770	1,375,820	1,355,890	1,051,020						
UNACCOUNTED LOSS	3,791,004	605,873	7,567,994	3,023,500	8,492,047	(1,571,938)	0	0	0	0	0	0
% OF NET FINISHED WATER	9.33%	1.58%	18.29%	7.58%	18.25%	-3.50%	#DIV/0!	#DIV/0!	#DIV/0!	#DIV/0!	#DIV/0!	#DIV/0!
PEAK DAY VOL	1,451,900	1,560,400	1,546,700	1,523,300	1,845,600	1,645,700						
PEAK DATE	01/20/24	01/22/24	03/15/24	04/15/24	05/18/24	06/08/24						
AVERAGE DAY VOL	1,311,000	1,325,600	1,334,400	1,329,500	1,501,400	1,495,100						
RESIDENTIAL SALES \$\$	\$291,043.80	\$287,474.80	\$267,441.43	\$275,761.72	\$275,810.88	\$309,949.91						
COMMERCIAL SALES \$\$	\$97,694.60	\$106,550.06	\$99,353.24	\$108,341.42	\$115,454.11	\$138,206.12						
INDUSTRIAL SALES \$\$	\$101,670.40	\$101,498.80	\$96,808.40	\$104,416.00	\$104,130.00	\$120,203.20						
TOTAL SALES \$\$\$	\$490,408.80	\$495,523.66	\$463,603.07	\$488,519.14	\$495,394.99	\$568,359.23	\$0.00	\$0.00	\$0.00	\$0.00	\$0.00	\$0.00

WATER DEPARTMENT TOTALS YEAR TO DATE

	2024	2023	
RAW WATER	258,577,810	259,333,710	GAL
FINISHED WATER	251,731,450	250,188,950	GAL
TOTAL PLANT LOSS	6,846,360	9,144,760	
RESIDENTIAL SALES	79,821,949	81,691,436	GAL
COMMERCIAL SALES	53,015,454	44,741,920	GAL
INDUSTRIAL SALES	89,160,081	78,777,147	GAL
TOTAL WATER SALES	221,997,484	205,210,503	GAL
ACCOUNTED LOSSES	7,825,486	11,728,300	GAL
UNACCOUNTED LOSSES	21,908,480	33,250,147	GAL
% OF NET FINISHED WATER	8.70%	13.29%	
YTD RESIDENTIAL SALES \$\$	\$1,707,482.54	\$1,567,609.06	
YTD COMMERCIAL SALES \$\$	\$665,599.55	\$524,264.64	
YTD INDUSTRIAL SALES \$\$	\$628,726.80	\$509,003.00	
YTD WATER SALES TOTAL \$	\$3,001,808.89	\$2,600,876.70	
REVENUE PER GALLON SOLI	\$0.013522	\$0.012674	
	1.06688	1.11280	

PUBLIC UTILITIES COMMISSION WASTEWATER DEPARTMENT STATISTICS FOR THE YEAR 2024

	JAN	FEB	MAR	APR	MAY	JUN	JUL	AUG	SEP	OCT	NOV	DEC
TOTAL FLOW	40,440,000	36,800,000	42,950,000	59,100,000	94,090,000	134,000,000						
DAILY FLOW	1,300,000	1,270,000	1,390,000	1,970,000	3,040,000	4,470,000						
MAXIMUM FLOW	1,430,000	1,390,000	2,280,000	3,020,000	6,520,000	11,400,000						
MINIMUM FLOW	1,220,000	1,230,000	1,170,000	1,590,000	1,910,000	1,940,000						
I & I % OF TOTAL FLOW	29.06%	19.21%	38.82%	50.74%	66.90%	72.40%						
<u>INFLUENT AVERAGE:</u>												
LBS / DAY BOD	2,696	2,852	2,355	3,293	4,288	5,332						
LBS / DAY TSS	4,615	5,000	3,869	2,176	3,523	4,685						
<u>EFFLUENT BOD:</u>												
AVERAGE BOD	2.8	3.4	2.8	2.5	2.6	2.7						
MAXIMUM BOD	4.0	4.5	5.3	3.1	6.1	7.4						
MINIMUM BOD	1.0	1.9	1.6	1.8	0.5	0.5						
<u>EFFLUENT TSS:</u>												
AVERAGE TSS	17	17	12	7	9	9						
MAXIMUM TSS	19	23	25	13	20	23						
MINIMUM TSS	5	13	7	4	4	1						
# OF DAYS OVER PERMIT LIMITS	0	0	0	0	1	2						
ELECTRIC USE - KWH	110,728	108,592	89,600	114,518	119,968	137,966						
ELECTRIC USE - COST	\$8,830.20	\$8,942.66	\$7,085.03	\$11,007.36	\$11,275.92	\$11,613.98						
<u>REVENUE:</u>												
RESIDENTIAL	\$117,874.58	\$116,425.79	\$109,287.30	\$112,674.71	\$112,870.91	\$110,008.77						
COMMERCIAL	\$31,486.23	\$37,367.94	\$34,848.09	\$35,076.41	\$37,341.02	\$44,223.77						
INDUSTRIAL	\$38,326.82	\$42,628.76	\$67,813.95	\$59,719.19	\$50,658.56	\$68,357.33						
TOTAL REVENUE	\$187,687.63	\$196,422.49	\$211,949.34	\$207,470.31	\$200,870.49	\$222,589.87	\$0.00	\$0.00	\$0.00	\$0.00	\$0.00	\$0.00

WASTEWATER DEPARTMENT TOTALS YEAR TO DATE

	YEAR	
	2024	2023
BOD = Biodegradable Oxygen Demand		
TSS= Total Suspended Solids		
TOTAL FLOW TO PLANT, GALLONS	407,380,000	305,180,000
I & I % OF TOTAL FLOW	46.19%	25.06%
DAYS EXCEEDING PERMIT LIMITS	3	2
TOTAL ELECTRIC - KWH	681,372	635,720
TOTAL ELECTRIC - COST	\$58,755.15	\$ 43,674.74
TOTAL RESIDENTIAL REVENUE	\$679,142.06	\$656,615.36
TOTAL COMMERCIAL REVENUE	\$220,343.46	\$215,951.90
TOTAL INDUSTRIAL REVENUE	\$327,504.61	\$238,436.00
TOTAL REVENUE	\$1,226,990.13	\$1,111,003.26



Fairmont Public Utilities Commission
July 16, 2024

Agenda Item: 6

From: Julie Zarling, Assistant Finance Director
To: Public Utilities Commission

Subject: Record of Disbursements- June 2024

Policy/Action Requested:

Vote Required: X Simple Majority Roll Call

Recommendation: Approval

Overview:

Approval is requested for the Commissioners' Record of Disbursements for June 2024

Budget Impact:

Attachments: PUC Check Listing for June 2024

PUC Action: _____ Date: _____

AP
PUC CHECKS



User: juliezar
Printed: 7/11/2024 8:40:16 AM

Last Name	Acct 1	Amount	Check Date	Check Num	Description
Advanced Engineering & Environmental Services, LLC	602-49450-31200	218.00	6/27/2024	165032	professional services 4/27/24-5/31/24 WWTP I&C system services
Advanced Engineering & Environmental Services, LLC	602-49450-31200	218.00	7/10/2024	165225	professional services 4/27/24-5/31/24 water building controls
		<hr/>			
Advanced Engineering & Environmental Services, LLC		436.00			
Air Products and Chemicals, Inc.	601-00000-14206	3,482.54	6/27/2024	165033	42,470 lb liquid carbon dioxide
		<hr/>			
Air Products and Chemicals, Inc.		3,482.54			
American Legion Post #36	604-49595-43995	30.00	6/14/2024	164888	residential dehumidifier rebate (2)
		<hr/>			
American Legion Post #36		30.00			
American Welding & Gas, Inc.	602-49470-40200	131.10	7/10/2024	165226	cylinder rental
		<hr/>			
American Welding & Gas, Inc.		131.10			
Andritz Separation Inc.	601-49400-40400	1,429.42	7/10/2024	165227	overhead filter press AE
		<hr/>			
Andritz Separation Inc.		1,429.42			
Aqua-Pure Inc.	601-00000-14206	3,240.00	6/14/2024	164889	ammonium sulfate
Aqua-Pure Inc.	601-49400-21620	1,695.00	6/14/2024	164889	590 lbs of AQ 3025
		<hr/>			
Aqua-Pure Inc.		4,935.00			
B & B Gas Piping Plus, LLC &	602-49450-40400	156.36	6/14/2024	164890	90 degree elbpw and black pipe
		<hr/>			
B & B Gas Piping Plus, LLC &		156.36			
Bauer Built Tire	602-49470-40500	958.00	6/14/2024	164891	#447 4 goodrich tires

Last Name	Acct 1	Amount	Check Date	Check Num	Description
Bauer Built Tire		958.00			
Berg Barb	604-49595-43982	1,077.00	6/27/2024	165034	residential mini split ASHP rebate
Berg Barb		1,077.00			
Bergankdv	604-49590-31200	7,599.51	6/27/2024	165076	Audit Financial Statements For Year Ending 12/31/2023
Bergankdv	602-49490-31200	1,383.54	6/27/2024	165076	Audit Financial Statements For Year Ending 12/31/2023
Bergankdv	601-49440-31200	2,266.95	6/27/2024	165076	Audit Financial Statements For Year Ending 12/31/2023
Bergankdv		11,250.00			
Bettin Trucking	604-49595-43982	1,138.00	6/27/2024	165035	commercial mini split ASHP rebate
Bettin Trucking		1,138.00			
Bevcomm Inc	604-49570-31200	503.35	6/10/2024	164785	AMI
Bevcomm Inc		503.35			
Bock Randall	601-49440-32100	46.44	6/10/2024	0	June 2024 Cell Phone Reimbursement
Bock Randall		46.44			
Boekett Building Supply	604-49570-43900	45.56	6/27/2024	165036	screws and quicksetting cement
Boekett Building Supply	602-49450-43900	6.25	7/10/2024	165228	12' 2x4
Boekett Building Supply	602-49450-43900	23.00	7/10/2024	165228	plywood
Boekett Building Supply		74.81			
Bolton & Menk, Inc.	601-49400-40400	336.00	6/10/2024	164787	Water Plant AC Relocation, Water Supply Plan
Bolton & Menk, Inc.	602-00000-16500	25,279.50	6/14/2024	164944	UV & Biosolids Bid Set 04/13/24 to 05/10/2024 Wastewater Impr
Bolton & Menk, Inc.		25,615.50			
Bomgaars Supply	604-49570-43900	9.99	7/10/2024	165229	plug
Bomgaars Supply	602-49470-40200	99.99	7/10/2024	165229	spotlight
Bomgaars Supply	602-49470-40200	209.98	7/10/2024	165229	spotlight and batteries
Bomgaars Supply	601-49400-43900	29.99	7/10/2024	165229	sink trap
Bomgaars Supply	601-49430-40200	48.47	7/10/2024	165229	paint

Last Name	Acct 1	Amount	Check Date	Check Num	Description
Bomgaars Supply		398.42			
Brevig Painting	602-00000-16200	1,956.00	6/27/2024	165037	paint stairwell and mechanical room - CIP - office improvements
Brevig Painting		1,956.00			
Brockmann Kevin	604-49570-43900	300.00	7/10/2024	165230	safety glasses reimbursement
Brockmann Kevin		300.00			
Campe Tim/Kay	604-49595-43981	200.00	6/27/2024	165038	residential AC rebate
Campe Tim/Kay		200.00			
Capital One Trade Credit	604-49570-40400	204.00	6/14/2024	164945	3/8" Ratchet Line #290
Capital One Trade Credit		204.00			
Carlson Kenneth/Gloria	604-49595-43981	200.00	6/14/2024	164892	residential AC rebate
Carlson Kenneth/Gloria		200.00			
Carquest Auto Parts Stores	601-49400-40500	147.39	7/10/2024	165231	#663 battery
Carquest Auto Parts Stores	602-49450-43900	138.90	7/10/2024	165231	oil absorbant
Carquest Auto Parts Stores	601-49430-40200	23.47	7/10/2024	165231	fittings
Carquest Auto Parts Stores		309.76			
Chesley Steven	601-00000-20200	17.76	6/3/2024	164747	Refund Check 019057-000, 415 W 4th St Mdle Apt
Chesley Steven	604-00000-20200	45.57	6/3/2024	164747	Refund Check 019057-000, 415 W 4th St Mdle Apt
Chesley Steven	602-00000-20200	16.10	6/3/2024	164747	Refund Check 019057-000, 415 W 4th St Mdle Apt
Chesley Steven	604-00000-20200	3.44	6/3/2024	164747	Refund Check 019057-000, 415 W 4th St Mdle Apt
Chesley Steven	604-00000-20200	1.05	6/3/2024	164747	Refund Check 019057-000, 415 W 4th St Mdle Apt
Chesley Steven	602-00000-20200	30.13	6/3/2024	164747	Refund Check 019057-000, 415 W 4th St Mdle Apt
Chesley Steven		114.05			
Christensen Larry/Donna	604-49595-43987	25.00	6/14/2024	164893	residential clothes washer rebate
Christensen Larry/Donna		25.00			
Cintas Corporation	602-49450-31200	50.72	6/14/2024	164947	First Aid Supplies

Last Name	Acct 1	Amount	Check Date	Check Num	Description
Cintas Corporation	604-49570-31200	219.98	7/10/2024	165232	bandages, disinfectants, biofreeze
Cintas Corporation	604-49570-43760	1,821.84	7/10/2024	165232	laundrying services-june
		<hr/>			
Cintas Corporation		2,092.54			
City Of Fairmont Petty Cash	604-49570-20120	5.37	6/27/2024	165039	staff sympathy card
		<hr/>			
City Of Fairmont Petty Cash		5.37			
Colonial Life	601-00000-21812	53.44	6/18/2024	164996	PR Batch 00002.06.2024 Colonial Group Accident
Colonial Life	601-00000-21812	144.32	6/18/2024	164996	PR Batch 00002.06.2024 Colonial Life Insurance
Colonial Life	602-00000-21812	134.82	6/18/2024	164996	PR Batch 00002.06.2024 Colonial Disability
Colonial Life	601-00000-21812	182.96	6/18/2024	164996	PR Batch 00002.06.2024 Colonial Disability
Colonial Life	604-00000-21812	11.00	6/18/2024	164996	PR Batch 00002.06.2024 Colonial GroupSpecifiedDisease
Colonial Life	604-00000-21812	60.39	6/18/2024	164996	PR Batch 00002.06.2024 Colonial Cancer
Colonial Life	601-00000-21812	28.77	6/18/2024	164996	PR Batch 00002.06.2024 Colonial Cancer
Colonial Life	604-00000-21812	49.82	6/18/2024	164996	PR Batch 00002.06.2024 Colonial Group Accident
Colonial Life	602-00000-21812	98.08	6/18/2024	164996	PR Batch 00002.06.2024 Colonial Life Insurance
Colonial Life	601-00000-21812	11.74	6/18/2024	164996	PR Batch 00002.06.2024 Colonial GroupSpecifiedDisease
Colonial Life	602-00000-21812	18.43	6/18/2024	164996	PR Batch 00002.06.2024 Colonial Cancer
Colonial Life	604-00000-21812	243.38	6/18/2024	164996	PR Batch 00002.06.2024 Colonial Disability
Colonial Life	602-00000-21812	52.28	6/18/2024	164996	PR Batch 00002.06.2024 Colonial Group Accident
Colonial Life	602-00000-21812	14.41	6/18/2024	164996	PR Batch 00002.06.2024 Colonial GroupSpecifiedDisease
Colonial Life	604-00000-21812	192.57	6/18/2024	164996	PR Batch 00002.06.2024 Colonial Life Insurance
		<hr/>			
Colonial Life		1,296.41			
Cornerstone Clinic	602-49490-30500	328.00	7/10/2024	165233	preemployment physical-tulowetzke
Cornerstone Clinic	601-49445-30500	215.00	7/10/2024	165233	preemployment physical-johnson
		<hr/>			
Cornerstone Clinic		543.00			
Cress Refrigeration	601-49400-31200	436.82	7/10/2024	165234	air filters and belt
Cress Refrigeration	602-49450-31200	67.50	7/10/2024	165234	air filters and belt
		<hr/>			
Cress Refrigeration		504.32			
Culligan Water of Fairmont	604-49595-43901	970.00	6/14/2024	164894	commercial lighting rebate
		<hr/>			
Culligan Water of Fairmont		970.00			
Dan's Appliance, Inc.	604-49595-43901	571.19	6/14/2024	164895	commercial lighting rebate

Last Name	Acct 1	Amount	Check Date	Check Num	Description
Dan's Appliance, Inc.		571.19			
Day Plumbing Heating & Cooling, Inc.	601-49430-40200	311.88	7/10/2024	165235	split rings and pvc pipe
Day Plumbing Heating & Cooling, Inc.		311.88			
DGR Engineering	604-00000-16500	841.00	6/27/2024	165040	services through 5/31/24 - CIP - 10th st substation upgrades
DGR Engineering	604-00000-16500	1,842.50	6/27/2024	165040	services through 5/31/24 - CIP - FES substation upgrades
DGR Engineering		2,683.50			
Ditch Witch Of Minnesota, Inc.	604-00000-16400	180.21	6/27/2024	165041	battery and charger for bore machine - CIP - replace boring mach
Ditch Witch Of Minnesota, Inc.		180.21			
Dunigan John Jr	604-00000-20200	300.00	6/27/2024	165087	Refund Check 011824-002, 222 1/2 S Main St Str Vw
Dunigan John Jr		300.00			
EFTPS	604-00000-21809	666.72	6/18/2024	0	PR Batch 00002.06.2024 Medicare Employee Portion
EFTPS	601-00000-21803	2,274.02	6/18/2024	0	PR Batch 00002.06.2024 FICA Employer Portion
EFTPS	602-00000-21803	1,259.47	6/18/2024	0	PR Batch 00002.06.2024 FICA Employer Portion
EFTPS	604-00000-21801	4,829.92	6/18/2024	0	PR Batch 00002.06.2024 Federal Income Tax
EFTPS	601-00000-21801	3,430.07	6/18/2024	0	PR Batch 00002.06.2024 Federal Income Tax
EFTPS	601-00000-21803	2,274.02	6/18/2024	0	PR Batch 00002.06.2024 FICA Employee Portion
EFTPS	602-00000-21803	1,259.47	6/18/2024	0	PR Batch 00002.06.2024 FICA Employee Portion
EFTPS	602-00000-21809	294.54	6/18/2024	0	PR Batch 00002.06.2024 Medicare Employer Portion
EFTPS	604-00000-21809	666.72	6/18/2024	0	PR Batch 00002.06.2024 Medicare Employer Portion
EFTPS	601-00000-21809	531.85	6/18/2024	0	PR Batch 00002.06.2024 Medicare Employer Portion
EFTPS	604-00000-21803	2,850.74	6/18/2024	0	PR Batch 00002.06.2024 FICA Employee Portion
EFTPS	602-00000-21809	294.54	6/18/2024	0	PR Batch 00002.06.2024 Medicare Employee Portion
EFTPS	602-00000-21801	1,943.98	6/18/2024	0	PR Batch 00002.06.2024 Federal Income Tax
EFTPS	604-00000-21803	2,850.74	6/18/2024	0	PR Batch 00002.06.2024 FICA Employer Portion
EFTPS	601-00000-21809	531.85	6/18/2024	0	PR Batch 00002.06.2024 Medicare Employee Portion
EFTPS		25,958.65			
El Agave Mexican Restaurant	604-49595-43902	298.00	6/14/2024	164896	commercial AC rebate
El Agave Mexican Restaurant		298.00			
Elan Financial Services	602-49470-40200	911.89	6/17/2024	0	Transmitter Radio 5 Function Het, Cable Backup Hetronic G2 Radio

Last Name	Acct 1	Amount	Check Date	Check Num	Description
Elan Financial Services	604-49570-22300	680.15	6/17/2024	0	Boots Fraser, Conductor Brush
Elan Financial Services	604-49570-33100	298.71	6/17/2024	0	MMUA Underground Training Leach
Elan Financial Services	604-49570-33100	298.71	6/17/2024	0	MMUA Underground Training Fraser
Elan Financial Services	604-49570-43760	440.33	6/17/2024	0	Sweatshirts Electric Dept
Elan Financial Services	604-49570-33100	398.28	6/17/2024	0	MMUA Underground Training Lloyd
Elan Financial Services	604-49570-40400	45.70	6/17/2024	0	Truck #290 Center Console
Elan Financial Services	601-49440-33100	80.00	6/17/2024	0	Travel Expenses
Elan Financial Services		3,153.77			
Fairmont Glass	601-49400-43900	78.74	6/27/2024	165042	window screen repair
Fairmont Glass		78.74			
Fairmont Sentinel	601-49430-43900	37.46	6/27/2024	165090	Drinking Water Legal Ad
Fairmont Sentinel	601-49430-43900	161.70	6/27/2024	165090	Special Mtg Water Quality Prairie Project
Fairmont Sentinel		199.16			
Fastenal Company	601-49400-43900	20.29	7/10/2024	165236	redheads
Fastenal Company	601-49400-40200	151.02	7/10/2024	165236	10'x1x10-14 M-42
Fastenal Company		171.31			
Federated Rural Electric Association	602-49470-38100	68.50	7/10/2024	165237	electric service-june
Federated Rural Electric Association		68.50			
Fleet & Farm Supply	602-49470-40200	196.03	7/10/2024	165238	hoses, wire, metal stakes
Fleet & Farm Supply	602-49450-43900	14.94	7/10/2024	165238	paint liners
Fleet & Farm Supply	602-49450-40400	312.45	7/10/2024	165238	weed whip, fuel mix, string
Fleet & Farm Supply	602-49450-43900	1.50	7/10/2024	165238	assorted nuts and bolts
Fleet & Farm Supply	602-49470-43900	39.48	7/10/2024	165238	plugs, screws
Fleet & Farm Supply	602-49450-43900	14.58	7/10/2024	165238	ant traps
Fleet & Farm Supply	602-49450-43900	16.49	7/10/2024	165238	concrete anchors, gloves
Fleet & Farm Supply	602-49450-43900	-6.00	7/10/2024	165238	pvc caps
Fleet & Farm Supply	601-49400-43900	143.97	7/10/2024	165238	round up
Fleet & Farm Supply	601-49430-40200	15.97	7/10/2024	165238	fittings
Fleet & Farm Supply	602-49470-43900	14.99	7/10/2024	165238	gloves
Fleet & Farm Supply	602-49450-43900	70.54	7/10/2024	165238	paint, brushes, rollers
Fleet & Farm Supply	602-49470-40200	26.99	7/10/2024	165238	50:1 fuel
Fleet & Farm Supply	602-49450-43900	10.99	7/10/2024	165238	coupling
Fleet & Farm Supply	601-49430-40200	72.73	7/10/2024	165238	paint brushes

Last Name	Acct 1	Amount	Check Date	Check Num	Description
Fleet & Farm Supply	602-49470-43900	14.99	7/10/2024	165238	gloves
Fleet & Farm Supply	601-49400-43900	36.96	7/10/2024	165238	electrical plugs
Fleet & Farm Supply	602-49450-43900	37.98	7/10/2024	165238	air chucks
Fleet & Farm Supply	602-49450-40400	62.98	7/10/2024	165238	extension cord
Fleet & Farm Supply	602-49450-43900	18.99	7/10/2024	165238	sump pump hose
		<hr/>			
Fleet & Farm Supply		1,117.55			
Foty Lock LLC	604-49570-43900	197.88	6/27/2024	165043	padlock and keys
		<hr/>			
Foty Lock LLC		197.88			
Fraser Ryan	604-49570-33100	138.00	7/10/2024	0	meal per diem mmua school
		<hr/>			
Fraser Ryan		138.00			
Frontier Communications	604-49570-32100	42.52	6/14/2024	164897	507-235-6081-june
Frontier Communications	604-49570-32100	58.76	6/14/2024	164897	507-238-1928-june
		<hr/>			
Frontier Communications		101.28			
Further	602-00000-21811	458.02	6/18/2024	0	PR Batch 00002.06.2024 Health Savings Account
Further	601-00000-21811	933.06	6/18/2024	0	PR Batch 00002.06.2024 Health Savings Account
Further	604-00000-21811	326.50	6/18/2024	0	PR Batch 00002.06.2024 Health Savings Account
		<hr/>			
Further		1,717.58			
Gopher State One Call, Inc.	602-49470-31200	66.38	7/10/2024	165239	Locating Expense-june
Gopher State One Call, Inc.	604-49570-31200	68.39	7/10/2024	165239	Locating Expense-june
Gopher State One Call, Inc.	602-49470-31200	66.38	7/10/2024	165239	Locating Expense-june
		<hr/>			
Gopher State One Call, Inc.		201.15			
Gormally Denis	604-49595-43990	50.00	6/14/2024	164898	residential furnace rebate
Gormally Denis	604-49595-43981	100.00	6/14/2024	164898	residential AC rebate
		<hr/>			
Gormally Denis		150.00			
Grainger	602-49470-40200	96.81	7/10/2024	165240	check valve, cam and groove adapter
Grainger	602-49470-40200	142.42	7/10/2024	165240	pleated air filter
Grainger	601-49400-40400	640.34	6/14/2024	164899	utility pumps and spill kit

Last Name	Acct 1	Amount	Check Date	Check Num	Description
Grainger		879.57			
Graymont (WI) LLC	601-49400-21620	7,632.63	6/27/2024	165044	high calcium quicklime
Graymont (WI) LLC		7,632.63			
Great Northern Environmental, LLC	602-00000-16500	8,500.00	6/27/2024	165045	inspect, clean, and rebuilding varec biogas - CIP - digester imp
Great Northern Environmental, LLC		8,500.00			
Halverson Ashley	604-00000-20200	0.80	6/3/2024	164748	Refund Check 010478-002, 520 N Hampton St
Halverson Ashley	602-00000-20200	1.63	6/3/2024	164748	Refund Check 010478-002, 520 N Hampton St
Halverson Ashley	602-00000-20200	0.87	6/3/2024	164748	Refund Check 010478-002, 520 N Hampton St
Halverson Ashley	604-00000-20200	0.77	6/3/2024	164748	Refund Check 010478-002, 520 N Hampton St
Halverson Ashley	604-00000-20200	9.60	6/3/2024	164748	Refund Check 010478-002, 520 N Hampton St
Halverson Ashley	601-00000-20200	5.33	6/3/2024	164748	Refund Check 010478-002, 520 N Hampton St
Halverson Ashley	601-00000-20200	6.05	6/3/2024	164748	Refund Check 010478-002, 520 N Hampton St
Halverson Ashley	602-00000-20200	4.53	6/3/2024	164748	Refund Check 010478-002, 520 N Hampton St
Halverson Ashley	601-00000-20200	0.96	6/3/2024	164748	Refund Check 010478-002, 520 N Hampton St
Halverson Ashley		30.54			
Harms Jane	604-49595-43990	50.00	6/14/2024	164900	residential furnace rebate
Harms Jane	604-49595-43981	200.00	6/14/2024	164900	residential AC rebate
Harms Jane		250.00			
Hawkins, Inc.	601-00000-14206	946.63	6/27/2024	165046	134 gal of hydrofluocilic acid
Hawkins, Inc.		946.63			
Hefty Seed Company	604-49570-43900	174.50	6/27/2024	165047	50lb of grass seed
Hefty Seed Company		174.50			
Hertzke Keith	604-49595-43990	50.00	6/14/2024	164901	residential furnace rebate
Hertzke Keith	604-49595-43981	200.00	6/14/2024	164901	residential AC rebate
Hertzke Keith		250.00			
Hintze Lorraine	604-49595-43995	15.00	6/14/2024	164902	residential dehumidifier rebate

Last Name	Acct 1	Amount	Check Date	Check Num	Description
Hintze Lorraine		15.00			
Impact Proven Solutions	601-49440-31200	698.77	6/27/2024	165048	Monthly Utility Billing-June
Impact Proven Solutions	602-49490-31200	426.46	6/27/2024	165048	Monthly Utility Billing-June
Impact Proven Solutions	604-49590-31200	2,342.47	6/27/2024	165048	Monthly Utility Billing-June
Impact Proven Solutions		3,467.70			
J. H. Larson	604-49570-40400	2,109.23	6/27/2024	165049	sump pump switches
J. H. Larson	602-49450-40400	200.71	6/27/2024	165049	sump pump
J. H. Larson		2,309.94			
JB Hunt Corp	604-49570-22300	50.00	6/27/2024	165050	redelivery charge
JB Hunt Corp		50.00			
Jensen Jim	604-49595-43981	200.00	6/14/2024	164903	residential AC rebate
Jensen Jim	604-49595-43990	50.00	6/14/2024	164903	residential furnace rebate
Jensen Jim		250.00			
Jensen Neil	604-49595-43995	15.00	6/14/2024	164904	residential dehumidifier rebate
Jensen Neil	604-49595-43987	25.00	6/14/2024	164904	residential clothes washer rebate
Jensen Neil		40.00			
John Deere Financial	602-49450-40400	52.97	7/10/2024	165241	#430 fuel pump and gasket
John Deere Financial	602-49450-40400	35.34	6/18/2024	165008	Latches for Cab Windows In Old Backhoe Waste Water
John Deere Financial		88.31			
Johnson Cassandra	604-00000-20200	0.97	6/3/2024	164749	Refund Check 006831-003, 1214 Webster St
Johnson Cassandra	602-00000-20200	5.09	6/3/2024	164749	Refund Check 006831-003, 1214 Webster St
Johnson Cassandra	601-00000-20200	0.61	6/3/2024	164749	Refund Check 006831-003, 1214 Webster St
Johnson Cassandra	602-00000-20200	1.05	6/3/2024	164749	Refund Check 006831-003, 1214 Webster St
Johnson Cassandra	602-00000-20200	0.56	6/3/2024	164749	Refund Check 006831-003, 1214 Webster St
Johnson Cassandra	601-00000-20200	6.42	6/3/2024	164749	Refund Check 006831-003, 1214 Webster St
Johnson Cassandra	601-00000-20200	6.17	6/3/2024	164749	Refund Check 006831-003, 1214 Webster St
Johnson Cassandra	604-00000-20200	0.93	6/3/2024	164749	Refund Check 006831-003, 1214 Webster St
Johnson Cassandra	604-00000-20200	11.51	6/3/2024	164749	Refund Check 006831-003, 1214 Webster St

Last Name	Acct 1	Amount	Check Date	Check Num	Description
Johnson Cassandra		33.31			
Jones Theresa	604-49595-43985	25.00	6/14/2024	164905	residential refrigerator rebate
Jones Theresa		25.00			
Junkermeier Dale	604-49595-43990	50.00	6/14/2024	164906	residential furnace rebate
Junkermeier Dale	604-49595-43981	200.00	6/14/2024	164906	residential AC rebate
Junkermeier Dale		250.00			
Laffey Marie	604-49595-43997	20.00	6/14/2024	164907	residential AC tune-up rebate
Laffey Marie		20.00			
Lawn Solutions, Inc	602-49450-31200	1,006.50	6/27/2024	165051	WWTP weed control and fertilizer
Lawn Solutions, Inc	601-49400-31200	1,123.50	6/27/2024	165051	WTP weed control and fertilizer
Lawn Solutions, Inc		2,130.00			
Leach Thomas	604-49570-33100	179.00	7/10/2024	165242	meal per diem mmua school
Leach Thomas		179.00			
Leiding Nicole	604-49595-43989	265.00	6/14/2024	164908	residential fixtures rebate
Leiding Nicole		265.00			
Lesch (Lydia Tessier) Tyler	604-00000-20200	3.01	6/3/2024	164750	Refund Check 018033-000, 1551 Falcon Dr #207
Lesch (Lydia Tessier) Tyler	604-00000-20200	3.65	6/3/2024	164750	Refund Check 018033-000, 1551 Falcon Dr #207
Lesch (Lydia Tessier) Tyler	602-00000-20200	2.40	6/3/2024	164750	Refund Check 018033-000, 1551 Falcon Dr #207
Lesch (Lydia Tessier) Tyler	601-00000-20200	2.65	6/3/2024	164750	Refund Check 018033-000, 1551 Falcon Dr #207
Lesch (Lydia Tessier) Tyler	604-00000-20200	46.66	6/3/2024	164750	Refund Check 018033-000, 1551 Falcon Dr #207
Lesch (Lydia Tessier) Tyler	602-00000-20200	4.52	6/3/2024	164750	Refund Check 018033-000, 1551 Falcon Dr #207
Lesch (Lydia Tessier) Tyler		62.89			
Lind April	604-00000-20200	42.03	6/3/2024	164751	Refund Check 018985-000, 112 W 1st St #5
Lind April	604-00000-20200	3.30	6/3/2024	164751	Refund Check 018985-000, 112 W 1st St #5
Lind April	601-00000-20200	12.58	6/3/2024	164751	Refund Check 018985-000, 112 W 1st St #5
Lind April	602-00000-20200	21.34	6/3/2024	164751	Refund Check 018985-000, 112 W 1st St #5
Lind April	604-00000-20200	2.67	6/3/2024	164751	Refund Check 018985-000, 112 W 1st St #5

Last Name	Acct 1	Amount	Check Date	Check Num	Description
Lind April	602-00000-20200	11.38	6/3/2024	164751	Refund Check 018985-000, 112 W 1st St #5
Lind April	604-00000-20200	5.19	6/3/2024	164751	Refund Check 018985-000, 112 W 1st St #5
		98.49			
Lind April					
Lloyd Jessie	604-49570-33100	179.00	7/10/2024	165243	meal per diem mmua school
		179.00			
Lloyd Jessie					
Locators & Supplies, Inc	602-49470-40200	165.40	6/27/2024	165052	rain jackets
		165.40			
Locators & Supplies, Inc					
Luetgers Shirley	602-00000-20200	25.04	6/3/2024	164752	Refund Check 018562-000, 620 Summit Dr #305
Luetgers Shirley	604-00000-20200	41.72	6/3/2024	164752	Refund Check 018562-000, 620 Summit Dr #305
Luetgers Shirley	604-00000-20200	3.27	6/3/2024	164752	Refund Check 018562-000, 620 Summit Dr #305
Luetgers Shirley	601-00000-20200	14.77	6/3/2024	164752	Refund Check 018562-000, 620 Summit Dr #305
Luetgers Shirley	604-00000-20200	2.40	6/3/2024	164752	Refund Check 018562-000, 620 Summit Dr #305
Luetgers Shirley	602-00000-20200	13.36	6/3/2024	164752	Refund Check 018562-000, 620 Summit Dr #305
		100.56			
Luetgers Shirley					
Marco Technologies, LLC	601-49440-20120	8.69	6/27/2024	165102	Contract Base Rate 06/22 to 07/21/24 City Hall Printer
Marco Technologies, LLC	604-49590-20120	33.28	6/18/2024	165012	Base Rate 06/02 to 07/01/24 Usage 05/02 to 06/01/24 City Hall
Marco Technologies, LLC	602-49490-20120	5.31	6/27/2024	165102	Contract Base Rate 06/22 to 07/21/24 City Hall Printer
Marco Technologies, LLC	602-49490-20220	37.09	6/14/2024	164968	Contract Base Rate 05/14 to 06/13/24. Usage 02/14/24 to 05/13/24
Marco Technologies, LLC	604-49590-20120	29.12	6/27/2024	165102	Contract Base Rate 06/22 to 07/21/24 City Hall Printer
Marco Technologies, LLC	602-49490-20220	13.93	6/27/2024	165102	Contract Base Rate 06/14 to 07/13/24 Printers
Marco Technologies, LLC	602-49490-20120	6.06	6/18/2024	165012	Base Rate 06/02 to 07/01/24 Usage 05/02 to 06/01/24 City Hall
Marco Technologies, LLC	604-49590-20220	47.10	6/14/2024	164968	Contract Base Rate 05/14 to 06/13/24. Usage 02/14/24 to 05/13/24
Marco Technologies, LLC	601-49440-20120	9.93	6/18/2024	165012	Base Rate 06/02 to 07/01/24 Usage 05/02 to 06/01/24 City Hall
Marco Technologies, LLC	601-49440-20220	27.87	6/27/2024	165102	Contract Base Rate 06/14 to 07/13/24 Printers
Marco Technologies, LLC	602-49490-20220	13.93	6/27/2024	165102	Contract Base Rate 06/14 to 07/13/24 Printers
Marco Technologies, LLC	604-49590-20220	41.81	6/27/2024	165102	Contract Base Rate 06/14 to 07/13/24 Printers
Marco Technologies, LLC	601-49440-20220	45.71	6/14/2024	164968	Contract Base Rate 05/14 to 06/13/24. Usage 02/14/24 to 05/13/24
		319.83			
Marco Technologies, LLC					
Martin County Highway Dept	604-49570-21200	1,408.99	7/10/2024	165244	fuel usage-june
Martin County Highway Dept	602-49450-21200	321.15	7/10/2024	165244	fuel usage-june
Martin County Highway Dept	601-49430-21200	827.94	7/10/2024	165244	fuel usage-june
Martin County Highway Dept	602-49470-21200	1,113.21	7/10/2024	165244	fuel usage-june

Last Name	Acct 1	Amount	Check Date	Check Num	Description
Martin County Highway Dept		3,671.29			
Meier Robert	602-00000-20200	17.62	6/3/2024	164753	Refund Check 009936-001, 609 E 2nd St
Meier Robert	602-00000-20200	0.34	6/3/2024	164753	Refund Check 009936-001, 609 E 2nd St
Meier Robert	601-00000-20200	15.80	6/3/2024	164753	Refund Check 009936-001, 609 E 2nd St
Meier Robert	601-00000-20200	31.39	6/3/2024	164753	Refund Check 009936-001, 609 E 2nd St
Meier Robert	602-00000-20200	0.64	6/3/2024	164753	Refund Check 009936-001, 609 E 2nd St
Meier Robert	604-00000-20200	1.39	6/3/2024	164753	Refund Check 009936-001, 609 E 2nd St
Meier Robert	604-00000-20200	1.47	6/3/2024	164753	Refund Check 009936-001, 609 E 2nd St
Meier Robert	601-00000-20200	0.38	6/3/2024	164753	Refund Check 009936-001, 609 E 2nd St
Meier Robert	604-00000-20200	18.63	6/3/2024	164753	Refund Check 009936-001, 609 E 2nd St
Meier Robert		87.66			
Metering & Technology Solutions	601-00000-16500	23,668.22	6/27/2024	165053	water meters - CIP - AMI
Metering & Technology Solutions		23,668.22			
Metro Sales Inc.	604-49570-20120	190.74	6/18/2024	165013	Base Rate 06/03 to 09/02/24 Usage 03/03 to 06/02/24 Electric Dep
Metro Sales Inc.		190.74			
Midco	604-49590-32100	202.84	6/14/2024	164971	City Hall Telephone June 2024
Midco	604-49570-32100	298.74	6/14/2024	164971	Electric Dept Telephone June 2024
Midco	601-49440-32100	60.51	6/14/2024	164971	City Hall Telephone June 2024
Midco	602-49490-32100	36.93	6/14/2024	164971	City Hall Telephone June 2024
Midco	601-49400-32100	365.49	6/14/2024	164971	Water Dept Telephone June 2024
Midco	602-49450-32100	365.58	6/14/2024	164971	Electric Dept Telephone June 2024
Midco		1,330.09			
Milbrandt Kent	604-49595-43989	5.78	6/14/2024	164909	residential fixtures rebate
Milbrandt Kent		5.78			
Miller Trevor	604-49595-43995	15.00	6/14/2024	164910	residential dehumidifier rebate
Miller Trevor		15.00			
Minn Municipal Utilities Association	604-49570-33100	751.00	6/27/2024	165054	lineman college-fraser

Last Name	Acct 1	Amount	Check Date	Check Num	Description
Minn Municipal Utilities Association		751.00			
Minnesota State Retirement System	604-00000-21811	3.23	6/18/2024	0	PR Batch 00002.06.2024 Health Savings Plan AFSCME
Minnesota State Retirement System	601-00000-21811	2.20	6/18/2024	0	PR Batch 00002.06.2024 Health Savings Plan AFSCME
Minnesota State Retirement System	602-00000-21811	2.07	6/18/2024	0	PR Batch 00002.06.2024 Health Savings Plan AFSCME
Minnesota State Retirement System		7.50			
Mitchell Donna	604-49595-43995	15.00	6/14/2024	164911	residential dehumidifier rebate
Mitchell Donna		15.00			
Mn Child Support Payment	604-00000-21720	352.09	6/18/2024	164998	PR Batch 00002.06.2024 HR
Mn Child Support Payment		352.09			
MN Dept Of Commerce	604-49595-43993	2,573.58	6/14/2024	164912	1st Quarter Fiscal Year 2025 Indirect Assessment
MN Dept Of Commerce		2,573.58			
MN Dept Of Revenue	604-00000-21802	2,042.84	6/18/2024	0	PR Batch 00002.06.2024 State Income Tax
MN Dept Of Revenue	601-00000-21802	1,526.15	6/18/2024	0	PR Batch 00002.06.2024 State Income Tax
MN Dept Of Revenue	602-00000-21802	848.91	6/18/2024	0	PR Batch 00002.06.2024 State Income Tax
MN Dept Of Revenue		4,417.90			
MN Energy Resources Corp.	602-49450-38300	2,236.84	6/27/2024	165055	gas utilities-solids
MN Energy Resources Corp.	602-49450-38300	170.02	6/27/2024	165055	gas utilities-burner
MN Energy Resources Corp.		2,406.86			
Mn NCPERS Life Insurance	602-00000-21810	16.00	6/18/2024	164999	PR Batch 00002.06.2024 PERA Term Life
Mn NCPERS Life Insurance	604-00000-21810	48.00	6/18/2024	164999	PR Batch 00002.06.2024 PERA Term Life
Mn NCPERS Life Insurance	601-00000-21810	16.00	6/18/2024	164999	PR Batch 00002.06.2024 PERA Term Life
Mn NCPERS Life Insurance		80.00			
MN Valley Action Council	604-49595-43992	896.98	6/27/2024	165056	residential low-income rebate-BM
MN Valley Action Council	604-49595-43992	864.75	6/27/2024	165056	residential low-income rebate-DT
MN Valley Action Council		1,761.73			

Last Name	Acct 1	Amount	Check Date	Check Num	Description
MN Valley Testing Lab	602-49450-31400	34.13	6/27/2024	165057	wastewater chloride test and fecal coliform test
MN Valley Testing Lab	602-49450-31400	121.76	6/27/2024	165057	wastewater bod carbonaceous tests
MN Valley Testing Lab	602-49450-31400	90.26	6/27/2024	165057	wastewater bod carbonaceous tests and fecal coliform
MN Valley Testing Lab	602-49450-31400	796.91	7/10/2024	165245	class a, eq biosolids testing
MN Valley Testing Lab	602-49450-31400	90.26	6/27/2024	165057	wastewater bod carbonaceous tests and fecal coliform
MN Valley Testing Lab	602-49450-31400	623.84	6/27/2024	165057	potable water tests
MN Valley Testing Lab	602-49450-31400	90.26	6/27/2024	165057	wastewater bod carbonaceous tests and fecal coliform
MN Valley Testing Lab	602-49450-31400	90.26	6/27/2024	165057	wastewater bod carbonaceous tests and fecal coliform
MN Valley Testing Lab	602-49450-31400	160.75	7/10/2024	165245	salty parameters testing
		2,098.43			
MN Valley Testing Lab		2,098.43			
Napa Auto Fairmont Star Group LLC	602-49450-40500	3.37	7/10/2024	165246	#447 oil filter
Napa Auto Fairmont Star Group LLC	604-49570-40500	3.37	6/27/2024	165109	Oil Filter Line #227
		6.74			
Napa Auto Fairmont Star Group LLC		6.74			
National Industrial & Safety Supply	604-49570-22300	998.00	7/10/2024	165247	60 gal trash bags
National Industrial & Safety Supply	604-49570-22300	1,435.20	6/14/2024	164913	AA batteries and electrical tape
		2,433.20			
National Industrial & Safety Supply		2,433.20			
NeonLink LLC	602-49450-31200	114.86	7/10/2024	165248	Enerlyte Payment Services-june
NeonLink LLC	604-49570-31200	630.93	7/10/2024	165248	Enerlyte Payment Services-june
NeonLink LLC	601-49400-31200	188.21	7/10/2024	165248	Enerlyte Payment Services-june
		934.00			
NeonLink LLC		934.00			
Nielsen Blacktopping & Concrete	601-49430-40200	1,493.90	6/14/2024	164976	Water Dig East & West Amber, 923 Willow
		1,493.90			
Nielsen Blacktopping & Concrete		1,493.90			
Niss Mark	604-49595-43981	240.00	6/14/2024	164914	residential AC rebate
		240.00			
Niss Mark		240.00			
Nutt Sally	604-49595-43995	15.00	6/14/2024	164915	residential dehumidifier rebate
		15.00			
Nutt Sally		15.00			
Oletzke Kelsey	604-49595-43981	200.00	6/14/2024	164916	residential AC rebate
Oletzke Kelsey	604-49595-43990	50.00	6/14/2024	164916	residential furnace rebate

Last Name	Acct 1	Amount	Check Date	Check Num	Description
Oletzke Kelsey		250.00			
Pace Analytical Services, Inc.	602-49450-31400	1,338.00	6/27/2024	165058	PFAS Analytical Testing
Pace Analytical Services, Inc.		1,338.00			
Patten Roofing Co.	602-00000-16500	5,000.00	6/27/2024	165059	roofing work completed - CIP - digester improvements
Patten Roofing Co.		5,000.00			
PC Janitorial Supply	601-49400-43900	64.00	6/14/2024	164917	kleenex
PC Janitorial Supply		64.00			
Plunkett's Pest Control, Inc.	602-49450-31200	91.94	6/14/2024	164918	general pest control
Plunkett's Pest Control, Inc.		91.94			
Polydyne Inc.	602-49450-21620	4,853.00	6/14/2024	164919	clarifloc c-6266x 2300lbs
Polydyne Inc.	602-49450-21620	4,853.00	6/14/2024	164919	clarifloc c-6266x 2300lbs
Polydyne Inc.		9,706.00			
Powers Brady	601-49440-32100	46.44	6/10/2024	164823	June 2024 Cell Phone Reikbursement
Powers Brady		46.44			
Prairieland Solid Waste Mgmnt	602-49450-38420	368.32	7/10/2024	165249	refuse disposal-june
Prairieland Solid Waste Mgmnt		368.32			
Pritts-Steuber Electric Motors, Inc	602-49470-40200	20.90	7/10/2024	165250	2 belts
Pritts-Steuber Electric Motors, Inc		20.90			
PSI Water Technologies Inc	601-49400-40400	12,793.18	7/10/2024	165251	asm, electrolytic cell, nova series, 80 p
PSI Water Technologies Inc		12,793.18			
Public Utilities Comm	604-49595-43994	62.10	6/27/2024	165060	lamp and ballast recycling cash rebates
Public Utilities Comm	604-49595-43989	36.12	6/27/2024	165060	LED fixtures cash rebates
Public Utilities Comm	604-49590-43900	2.50	6/27/2024	165060	rebates cash short

Last Name	Acct 1	Amount	Check Date	Check Num	Description
Public Utilities Comm		100.72			
Public Utilities Commission	604-49570-40300	176.90	6/25/2024	165031	EV Charger Wbgo Softball Complex 04/16 to 05/16/2024
Public Utilities Commission		176.90			
Quality Flow Systems, Inc	602-00000-16500	137,698.00	6/27/2024	165061	replace pump and grinders - CIP - digester improvements
Quality Flow Systems, Inc	601-49400-40400	9,220.00	6/27/2024	165061	KSB subm. pump-460/3
Quality Flow Systems, Inc	602-49470-40200	3,595.50	6/27/2024	165061	motor starter for emergency flood event call
Quality Flow Systems, Inc	602-49470-40200	485.00	7/10/2024	165252	sensaphone omni directional antenna
Quality Flow Systems, Inc		150,998.50			
ReLab Software LLC	604-49570-31200	4,482.00	7/10/2024	165253	annual maintenance support agreement (24-25)
ReLab Software LLC		4,482.00			
Rental Sisters LLC	604-49595-43989	40.00	6/14/2024	164920	residential fixtures rebate
Rental Sisters LLC	604-49595-43980	3.99	6/14/2024	164920	2023 residential led bulb rebate
Rental Sisters LLC		43.99			
Resco	604-00000-16500	6,625.28	7/10/2024	165254	Y84900-45 - CIP - AMI
Resco	604-00000-16500	1,951.32	6/27/2024	165062	240V meters - CIP - AMI
Resco	604-00000-16500	1,802.72	6/27/2024	165062	120V meters - CIP - AMI
Resco	604-49570-22300	854.04	6/14/2024	164921	tough one anchors 8"
Resco		11,233.36			
Retirement Association Public Employees	604-00000-21804	3,101.43	6/18/2024	0	PR Batch 00002.06.2024 PERA
Retirement Association Public Employees	604-00000-21804	3,578.57	6/18/2024	0	PR Batch 00002.06.2024 PERA Employer
Retirement Association Public Employees	601-00000-21804	2,531.13	6/18/2024	0	PR Batch 00002.06.2024 PERA
Retirement Association Public Employees	601-00000-21804	2,920.52	6/18/2024	0	PR Batch 00002.06.2024 PERA Employer
Retirement Association Public Employees	602-00000-21804	1,581.39	6/18/2024	0	PR Batch 00002.06.2024 PERA Employer
Retirement Association Public Employees	602-00000-21804	1,370.51	6/18/2024	0	PR Batch 00002.06.2024 PERA
Retirement Association Public Employees		15,083.55			
Richards Auto Repair	604-49595-43901	211.90	7/10/2024	165255	commercial LED fixture rebate
Richards Auto Repair		211.90			

Last Name	Acct 1	Amount	Check Date	Check Num	Description
River Bend Business Products	604-49590-20120	32.64	6/27/2024	165117	Office Supplies City Hall
River Bend Business Products	601-49440-20120	9.74	6/27/2024	165117	Office Supplies City Hall
River Bend Business Products	601-49440-20120	12.83	6/27/2024	165117	Office Supplies City Hall
River Bend Business Products	604-49590-20120	43.13	6/27/2024	165117	Office Supplies City Hall
River Bend Business Products	602-49490-20120	5.94	6/27/2024	165117	Office Supplies City Hall
River Bend Business Products	602-49490-20120	7.85	6/27/2024	165117	Office Supplies City Hall
		<hr/>			
River Bend Business Products		112.13			
Roessler Joe	604-49595-43981	116.00	6/14/2024	164922	residential AC rebate
Roessler Joe	604-49595-43990	50.00	6/14/2024	164922	residential furnace rebate
		<hr/>			
Roessler Joe		166.00			
S & J Excavating, Inc.	601-49430-40200	260.42	6/27/2024	165063	4/25/24 drainage and gay rock
		<hr/>			
S & J Excavating, Inc.		260.42			
Salt Soure	601-49400-21620	4,131.07	7/10/2024	165256	screened coarse solar salt
		<hr/>			
Salt Soure		4,131.07			
Sanco Equipment	601-49400-31200	425.80	6/14/2024	164923	onsite AMI inspection
		<hr/>			
Sanco Equipment		425.80			
Schiltz David	602-49450-32100	46.44	6/10/2024	164831	June 2024 Cell Phone Reimbursement
		<hr/>			
Schiltz David		46.44			
Schultz Audrey	604-49595-43985	75.00	6/27/2024	165064	residential refrigerator rebate
Schultz Audrey	604-49595-43988	25.00	6/27/2024	165064	residential dishwasher rebate
Schultz Audrey	604-49595-43998	10.00	6/27/2024	165064	residential smart thermostat rebate
		<hr/>			
Schultz Audrey		110.00			
Schwickert's Tecta America	601-49400-31200	350.00	6/14/2024	164924	annual backflow preventer testing
Schwickert's Tecta America	601-49400-31200	500.00	6/14/2024	164924	annual RPZ testing
		<hr/>			
Schwickert's Tecta America		850.00			
Skalicky Megan	601-00000-20200	14.93	6/3/2024	164754	Refund Check 014937-002, 203 E 10th St
Skalicky Megan	602-00000-20200	1.33	6/3/2024	164754	Refund Check 014937-002, 203 E 10th St

Last Name	Acct 1	Amount	Check Date	Check Num	Description
Skalicky Megan	604-00000-20200	7.31	6/3/2024	164754	Refund Check 014937-002, 203 E 10th St
Skalicky Megan	604-00000-20200	42.91	6/3/2024	164754	Refund Check 014937-002, 203 E 10th St
Skalicky Megan	602-00000-20200	2.49	6/3/2024	164754	Refund Check 014937-002, 203 E 10th St
Skalicky Megan	602-00000-20200	8.76	6/3/2024	164754	Refund Check 014937-002, 203 E 10th St
Skalicky Megan	604-00000-20200	3.46	6/3/2024	164754	Refund Check 014937-002, 203 E 10th St
Skalicky Megan	604-00000-20200	4.01	6/3/2024	164754	Refund Check 014937-002, 203 E 10th St
Skalicky Megan	601-00000-20200	1.47	6/3/2024	164754	Refund Check 014937-002, 203 E 10th St
Skalicky Megan	601-00000-20200	8.17	6/3/2024	164754	Refund Check 014937-002, 203 E 10th St
		94.84			
Stuart C. Irby Co	604-00000-16300	38,450.00	6/14/2024	164926	HOIN T5007212 transformer - CIP - new transformers
Stuart C. Irby Co	604-49570-22300	200.00	6/27/2024	165065	dark navy jacket
Stuart C. Irby Co	604-49570-22300	209.50	6/27/2024	165065	full face shield
Stuart C. Irby Co	604-49570-22300	2,746.96	7/10/2024	165257	gloce and sleeve testing
		41,606.46			
Swanson Dave	604-49595-43981	1,077.00	6/14/2024	164927	residential mini-split rebate
		1,077.00			
Texas Refinery Corp.	601-49400-40400	1,762.20	7/10/2024	165258	food machinery lube
		1,762.20			
Tietema Brett	604-49595-43987	40.00	6/14/2024	164928	residential clothes washer rebate
		40.00			
TMI Coatings, Inc	602-00000-16500	63,320.00	6/27/2024	165066	clarifier coating 100% complete - CIP - digester improvements
		63,320.00			
Tnemec Company Inc.	601-49400-40400	1,151.40	6/27/2024	165067	HB Epoxoline II
		1,151.40			
Truck Center Companies East LLC	601-49400-40400	59.67	6/27/2024	165068	constant torque clamp
		59.67			
U C Laboratory, Inc	601-49400-31400	287.90	7/10/2024	165259	total coliform 6.2024

Last Name	Acct 1	Amount	Check Date	Check Num	Description
U C Laboratory, Inc		287.90			
UPS	601-49400-31400	52.35	6/14/2024	164929	samples to MN depr of health
UPS	601-49400-31400	70.90	7/10/2024	165260	tests sent to MN dept of health
UPS		123.25			
USA Blue Book	601-49400-31400	401.95	6/27/2024	165069	hach nitrate, chlorine chemkey reagents
USA Blue Book	601-49400-31400	254.30	6/14/2024	164930	kimwipes
USA Blue Book	601-49400-31400	27.79	6/14/2024	164930	hach total chlorine chemkey
USA Blue Book		684.04			
Vantage Transfer - 301177	601-00000-21808	107.21	6/18/2024	0	PR Batch 00002.06.2024 ICMA Loan Repayment
Vantage Transfer - 301177	604-00000-21808	1,917.67	6/18/2024	0	PR Batch 00002.06.2024 ICMA
Vantage Transfer - 301177	604-00000-21808	447.97	6/18/2024	0	PR Batch 00002.06.2024 ICMA Payroll Roth IRA
Vantage Transfer - 301177	604-00000-21808	158.88	6/18/2024	0	PR Batch 00002.06.2024 ICMA- Percent
Vantage Transfer - 301177	602-00000-21808	429.98	6/18/2024	0	PR Batch 00002.06.2024 ICMA- Percent
Vantage Transfer - 301177	601-00000-21808	163.88	6/18/2024	0	PR Batch 00002.06.2024 ICMA Payroll Roth IRA
Vantage Transfer - 301177	602-00000-21808	60.85	6/18/2024	0	PR Batch 00002.06.2024 ICMA Payroll Roth IRA
Vantage Transfer - 301177	604-00000-21808	248.03	6/18/2024	0	PR Batch 00002.06.2024 ICMA Loan Repayment
Vantage Transfer - 301177	601-00000-21808	374.99	6/18/2024	0	PR Batch 00002.06.2024 ICMA
Vantage Transfer - 301177	601-00000-21808	59.64	6/18/2024	0	PR Batch 00002.06.2024 ICMA- Percent
Vantage Transfer - 301177	602-00000-21808	130.34	6/18/2024	0	PR Batch 00002.06.2024 ICMA
Vantage Transfer - 301177		4,099.44			
Verizon Wireless	604-49570-32100	255.23	6/10/2024	164836	Cell Phones Electric Dept 04/21 to 05/20/2024
Verizon Wireless	601-49400-32100	250.21	6/10/2024	164836	Cell Phones Water Dept 04/21 to 05/20/2024
Verizon Wireless	602-49450-32100	46.22	6/10/2024	164836	Cell Phone Waste Water Dept 04/21 to 05/20/2024
Verizon Wireless		551.66			
Vestis	601-49400-31200	183.95	6/14/2024	164931	laundrying services
Vestis	601-49400-31200	183.95	7/10/2024	165261	laundrying services-june
Vestis		367.90			
Voss Cleaning Services, Inc.	602-49450-31200	108.00	6/14/2024	164932	rug service-may
Voss Cleaning Services, Inc.	604-49570-31200	549.86	6/18/2024	165023	Janitorial & Rug Service June 2024 City Hall
Voss Cleaning Services, Inc.	602-49450-31200	100.11	6/18/2024	165023	Janitorial & Rug Service June 2024 City Hall
Voss Cleaning Services, Inc.	601-49440-31200	164.03	6/18/2024	165023	Janitorial & Rug Service June 2024 City Hall

Last Name	Acct 1	Amount	Check Date	Check Num	Description
Voss Cleaning Services, Inc.		922.00			
Wallace Isaac	604-49595-43995	15.00	6/14/2024	164933	residential dehumidifier rebate
Wallace Isaac		15.00			
Warren Jody	604-49595-43981	226.00	6/14/2024	164934	residential AC rebate
Warren Jody	604-49595-43990	50.00	6/14/2024	164934	residential furnace rebate
Warren Jody		276.00			
Wesco Receivables Corp.	604-00000-14207	670.56	7/10/2024	165262	padmount connectors
Wesco Receivables Corp.	604-49570-22300	3,043.34	6/14/2024	164935	2 fibercrete boxpads
Wesco Receivables Corp.		3,713.90			
Western Area Power Admin. US Dept of Energy	604-00000-20100	7,375.84	6/14/2024	164994	May 2024 Electric Service
Western Area Power Admin. US Dept of Energy		7,375.84			
Willard Lance	604-49595-43995	15.00	6/14/2024	164936	residential dehumidifier rebate
Willard Lance	604-49595-43981	636.00	6/14/2024	164936	residential AC rebate
Willard Lance		651.00			
Zenk Tim	604-49595-43990	50.00	6/14/2024	164937	residential furnace rebate
Zenk Tim	604-49595-43981	206.00	6/14/2024	164937	residential AC rebate
Zenk Tim		256.00			
Zierke Built Manufacturing, Inc.	604-49595-43902	150.00	6/14/2024	164938	commercial AC rebate
Zierke Built Manufacturing, Inc.		150.00			
		521,946.81			