CITY OF FAIRMONT
PUBLIC UTILITIES COMMISSION
AGENDA

Tuesday, July 15, 2025

1 Call to Order
- 7:30 AM City Hall Conference Room (Second Floor)

2 Roll Call

Chair Werre	_____
Commissioner Struss	_____
Commissioner Christ	_____
Commissioner Sharp	_____
Commissioner Zoch	_____

3 Public Discussion/Comments (Individual comments are limited to 3 minutes)

4 Approval of Minutes **(2 - 3)**
-Regular Meeting, June 17 , 2025

5 2024 Audit Overview **(4 - 30)**

6 Financials & Productions Stats for June 2025 **(31 - 40)**

7 Approval of Disbursements for June 2025 **(41 - 59)**

8 Old Business

9 New Business
- 9.1 - Approval of DER 2025-0002 **(60 - 64)**
- 9.2 - Approval to purchase switchgear- PO 15554 **(65 - 69)**
- 9.3 - Award of FES Substation Foundation Installation - PO 15568 **(70 - 78)**
- 9.4 - Purchase of High Voltage Switch - PO 15569 **(79 - 86)**
- 9.5 - Purchase of High Voltage Switch - PO 15570 **(87 - 92)**

10 Staff Updates
- 10.1 - Water/Wastewater Departments
- 10.2 - Line Departments

11 Date and Time of Next Meetings:
- Work Session - Tuesday, August 5, 2025
- Regular Meeting - Tuesday, August 19, 2025

12 Adjournment

Fairmont Public Utilities Commission
July 15, 2025

Agenda Item: 4

From: Julie Zarling, Assistant Finance Director
To: Public Utilities Commission

Subject: PUC Minutes from Regular meeting on June 17, 2025

Policy/Action Requested:
Vote Required: __X__ Simple Majority _____ Roll Call

Recommendation: Approval

Overview:

Budget Impact: N/A

Attachments: PUC Minutes Regular Meeting, June 17, 2025

****

PUC Action: _____ Date: _____

PUBLIC UTILITIES COMMISSION

REGULAR MEETING

Tuesday, June 17, 2025
7:30 AM
City Hall Conference Room
Meeting held in person

IN ATTENDANCE: Commissioners Werre, Sharp, Struss, Christ, and Zoch

ALSO IN ATTENDANCE: Public Works/Utilities Director York, Electric Superintendent Heide, Water/Wastewater Superintendent Powers, Assistant Finance Director Zarling

ABSENT:

Commissioner Werre called the meeting to order at 7:30 AM.

Commissioner Werre called for Public Discussion and Comments. No individuals were present for public comment at the meeting.

A motion was made by Mr. Christ, seconded by Mr. Struss and carried to approve the May 20, 2025 minutes.

Assistant Finance Director Zarling presented the financial and capital expense report and production stats for May 2025. Discussion with no action taken.

Assistant Finance Director Zarling presented the record of disbursements for May 2025. Discussion was held. A motion was made by Mr. Struss, seconded by Mr. Sharp and carried to approve the May 2025 record of disbursements.

Water/Wastewater Superintendent Powers explained PO 15541. He received a quote from TMI Coatings for mobilization and sealing of 400 linear feet of clarifier platforms. This includes restoration to the west end where repair is much needed. He reached out to 2 other companies with no response. TMI was used last year for the clarifiers and they did a great job. A motion was made by Mr. Werre, seconded by Mr. Zoch and carried to approve TMI Coatings to do the work explained on PO 15541.

In old business, the different mode of receiving pricing by way of the MN Statute Chapter 453 is on hold for now until further notice.

Electric Superintendent Heide updated the commission on the electric department. Works is starting at FES for the substation. They started digging and doing groundwork. A pole on 10th St was hit by a bus. This pole was holding 69KV lines and needed to be fixed after hours to not affect businesses. The lines on Lake Aires Road are now all buried and the overhead lines are gone.

Water/Wastewater Superintendent Powers updated the commission on his departments. Dirt work has begun for the new ground storage tank. Contractors will start concrete work for the UV/Solids handling upgrade project. Hydrant replacements, repairs, and additions are being done this summer.

There was no other business; it was moved by Mr. Zoch, seconded by Mr. Struss, and approved to adjourn the meeting at 8:35 AM.

_____

Perry Struss, Secretary

Fairmont Public Utilities Commission
July 15, 2025

Agenda Item: 5

From: Paul Hoye, Finance Director
To: Public Utilities Commission

Subject: 2024 Audit Overview

Policy/Action Requested:
Vote Required: ___ Simple Majority _____ Roll Call

Recommendation: Informational

Overview:
Paul Hoye, Finance Director, along with the auditors from Bergan KDV, will be giving a brief overview of the 2024 Annual Audit.

Budget Impact: N/A

Attachments: Audit Communications Letter

****

PUC Action: _____ Date: _____

City of Fairmont
Martin County, Minnesota

Communications Letter

December 31, 2024

City of Fairmont
Table of Contents

Report on Matters Identified as a Result of the Audit of the Basic Financial Statements	1
Material Weakness	3
Required Communication	4
Financial Analysis	9
Emerging Issues	21

Report on Matters Identified as a Result of the Audit of the Basic Financial Statements

Honorable Mayor, Members
of the City Council and Management
City of Fairmont
Fairmont, Minnesota

In planning and performing our audit of the financial statements of the governmental activities, business-type activities, the discretely presented component unit, each major fund, and the aggregate remaining fund information of the City of Fairmont, as of and for the year ended December 31, 2024, in accordance with auditing standards generally accepted in the United States of America and the standards applicable to financial audits contained in *Government Auditing Standards*, issued by the Comptroller General of the United States, we considered the City's internal control over financial reporting (internal control) as a basis for designing audit procedures that are appropriate in the circumstances for the purpose of expressing our opinions on the financial statements, but not for the purpose of expressing an opinion on the effectiveness of the City's internal control. Accordingly, we do not express an opinion on the effectiveness of the City's internal control over financial reporting.

Our consideration of internal control was for the limited purpose described in the preceding paragraph and was not designed to identify all deficiencies in internal control that might be material weaknesses or significant deficiencies and, therefore, material weaknesses or significant deficiencies may exist that have not been identified. In addition, because of inherent limitations in internal control, including the possibility of management override of controls, misstatements due to error, or fraud may occur and not be detected by such controls. However, as discussed below, we identified a certain deficiency in internal control that we consider to be a material weakness.

A deficiency in internal control exists when the design or operation of a control does not allow management or employees, in the normal course of performing their assigned functions, to prevent, or detect and correct, misstatements on a timely basis. A material weakness is a deficiency, or a combination of deficiencies, in internal control over financial reporting, such that there is a reasonable possibility that a material misstatement of the City's basic financial statements will not be prevented, or detected and corrected, on a timely basis. A reasonable possibility exists when the likelihood of an event occurring is either reasonably possible or probable as defined as follows:

- *Reasonably possible*. The chance of the future event or events occurring is more than remote but less than likely.

- *Probable*. The future event or events are likely to occur.

The material weakness identified is stated within this letter.

The accompanying memorandum also includes financial analysis provided as a basis for discussion. The matters discussed herein were considered by us during our audit and they do not modify the opinion expressed in our Independent Auditor's Report dated June 17, 2025, on such statements.

The purpose of this communication, which is an integral part of our audit, is to describe for the Members of the City Council and management and others within the City and state oversight agencies the scope of our testing of internal control and the results of that testing. Accordingly, this communication is not intended to be and should not be used for any other purpose.

Berganklv, Ltd.

Minneapolis, Minnesota
June 17, 2025

City of Fairmont
Material Weakness

Material Audit Adjustments

We proposed audit adjustments that we considered, both individually and in the aggregate, to be quantitatively material to the basic financial statements. This condition could adversely affect the City's ability to present basic financial statements free of material misstatements. Material audit adjustments were proposed related to deferred revenue and accounts payable balances.

City of Fairmont
Required Communication

We have audited the basic financial statements of the governmental activities, business-type activities, the aggregate discretely presented component unit, each major fund, and the aggregate remaining fund information of the City as of and for the year ended December 31, 2024. Professional standards require that we advise you of the following matters related to our audit.

Our Responsibility in Relation to the Financial Statement Audit
As communicated in our engagement letter, our responsibility, as described by professional standards, is to form and express opinions about whether the basic financial statements prepared by management with your oversight are presented fairly, in all material respects, in accordance with accounting principles generally accepted in the United States of America. Our audit of the basic financial statements does not relieve you or management of its respective responsibilities.

Our responsibility, as prescribed by professional standards, is to plan and perform our audit to obtain reasonable, rather than absolute, assurance about whether the basic financial statements are free of material misstatement. An audit of the basic financial statements includes consideration of internal control over financial reporting as a basis for designing audit procedures that are appropriate in the circumstances, but not for the purpose of expressing an opinion on the effectiveness of the City's internal control over financial reporting. Accordingly, as part of our audit, we considered the internal control of the City solely for the purpose of determining our audit procedures and not to provide any assurance concerning such internal control.

We are also responsible for communicating significant matters related to the audit that are, in our professional judgement, relevant to your responsibilities in overseeing the financial reporting process. However, we are not required to design procedures for the purpose of identifying other matters to communicate to you.

Generally accepted accounting principles provide for certain Required Supplementary Information (RSI) to supplement the basic financial statements. Our responsibility with respect to the RSI, which supplements the basic financial statements, is to apply certain limited procedures in accordance with generally accepted auditing standards. However, the RSI was not audited and, because the limited procedures do not provide us with sufficient evidence to express an opinion or provide any assurance, we do not express an opinion or provide any assurance on the RSI.

Our responsibility for the supplementary information accompanying the basic financial statements, as described by professional standards, is to evaluate the presentation of the supplementary information in relation to the basic financial statements as a whole and to report on whether the supplementary information is fairly stated, in all material respects, in relation to the basic financial statements as a whole.

Our responsibility with respect to the other information in documents containing the audited basic financial statements and auditor's report does not extend beyond the basic financial information identified in the report. We have no responsibility for determining whether this other information is properly stated. This other information was not audited, and we do not express an opinion or provide any assurance on it.

Our Responsibility in Relation to *Government Auditing Standards*
As communicated in our engagement letter, part of obtaining reasonable assurance about whether the basic financial statements are free of material misstatement, we performed tests of the City's compliance with certain provisions of laws, regulations, contracts, and grant agreements, noncompliance with which could have a direct and material effect on the determination of basic financial statement amounts. However, the objective of our tests was not to provide an opinion on compliance with such provisions.

Our Responsibility in Relation to Title 2 U.S. *Code of Federal Regulations* Part 200, *Uniform Administrative Requirements, Cost Principles, and Audit Requirements for Federal Awards* (Uniform Guidance)
As communicated in our engagement letter, in accordance with the Uniform Guidance, we examined on a test basis, evidence about the City's compliance with the types of compliance requirements described in the *U.S. Office of Management and Budget* (OMB) Compliance Supplement applicable to each of its major federal programs for the purpose of expressing an opinion on the City's compliance with those requirements. While our audit provided a reasonable basis for our opinion, it did not provide a legal determination on the City's compliance with those requirements.

In planning and performing our audit of compliance, we considered the City's internal control over compliance with the types of requirements that could have a direct and material effect on each major federal program to determine the auditing procedures that are appropriate in the circumstances for the purpose of expressing an opinion on compliance for each major federal program and to test and report on internal control over compliance in accordance with the Uniform Guidance, but not for the purpose of expressing an opinion on the effectiveness of internal control over compliance.

Planned Scope and Timing of the Audit
We conducted our audit consistent with the planned scope and timing we previously communicated to you.

Compliance with All Ethics Requirements Regarding Independence
The engagement team, others in our firm, as appropriate, our firm, and our network firms have complied with all relevant ethical requirements regarding independence.

Significant Risks Identified
We have identified the following significant risks of material misstatement:

- Risk of Improper Revenue Recognition – Revenue recognition is considered a fraud risk on substantially all engagements as it is generally the largest line item impacting a City's change in fund balance or net position.
- Risk of Misappropriation of Assets – Misappropriation of assets is considered a risk in substantially all engagements as assets may be misappropriated due to fraud or error.
- Risk of Management Override of Controls – Management override of internal control is considered a risk in substantially all engagements as management may be incentivized to produce better results.
- Pension Valuation – Net Pension Liability, Deferred Outflows of Resources Related to Pensions, and Deferred Inflows of Resources Related to Pensions – These are generally material to the financial statements and involve significant estimates.

Significant Risks Identified (Continued)

- Other Post-Employment Benefits Valuation – Total OPEB Liability, Deferred Outflows of Resources Related to OPEB, and Deferred Inflows of Resources Related to OPEB – These are generally material to the financial statements and involve significant estimates.
- Compensated Absences – These are generally material to the financial statements and involve significant estimates.

Qualitative Aspects of the City's Significant Accounting Practices

Significant Accounting Policies
Management has the responsibility to select and use appropriate accounting policies. A summary of the significant accounting policies adopted by the City is included in the notes to the basic financial statements. There have been no initial selection of accounting policies and no changes to significant accounting policies or their application during 2024. No matters have come to our attention that would require us, under professional standards, to inform you about (1) the methods used to account for significant unusual transactions and (2) the effect of significant accounting policies in controversial or emerging areas for which there is a lack of authoritative guidance or consensus.

Significant Accounting Estimates and Related Disclosures
Accounting estimates and related disclosures are an integral part of the basic financial statements prepared by management and are based on management's current judgements. Those judgements are normally based on knowledge and experience about past and current events and assumptions about future events. Certain accounting estimates are particularly sensitive because of their significance to the basic financial statements and because of the possibility that future events affecting them may differ markedly from management's current judgements. The most sensitive estimates affecting the basic financial statements relate to:

Total Other Post Employment Benefits (OPEB) Liability, Deferred Outflows of Resources Related to OPEB and Deferred Inflows of Resources Related to OPEB – These balances are based on an actuarial study using the estimates of future obligations of the City for post employment benefits.

Net Pension Liability, Deferred Outflows of Resources Relating to Pensions and Deferred Inflows of Resources Relating to Pensions – These balances are based on an allocation by the pension plans using estimates based on contributions.

Compensated Absences – These balances are based on estimates of percentages of the total amounts that will be used during the course of business.

We evaluated the key factors and assumptions used to develop the accounting estimates and determined that they are reasonable in relation to the basic financial statements taken as a whole and in relation to the applicable opinion units.

Financial Statement Disclosures
Certain basic financial statement disclosures involve significant judgment and are particularly sensitive because of their significance to financial statement users. The basic financial statement disclosures are neutral, consistent, and clear.

Significant Difficulties Encountered during the Audit
We encountered no significant difficulties in dealing with management relating to the performance of the audit.

Uncorrected and Corrected Misstatements
For the purposes of this communication, professional standards require us to accumulate all known and likely misstatements identified during the audit, other than those that we believe are trivial, and communicate them to the appropriate level of management. Further, professional standards require us to also communicate the effects of uncorrected misstatements related to prior periods on the relevant classes of transactions, account balances or disclosures, and the basic financial statements taken as a whole and each applicable opinion unit. The following bullet point summarizes the uncorrected financial statement misstatement whose effects in the current and prior periods, as determined by management, are immaterial, both individually and in the aggregate, to the financial statements taken as a whole and each applicable opinion unit. Uncorrected misstatements or matters underlying those uncorrected misstatements could potentially cause future-period financial statements to be materially misstated, even though the uncorrected misstatements are immaterial to the financial statements currently under audit.

- Accrued wages were understated

In addition, professional standards require us to communicate to you all material, corrected misstatements that were brought to the attention of management as a result of our audit procedures. The following material misstatements that we identified as a result of our audit procedures were brought to the attention of and corrected by management.

- Deferred revenues were understated.
- Accounts payable were understated.

Disagreements with Management
For purposes of this letter, professional standards define a disagreement with management as a matter, whether or not resolved to our satisfaction, concerning a financial accounting, reporting, or auditing matter, which could be significant to the City's basic financial statements or the auditor's report. No such disagreements arose during the course of our audit.

Representations Requested from Management
We have requested certain written representations from management, which are included in the management representation letter.

Management's Consultations with Other Accountants
In some cases, management may decide to consult with other accountants about auditing and accounting matters. Management has informed us that, and to our knowledge, there were no consultations with other accountants regarding auditing and accounting matters.

Other Significant Matters, Findings, or Issues
In the normal course of our professional association with the City, we generally discuss a variety of matters, including the application of accounting principles and auditing standards, significant events or transactions that occurred during the year, operating and regulatory conditions affecting the City, and operational plans and strategies that may affect the risks of material misstatement. None of the matters discussed resulted in a condition to our retention as the City's auditor.

Other Information Included in Annual Reports
Pursuant to professional standards, our responsibility as auditors for other information, whether financial or nonfinancial, included in the City's annual reports, does not extend beyond the information identified in the audit report, and we are not required to perform any procedures to corroborate such other information.

We applied certain limited procedures to the RSI that supplements the basic financial statements. Our procedures consisted of inquiries of management regarding the methods of preparing the information and comparing the information for consistency with management's responses to our inquiries, the basic financial statements, and other knowledge we obtained during our audit of the basic financial statements. We did not audit the RSI and do not express an opinion or provide any assurance on the RSI.

With respect to the supplementary information accompanying the financial statements, we made certain inquiries of management and evaluated the form, content and methods of preparing the information to determine that the information complies with accounting principles generally accepted in the United States of America, the method of preparing it has not changed from the prior period, and the information is appropriate and complete in relation to our audit of the financial statements. We compared and reconciled the supplementary information to the underlying accounting records used to prepare the basic financial statements or to the basic financial statements themselves.

We were not engaged to report on the other information accompanying the basic financial statements but are not RSI. Such information has not been subjected to the auditing procedures applied in the audit of the basic financial statements, and accordingly, we do not express an opinion or provide any assurance on it.

Our responsibility also includes communicating to you any information which we believe is a material misstatement of fact. Nothing came to our attention that caused us to believe that such information, or its manner of presentation, is materially inconsistent with the information, or manner of its presentation, appearing in the basic financial statements.

City of Fairmont
Financial Analysis

The following pages provide graphic representation of select data pertaining to the financial position and operations of the City for the past five years. Our analysis of each graph is presented to provide a basis for discussion of past performance and how implementing certain changes may enhance future performance. A subsequent discussion of this information should be useful for planning purposes.

General Fund

Total fund balance in the General Fund increased 0.9% in 2024 to $9,508,898. General Fund revenues and other financing sources exceeded by expenditures and other financing uses by $88,461 during 2024. A more detailed analysis of the General Fund revenue and expenditure components are presented on the following pages.

The City's fund balance policy establishes an unrestricted fund balance range of 55%-65% of the subsequent year's budgeted expenditures. The current General Fund unrestricted fund balance represents 83.5% of 2025 General Fund budgeted expenditures, or eleven months of those budgeted expenditures. These percentages are consistent with a Statement of Position issued by the Office of the State Auditor which recommended an unrestricted General Fund balance of between 35% to 50% of budgeted revenues and no less than five months of operating expenditures.

A five year history of General Fund balance is shown below.

General Fund Balance

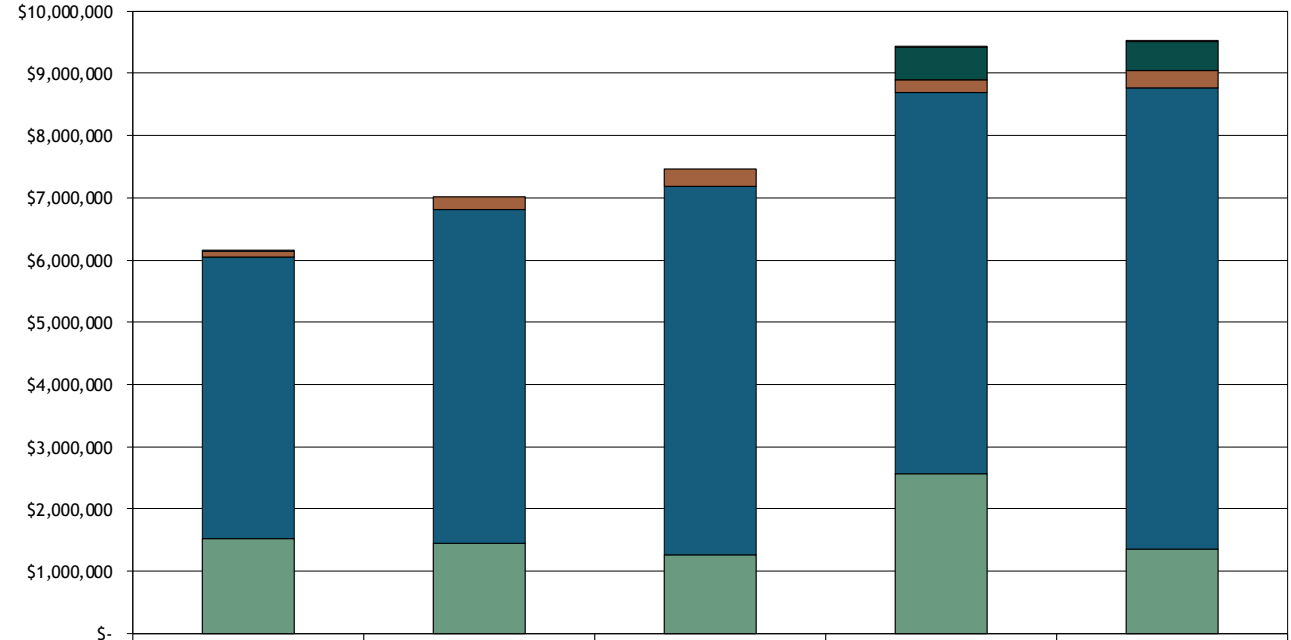

	2020	2021	2022	2023	2024
Nonspendable	$190	$-	$-	$7,625	$190
Restricted	-	-	-	510,648	455,851
Committed	94,412	214,564	285,017	205,314	284,619
Assigned	4,534,775	5,360,813	5,927,303	6,131,402	7,414,982
Unassigned	1,512,473	1,447,582	1,254,173	2,565,448	1,353,256

General Fund Revenues

Allocations of the City's revenues by source for the current and preceding year are displayed below. Intergovernmental decreased due to recognizing the American Rescue Plan Act revenue in 2023. The rest of the allocation was relatively consistent from 2023 to 2024.

General Fund Revenues 2024



General Fund Revenues 2023

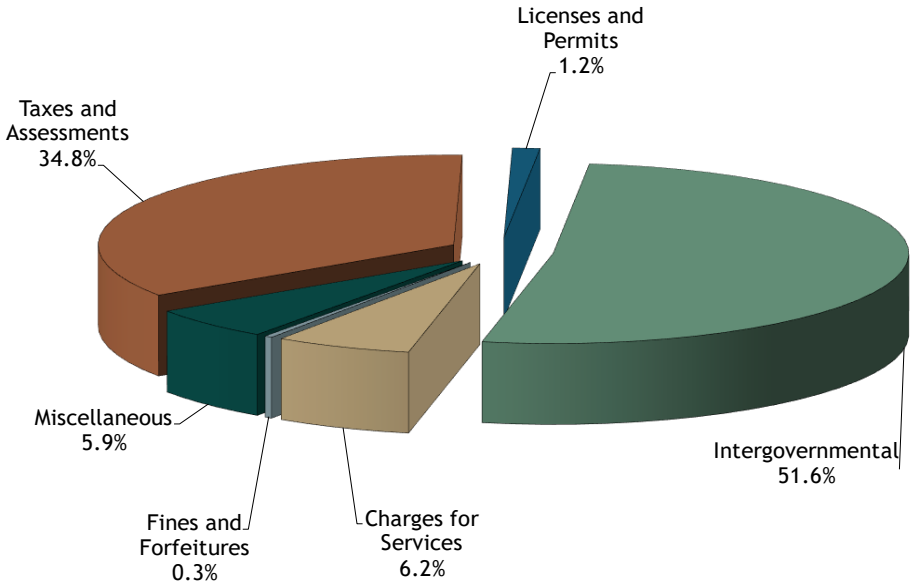

General Fund Revenues (Continued)

The chart below shows the City's revenues by source for the last five years. Intergovernmental revenue decreased by $1,011,086 from 2023 to 2024 due to recognizing the remaining American Rescue Plan Grant revenue in 2023. Property taxes increased $398,068 due to an increase in property tax levy. Miscellaneous revenue increased due to increased investment income related to better market conditions.

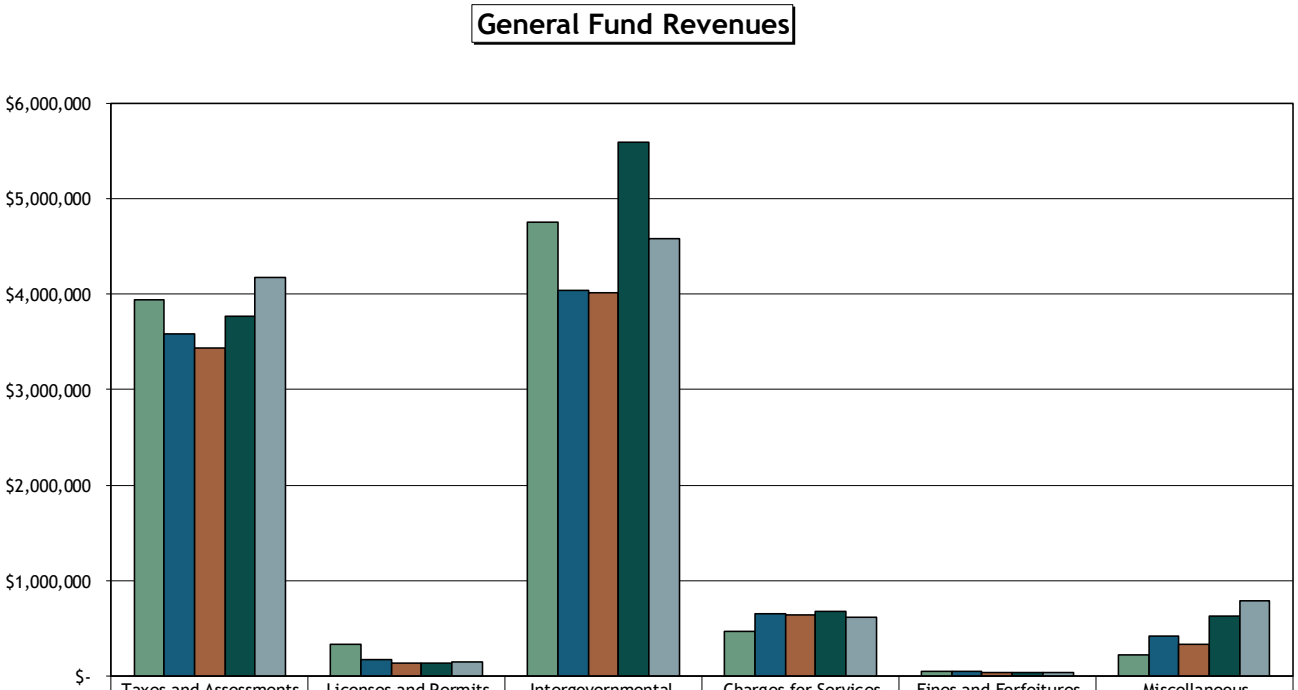

	Taxes and Assessments	Licenses and Permits	Intergovernmental	Charges for Services	Fines and Forfeitures	Miscellaneous
2020	$3,945,001	$334,988	$4,752,114	$470,484	$42,131	$223,751
2021	3,579,617	167,640	4,040,779	656,033	49,592	413,854
2022	3,433,177	129,810	4,015,946	637,925	38,112	325,804
2023	3,775,168	135,266	5,591,232	672,669	37,792	627,909
2024	4,173,236	144,780	4,580,146	607,975	28,444	785,756

General Fund Expenditures

The pie charts below show the breakdown of expenditures in the General Fund for the last two years. The allocation did not change significantly from 2023 to 2024.

General Fund Expenditures 2024

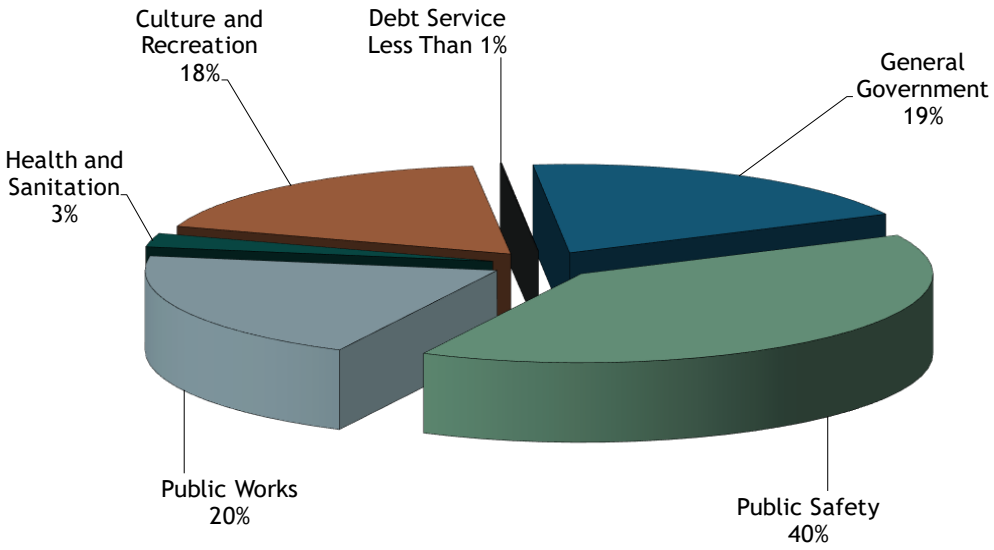

General Fund Expenditures 2023

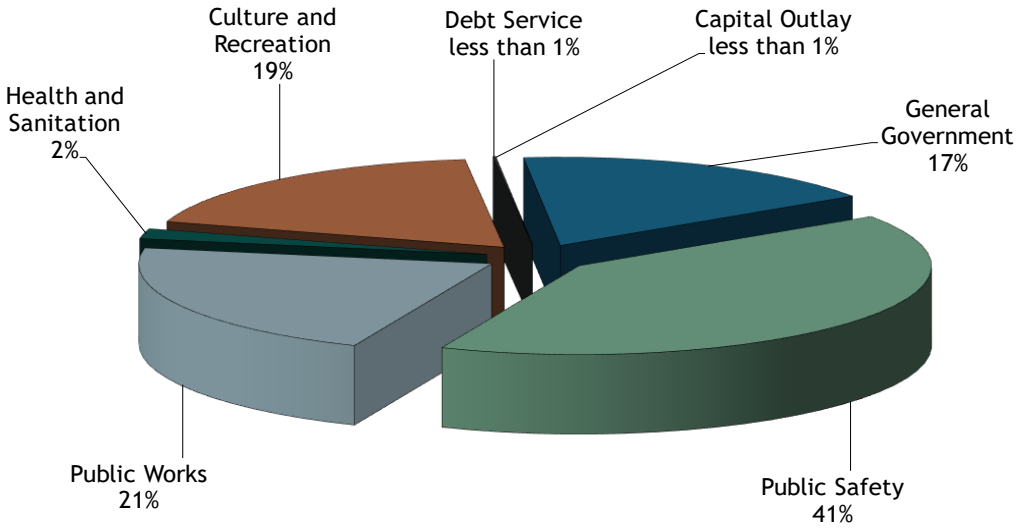

General Fund Expenditures (Continued)

Five year trend information for General Fund expenditures by function is shown below. From 2023 to 2024 expenditures increased $494,599. General Government increased $306,918 due to an additional position and a severance payment to an employee. Other functions had minor variances from the prior year.

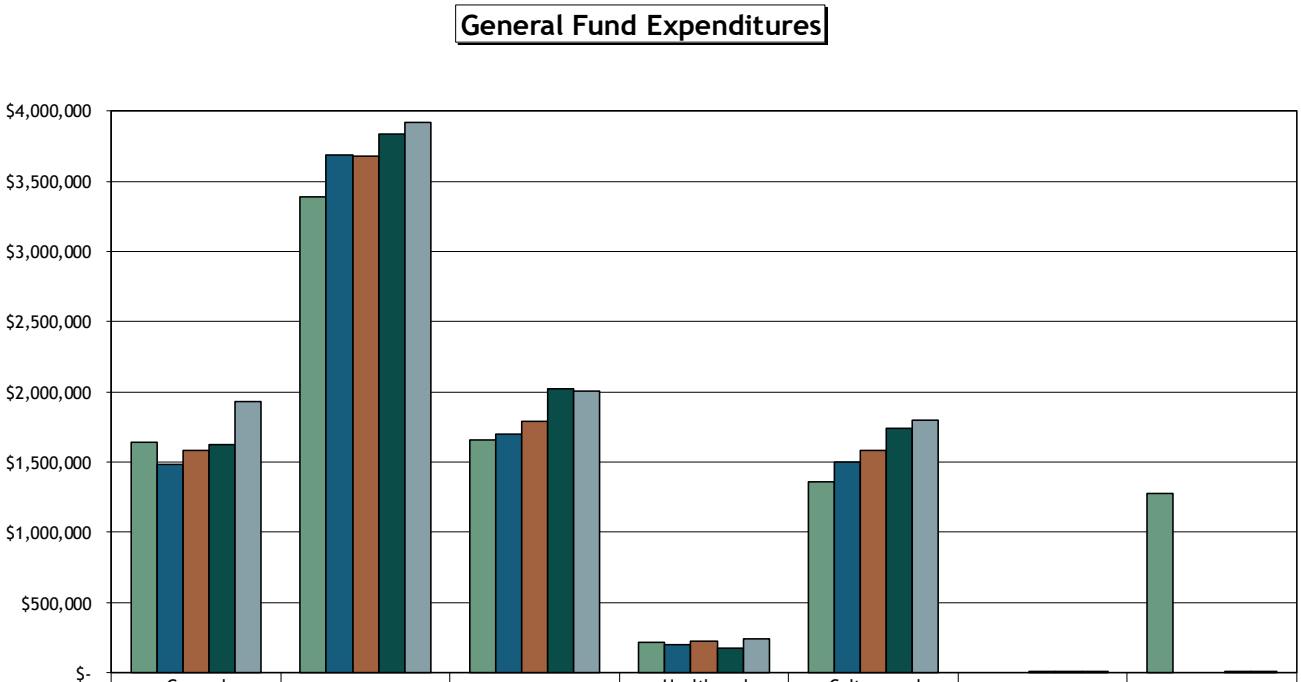

	General Government	Public Safety	Public Works	Health and Sanitation	Culture and Recreation	Debt Service	Capital Outlay
2020	$1,645,448	$3,387,809	$1,655,056	$216,896	$1,358,015	$-	$1,278,035
2021	1,487,700	3,689,336	1,699,660	204,292	1,503,595	-	-
2022	1,580,745	3,679,957	1,791,890	225,095	1,580,036	10,362	-
2023	1,620,956	3,837,746	2,025,358	171,927	1,744,582	10,363	190
2024	1,927,874	3,919,401	2,004,023	246,060	1,799,620	5,181	1,562

General Fund Budget and Actual

	Budget	Actual Amounts	Over (Under) Budget
Revenues			
Property and lodging taxes	$ 4,131,235	$ 4,173,236	$ 42,001
Special assessments	1,500	-	(1,500)
Licenses and permits	171,300	144,780	(26,520)
Intergovernmental	4,506,547	4,580,146	73,599
Charges for services	659,655	607,975	(51,680)
Fines and forfeitures	44,500	28,444	(16,056)
Miscellaneous	247,519	785,756	538,237
Total revenues	9,762,256	10,320,337	558,081
Expenditures			
General government	1,806,440	1,927,874	121,434
Public safety	4,277,155	3,919,633	(357,522)
Public works	2,251,594	2,004,023	(247,571)
Health and sanitation	258,119	246,060	(12,059)
Culture and recreation	1,888,948	1,800,950	(87,998)
Debt service	-	5,181	5,181
Total expenditures	10,482,256	9,903,721	(578,535)
Other Financing Sources (Uses)			
Proceeds from sale of capital asset	-	38,897	38,897
Transfers in	825,000	825,000	-
Transfers out	(105,000)	(1,192,052)	(1,087,052)
Total other financing sources (uses)	720,000	(328,155)	(1,048,155)
Net change in fund balance	$ -	$ 88,461	$ 88,461

The chart above compares actual revenues and expenditures to amounts budgeted in the General Fund for 2024. Actual General Fund revenues were over budget by $558,081 or 5.4%. Miscellaneous revenues were over budget primarily due to conservative budgeting related to investment income. All other sources of revenue were relatively consistent with budgeted amounts.

Total actual expenditures were under budgeted expenditures by $578,535, or 5.8%. Public safety was $357,522 or 9.1% under budget mostly related to personnel costs due to staff shortages. Public works was $247,571 or 12.4% underbudget due to conservative budgeting for street paving and engineering costs. Remaining expenditure categories showed minor budget variations.

City of Fairmont
Financial Analysis

Water Fund

Water Fund operating results over the last five years are presented below. Operating revenues have exceeded operating expenses in four out of the five years presented. Operating revenue in the Water Fund increased 9.9% over the prior year as a result of increased usage and rate adjustments. Expenses for the year decreased 11.0% due to decreased expenses related to the lime pond.

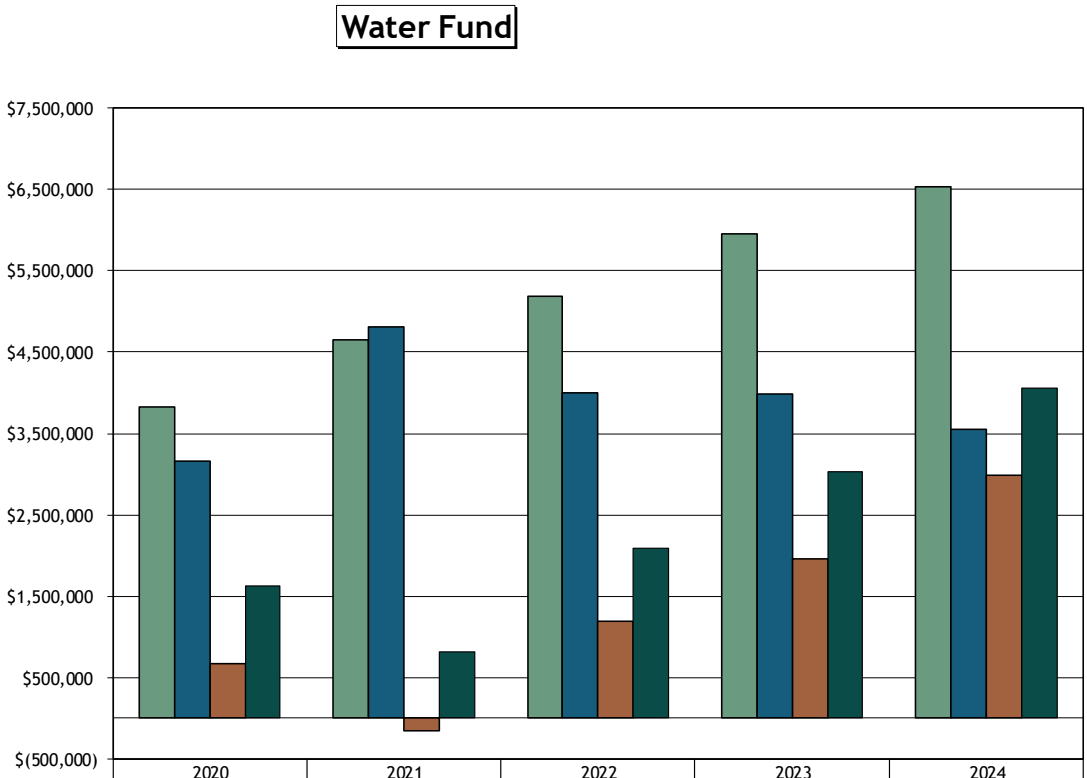

	2020	2021	2022	2023	2024
Total Operating Revenues	$3,828,469	$4,657,030	$5,187,509	$5,951,136	$6,538,928
Total Operating Expenses	3,163,819	4,815,058	3,998,503	3,988,629	3,549,831
Operating Income (Loss)	664,650	(158,028)	1,189,006	1,962,507	2,989,097
Operating Income without Depreciation	1,629,059	813,803	2,087,277	3,033,183	4,057,640

Sewer Fund

Sewer Fund operating results over the last five years are presented below. Operating revenues have exceeded operating expenses in all five years presented. Operating revenues increased $284,822, or 9.0% due to rate adjustments and increased industrial usage, and operating expenses increased $12,183.

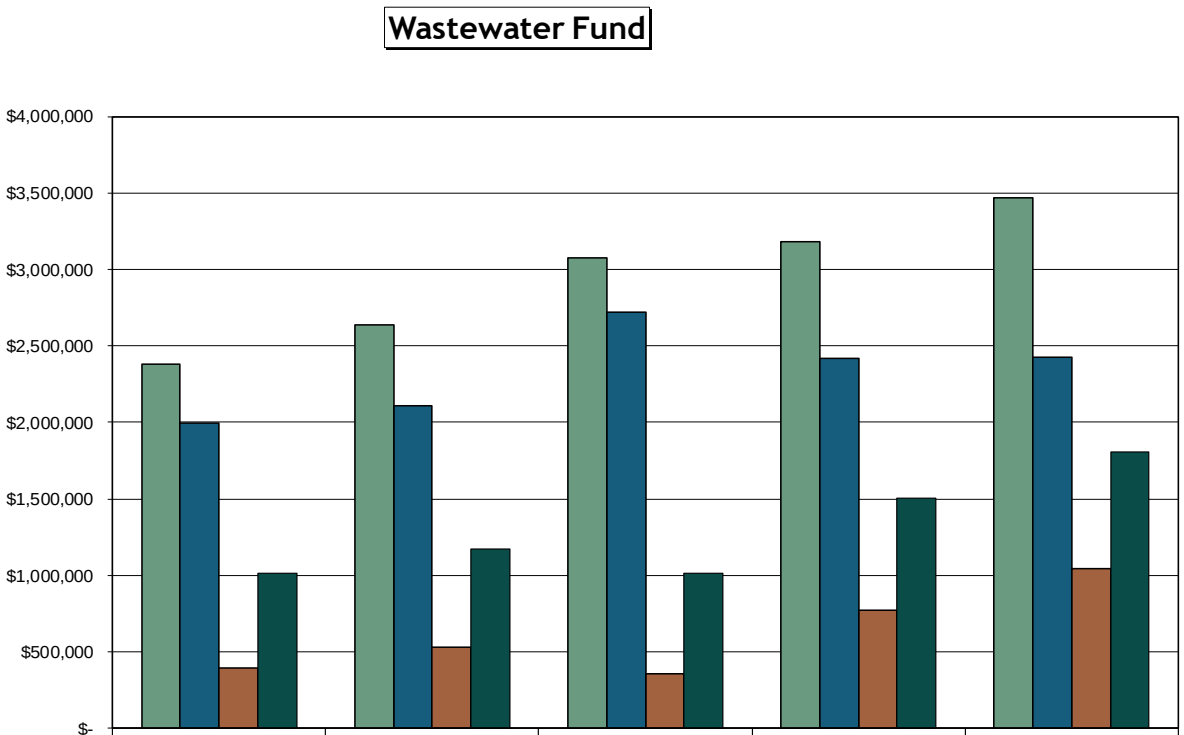

	2020	2021	2022	2023	2024
Total Operating Revenues	$2,380,822	$2,637,253	$3,074,664	$3,183,738	$3,468,560
Total Operating Expenses	1,991,565	2,104,758	2,720,603	2,415,120	2,427,303
Operating Income	389,257	532,495	354,061	768,618	1,041,257
Operating Income without Depreciation	1,016,312	1,171,244	1,010,754	1,504,675	1,808,907

Storm Water Fund

Operating results of the Storm Water Fund are presented below. This Fund has been able to generate operating income with and without depreciation for each of the last five years. From 2023 to 2024, operating revenues of the Fund decreased $5,389. Operating expenses for the Fund decreased $941.

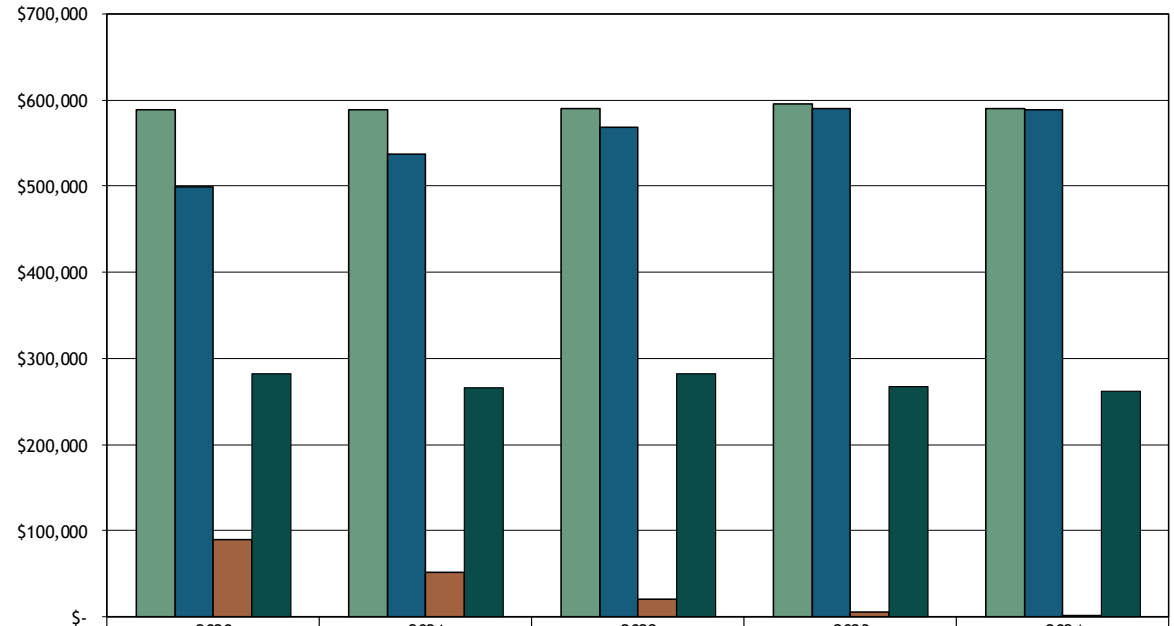

	2020	2021	2022	2023	2024
Total Operating Revenues	$589,241	$589,268	$589,586	$594,955	$589,566
Total Operating Expenses	499,209	537,441	568,989	589,878	588,937
Operating Income	90,032	51,827	20,597	5,077	629
Operating Income without Depreciation	282,552	266,287	282,734	267,214	261,424

Electric Fund

Operating results of the Electric Fund are presented below. This Fund has been able to generate operating income with and without depreciation for all of the last five years. From 2023 to 2024, operating revenues increased $812,944, or 5.0% due to increased usage. Operating expenses for the Fund increased $526,229, or 3.4% due to increased purchased power costs related to increased usage.

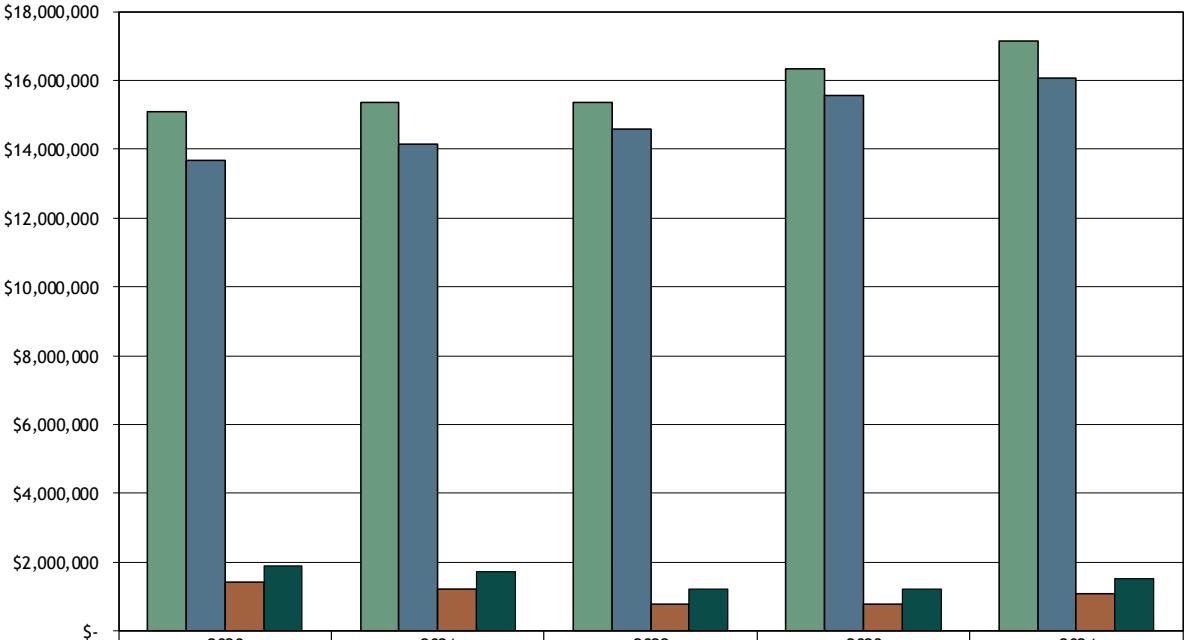

	2020	2021	2022	2023	2024
Total Operating Revenues	$15,096,642	$15,371,028	$15,368,438	$16,343,299	$17,156,243
Total Operating Expenses	13,675,425	14,142,063	14,586,358	15,553,638	16,079,867
Operating Income	1,421,217	1,228,965	782,080	789,661	1,076,376
Operating Income without Depreciation	1,876,842	1,709,620	1,232,135	1,233,083	1,520,437

Liquor Fund

Liquor Fund operating trends are illustrated on the graphs below and on the following page. Sales decreased by 0.3%, while cost of sales had a decrease of 0.2%, from 2023 to 2024. The Liquor Fund had operating income of $570,929 in 2024, a decrease from the operating income of $614,735 in 2023. This was primarily due to increased salaries and benefits due to the addition of a full-time employee.

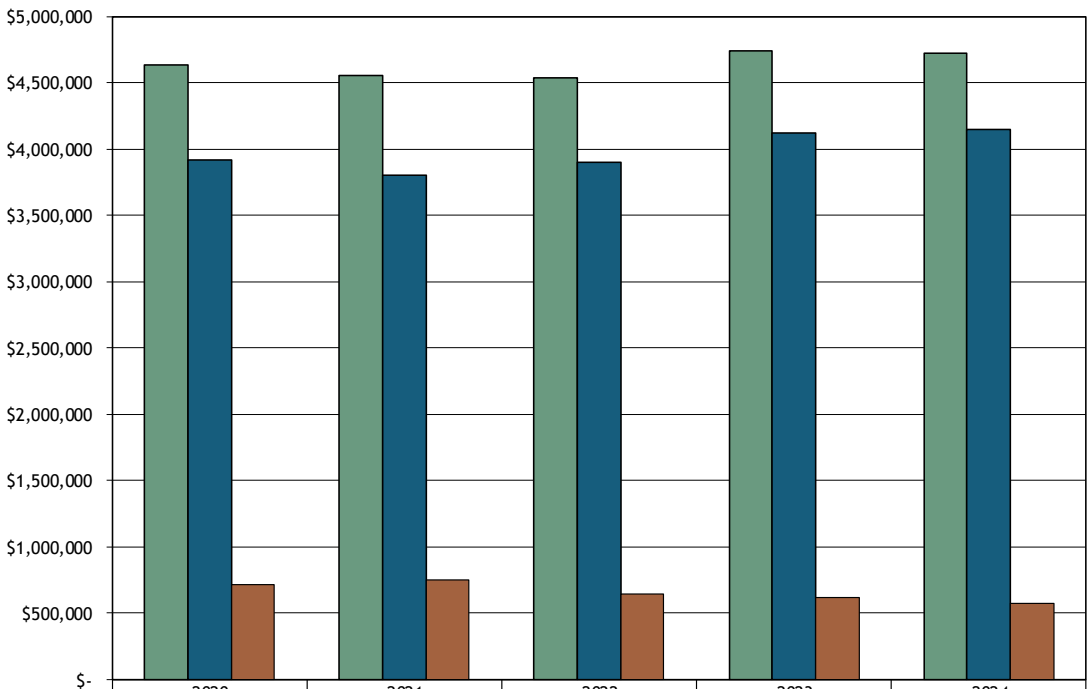

	2020	2021	2022	2023	2024
Total Operating Revenues	$4,631,500	$4,551,173	$4,539,324	$4,738,087	$4,721,826
Cost of Sales and Operating Expenses	3,913,299	3,799,070	3,898,787	4,123,352	4,150,897
Operating Income	718,201	752,103	640,537	614,735	570,929

Liquor Fund (Continued)
Gross profit percentage decreased from 28.1% in 2023 to 28.0% in 2024.

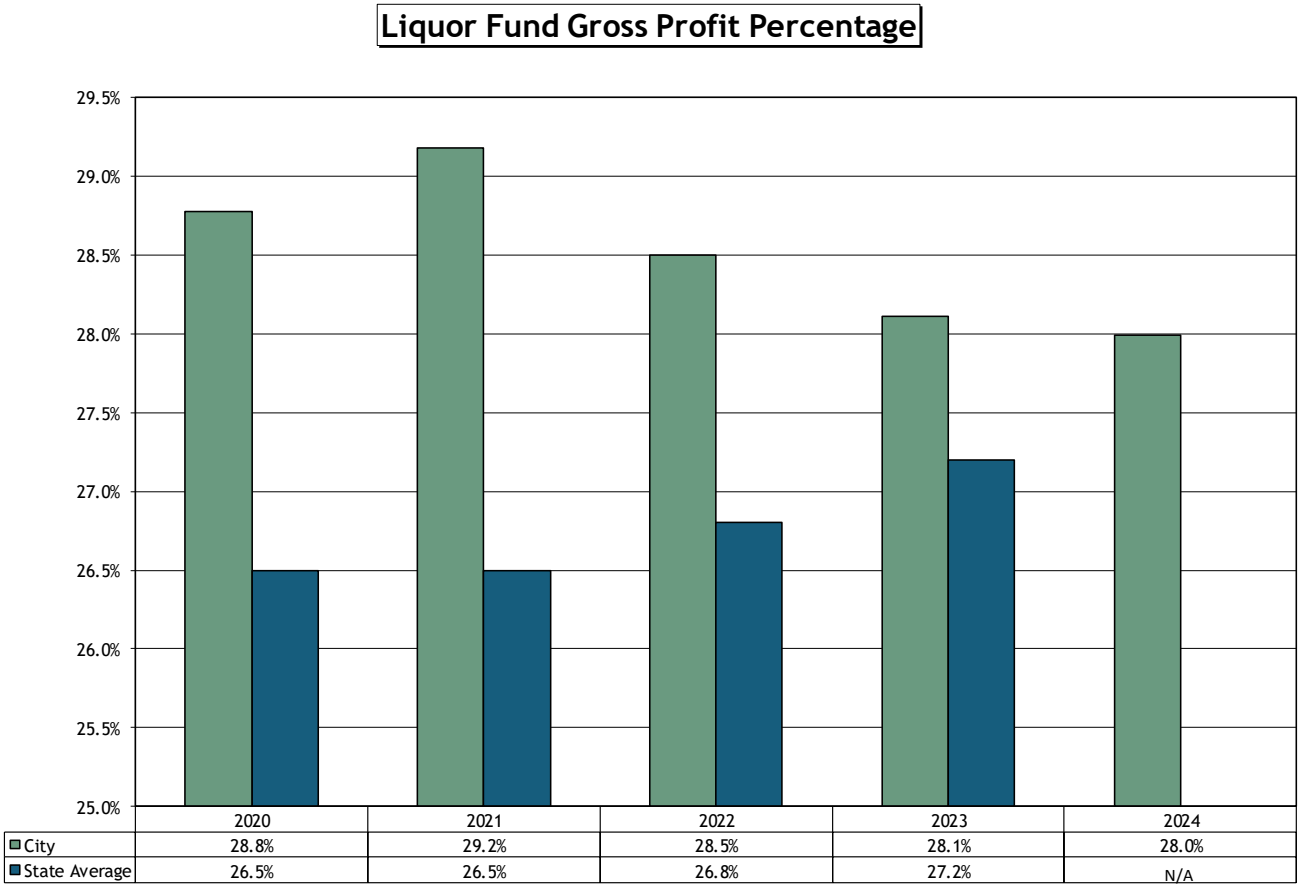

	2020	2021	2022	2023	2024
City	28.8%	29.2%	28.5%	28.1%	28.0%
State Average	26.5%	26.5%	26.8%	27.2%	N/A

*2024 State Average is not yet available.

City of Fairmont
Emerging Issues

Executive Summary
The following is an executive summary of financial related updates to assist you in staying current on emerging issues in accounting and finance. This summary will give you a preview of the new standards that have been recently issued and what is on the horizon for the near future. The most recent and significant updates includes:

- **Accounting Standard Update – GASB Statement No. 102 – *Certain Risk Disclosures***
  GASB has issued GASB Statement No. 102 relating to risk disclosures. The disclosures will provide users with timely information regarding certain concentrations or constraints and related events that have occurred or have begun to occur that make a government vulnerable to a substantial impact.
- **Accounting Standard Update – GASB Statement No. 103 – *Financial Reporting Model Improvements***
  GASB has issued GASB Statement No. 103 relating to changes in financial reporting requirements. The changes provide clarity, enhance the relevance of information, provide more useful information for decision-making, and provide for greater comparability amongst government entities.
- **Accounting Standard Update – GASB Statement No. 104 – *Disclosure of Certain Capital Assets***
  GASB has issued GASB Statement No. 104 relating to capital asset disclosures. The disclosures required by this Statement provide users of the financial statements with essential information about certain types of capital assets.

The following is an extensive summary of the current updates. As your continued business partner, we are committed to keeping you informed of new and emerging issues. We are happy to discuss these issues with you further and their applicability to your City.

City of Fairmont
Emerging Issues

Accounting Standard Update – GASB Statement No. 102 – *Certain Risk Disclosures*
The objective of this Statement is to provide users of government financial statements with information about risks related to a government's vulnerabilities due to certain concentrations or constraints that is essential to their analyses for making decisions or assessing accountability.

This Statement provides definitions for concentration and constraint. A concentration as a lack of diversity related to an aspect of a significant inflow of resources or outflow of resources. A constraint is a limitation imposed on a government by an external party or by formal action of the government's highest level of decision-making authority.

This Statement requires a government to assess whether a concentration or constraint could present a risk of financial difficulty. The City will need to make a disclosure in the notes to the financial statements if all three of the following criteria are true:

- The City knows about the concentration or constraint prior to financial statement issuance.
- The concentration or constraint makes the City vulnerable to risk of a substantial impact.
- An event or events associated with the concentration or constraint that could cause a substantial impact have either (1) happened; (2) started to happen; or (3) are more likely than not to start happening within 12 months of the financial statements being issued.

If a government determines the above criteria for disclosure have been met, it should disclose information in notes to financial statements in sufficient detail to enable users of financial statements to understand the nature of the circumstances disclosed and the government's vulnerability to the risk of a substantial impact. Disclosures are required for the government as a whole as well as any opinion unit in the financial statements that includes outstanding revenue debt. Disclosures can be combined to avoid unnecessary duplication (e.g., a subsequent event footnote).

GASB Statement No. 102 is effective for fiscal years beginning after June 15, 2024. Earlier application is encouraged.

Information provided above was obtained from www.gasb.org.

City of Fairmont
Emerging Issues

Accounting Standard Update – GASB Statement No. 103 – *Financial Reporting Model Improvements*

The objective of this Statement is to improve key components of the financial reporting model to enhance its effectiveness in providing information that is essential for decision making and assessing a government's accountability. This Statement also addresses certain application issues.

This Statement addresses 5 areas of the financial statements (1) Management's Discussion and Analysis (MD&A), (2) Unusual or Infrequent Items, (3) Presentation of the Proprietary Fund Statement of Revenues, Expenses, and Changes in Fund Net Position, (4) Major Component Unit Information, and (5) Budgetary Comparison Information.

This Statement continues the requirement that the MD&A precede the basic financial statements as part of the Required Supplementary Information (RSI). This Statement requires that the information presented in MD&A be limited to the related topics discussed in five sections: (1) Overview of the Financial Statements, (2) Financial Summary, (3) Detailed Analyses, (4) Significant Capital Asset and Long-Term Financing Activity, and (5) Currently Known Facts, Decisions, or Conditions. The Statement stresses that detailed analyses should explain why balances and results of operations changed, rather than stating amounts and "boilerplate" discussions.

This Statement describes unusual or infrequent items as transactions and other events that are either unusual in nature or infrequent in occurrence. Furthermore, governments are required to display the inflows and outflows related to each unusual or infrequent item separately as the last presented flow(s) of resources prior to the net change in resource flows in the government-wide, governmental fund, and proprietary fund statements of resource flows.

This Statement requires that the proprietary fund statement of revenues, expenses, and changes in fund net position continue to distinguish between operating and nonoperating revenues and expenses. The Statement provides clarification regarding operating and nonoperating revenues and expenses. Also, this Statement requires that a subtotal for operating income (loss) and noncapital subsidies be presented before reporting other nonoperating revenues and expenses.

This Statement requires governments to present each major component unit separately in the reporting entity's statement of net position and statement of activities if it does not reduce the readability of the statements. If the readability of those statements would be reduced, combining statements of major component units should be presented after the fund financial statements.

This Statement requires governments to present budgetary comparison information using a single method of communication - RSI. Governments also are required to present (1) variances between original and final budget amounts and (2) variances between final budget and actual amounts. An explanation of significant variances is required to be presented in notes to RSI.

GASB Statement No. 103 is effective for fiscal years beginning after June 15, 2025. Earlier application is encouraged.

Information provided above was obtained from www.gasb.org.

City of Fairmont
Emerging Issues

Accounting Standard Update – GASB Statement No. 104 – *Disclosure of Certain Capital Assets*
The objective of this Statement is to provide users of government financial statements with essential information about certain types of capital assets.

This Statement requires certain types of capital assets continue to be disclosed separately in the capital assets note disclosures including presentation of capital assets by major class and separate disclosure of lease assets, subscription assets, and intangible right-to-use assets.

This Statement requires additional disclosures for capital assets held for sale. A capital asset is held for sale if (a) the government has decided to pursue the sale of the capital asset and (b) it is probable that the sale will be finalized within one year of the financial statement date.

Governments should disclose (1) the ending balance of capital assets held for sale, with separate disclosure for historical cost and accumulated depreciation by major class of asset, and (2) the carrying amount of debt for which the capital assets held for sale are pledged as collateral for each major class of asset.

GASB Statement No. 104 is effective for fiscal years beginning after June 15, 2025. Earlier application is encouraged.

Information provided above was obtained from www.gasb.org.

Fairmont Public Utilities Commission
July 15, 2025

Agenda Item: 6

From: Julie Zarling, Assistant Finance Director
To: Public Utilities Commission

Subject: Financial Report & Production Stats: June 2025

Policy/Action Requested:
Vote Required: ____ Simple Majority _____ Roll Call

Recommendation: Informational

Overview:

Financial Reports, Stats, and the Capital Expenditure Summary for June 2025 are included for review.

Budget Impact: N/A

Attachments: June Financial Report, Capital Expenditures Summary, & Production Statistics

****

PUC Action: _____ Date: _____

FAIRMONT PUBLIC UTILITIES COMMISSION

INCOME STATEMENT SUMMARY: 2025 & 2024

	2025				2024			
WATER DEPARTMENT	**JUN**	**YTD**	**BUDGET**	**% BUDGET**	**JUN**	**YTD**	**BUDGET**	**% BUDGET**
WATER DEPT REVENUE	$614,474.50	$3,429,664.05	$6,673,491.00	51.39%	$621,093.66	$3,329,903.61	$5,978,199.00	55.70%
WATER FILTRATION PLANT EXPENSE	$190,406.47	$780,852.16	$1,791,990.00	43.57%	$112,489.77	$783,057.89	$1,757,948.00	44.54%
WATER DISTRIB EXPENSE	$97,627.33	$406,219.26	$909,008.00	44.69%	$39,661.80	$308,196.07	$865,675.00	35.60%
WATER ADMIN EXPENSE	$29,781.27	$123,861.45	$240,357.00	51.53%	$16,297.49	$101,713.66	$219,368.00	46.37%
WATER MISC EXPENSE	$96,790.01	$794,886.53	$1,595,268.00	49.83%	$89,400.27	$761,276.98	$1,539,620.00	49.45%
TRANSFER OUT TO OTHER FUNDS	$17,178.89	$103,073.34	$206,147.00	50.00%	$15,784.72	$94,708.32	$189,417.00	50.00%
TOTAL WATER DEPT EXPENSE	$431,783.97	$2,208,892.74	$4,742,770.00	46.57%	$273,634.05	$2,048,952.92	$4,572,028.00	44.81%
WATER DEPT NET INCOME (LOSS)	$182,690.53	$1,220,771.31	$1,930,721.00	63.23%	$347,459.61	$1,280,950.69	$1,406,171.00	91.09%

	2025				2024			
WASTEWATER DEPARTMENT	**JUN**	**YTD**	**BUDGET**	**% BUDGET**	**JUN**	**YTD**	**BUDGET**	**% BUDGET**
WASTEWATER DEPT REVENUE	$318,074.07	$2,170,490.69	$3,597,816.00	60.33%	$307,586.19	$1,749,257.78	$4,919,780.00	35.56%
WASTEWATER TREATMENT PLANT EXPENSE	$131,145.11	$682,882.26	$1,328,668.00	51.40%	$91,075.32	$581,146.36	$1,279,511.00	45.42%
WASTEWATER COLLECTION EXPENSE	$26,690.77	$192,739.40	$538,347.00	35.80%	$25,332.52	$151,135.68	$514,223.00	29.39%
WASTEWATER ADMIN EXPENSE	$19,096.75	$89,128.03	$155,466.00	57.33%	$10,758.15	$65,993.19	$141,611.00	46.60%
WASTEWATER MISC EXPENSE	$75,050.67	$450,933.19	$840,750.00	53.63%	$63,962.26	$391,365.36	$766,728.00	51.04%
TRANSFER OUT TO OTHER FUNDS	$9,948.73	$59,692.38	$119,385.00	50.00%	$9,633.51	$57,801.06	$115,602.00	50.00%
TOTAL WASTEWATER DEPT EXPENSE	$261,932.03	$1,475,375.26	$2,982,616.00	49.47%	$200,761.76	$1,247,441.65	$2,817,675.00	44.27%
WASTEWATER DEPT NET INCOME (LOSS)	$56,142.04	$695,115.43	$615,200.00	112.99%	$106,824.43	$501,816.13	$2,102,105.00	23.87%

	2025				2024			
ELECTRIC DEPARTMENT	**JUN**	**YTD**	**BUDGET**	**% BUDGET**	**JUN**	**YTD**	**BUDGET**	**% BUDGET**
ELECTRIC DEPT REVENUE	$1,418,248.59	$8,196,248.82	$17,429,298.00	47.03%	$1,506,002.17	$8,320,984.11	$17,920,234.00	46.43%
PURCHASE POWER EXPENSE	$1,132,822.87	$5,918,161.60	$12,236,276.00	48.37%	$1,116,538.40	$6,241,096.96	$13,165,500.00	47.40%
ELECTRIC DISTRIB EXPENSE	$207,306.00	$1,057,916.59	$1,968,505.00	53.74%	$131,122.84	$783,622.55	$1,784,683.00	43.91%
ELECTRIC ADMIN EXPENSE	$104,426.65	$418,578.53	$806,358.00	51.91%	$59,996.43	$346,064.82	$735,510.00	47.05%
ELECTRIC DEPT MISC EXPENSE	$39,637.37	$281,497.54	$605,709.00	46.47%	$51,758.42	$298,423.87	$699,236.00	42.68%
TRANSFER OUT TO OTHER FUNDS	$51,205.72	$307,234.30	$614,468.00	50.00%	$52,915.10	$317,490.60	$634,981.00	50.00%
TOTAL ELECTRIC DEPT EXPENSE	$1,535,398.61	$7,983,388.56	$16,231,316.00	49.19%	$1,412,331.19	$7,986,698.80	$17,019,910.00	46.93%
ELECTRIC DEPT NET INCOME (LOSS)	($117,150.02)	$212,860.26	$1,197,982.00	17.77%	$93,670.98	$334,285.31	$900,324.00	37.13%

FAIRMONT PUBLIC UTILITIES COMMISSION

CAPITAL EXPENDITURE SUMMARY

2025

		Previous Years			2025			
Acct #	ELECTRIC DISTRIBUTION	Budget	Expenditures	Balance	Budget	Expenses	Encumbered	Available
604-00000-16300	New Transformers	$ 420,000.00	$ 276,205.00	$ 143,795.00	$ 210,000.00	$ 99,872.40	$ 127,465.60	$ 126,457.00
604-00000-14207	Underground Conductors	$ 130,000.00	$ 55,063.00	$ 74,937.00	$ 150,000.00	$ 24,650.00	$ 52,200.00	$ 148,087.00
604-00000-16300	Replace High Voltage Switches	$ 400,000.00	$ 77,217.00	$ 322,783.00	$ 280,000.00	$ 22,981.49	$ 209,772.00	$ 370,029.51
604-00000-16500	Downtown Lighting/Bollard/sign Replacement			$ -	$ 230,000.00			$ 230,000.00
604-00000-16420	Workorder Software/Outage Management (CIP '24)			$ -	$ 80,000.00			$ 80,000.00
604-00000-16500	10th Street SUB Mod/Breakers/Trans. (CIP '24)	$ 1,075,000.00	$ 362,019.67	$ 712,980.33	$ 2,455,200.00	$ 174,020.11		$ 2,281,179.89
604-00000-16500	FES Substation Transformer Replace (CIP '23)	$ 952,500.00	$ 57,150.64	$ 895,349.36	$ 7,600,000.00	$ 222,745.72		$ 7,377,254.28
604-00000-16500	West Industrial Park Substation (CIP '23)	$ 732,850.00	$ 33,674.00	$ 699,176.00	$ 2,255,200.00	$ 119,640.40		$ 2,135,559.60
604-00000-16420	GIS Software (CIP '24)	$ 30,000.00	$ 1,455.55	$ 28,544.45	$ 35,000.00			$ 35,000.00
604-00000-16400	Replace Infared Camera			$ -	$ 22,000.00			$ 22,000.00
604-00000-16300	Replace SCADA System			$ -	$ 250,000.00			$ 250,000.00
604-00000-16200	Repair Damaged Buildings			$ -	$ 50,000.00			$ 50,000.00
604-00000-16500	Street Improvement Projects			$ -	$ 20,000.00			$ 20,000.00
604-00000-16420	Locator/Mapping Software			$ -	$ 20,000.00			$ 20,000.00
604-00000-16420	GIS/RAM/I-PADS (for locating, mapping)			$ -	$ 10,000.00	$ 5,594.27		$ 4,405.73
604-00000-16500	AMI/DCU/Antenna	$ 1,400,000.00	$ 1,636,641.48	$ (236,641.48)	$ 17,000.00			$ 17,000.00
604-00000-16300	Painting Street Lights			$ -	$ 20,000.00			$ 20,000.00
	Contingency			$ -	$ 20,000.00			$ 20,000.00
	TOTAL CAPITAL EXPENDITURES	**$ 5,140,350.00**	**$ 2,499,426.34**	**$ 2,640,923.66**	**$ 13,724,400.00**	**$ 669,504.39**	**$ 389,437.60**	**$ 13,206,973.01**

** Total of 10th St. Sub Design, Relay, and breaker lines from 2023 budget*

FAIRMONT PUBLIC UTILITIES COMMISSION

CAPITAL EXPENDITURE SUMMARY

2025

Acct #	WATER DEPARTMENT	Previous Years Budget	Previous Years Expenditures	Previous Years Balance	2025 Budget	2025 Expenses	2025 Encumbered	2025 Available
601-00000-16500	Raw Water lake wall repair or replacement			$ -	$ 200,000.00			$ 200,000.00
601-00000-16300	Hydrant Updates			$ -	$ 50,000.00	$ 26,331.88		$ 23,668.12
601-00000-16400	Purchase Scissor Lift			$ -	$ 18,000.00	$ 14,670.00		$ 3,330.00
601-00000-16300	Water Tower Inspections			$ -	$ 50,000.00			$ 50,000.00
601-00000-16500	Ground Storage Tank Replacement (CIP 2024)	$ 4,540,000.00	$ 278,182.71	$ 4,261,817.29	$ 4,200,000.00	$ 11,421.90		$ 4,188,578.10
601-00000-16200	Relocate A/C units at WTP (3)			$ -	$ 40,000.00	$ 400.00		$ 39,600.00
601-00000-16500	Lead service line replacments			$ -	$ 10,000.00	$ 32,034.50		$ (22,034.50)
	Miscellaneous capital items (<$5,000 ea.)			$ -	$ 5,000.00			$ 5,000.00
	Contingency			$ -	$ 20,000.00			$ 20,000.00
	TOTAL CAPITAL EXPENDITURES	**$ 4,540,000.00**	**$ 278,182.71**	**$ 4,261,817.29**	**$ 4,593,000.00**	**$ 84,858.28**	**$ -**	**$ 4,508,141.72**

Acct #	WASTEWATER DEPARTMENT	Previous Years Budget	Previous Years Expenditures	Previous Years Balance	2025 Budget	2025 Expenses	2025 Encumbered	2025 Available
602-00000-16500	Lift Station rehab/repair/monitoring			$ -	$ 250,000.00	$ 72,680.00	$ 123,678.00	$ 53,642.00
602-00000-16500	Sliplining/manhole rehab projects			$ -	$ 750,000.00	$ 293,570.92	$ 494,769.60	$ (38,340.52)
602-00000-16300	Smoke test sewers			$ -	$ 20,000.00			$ 20,000.00
602-00000-16400	Collection system by pass pumps			$ -	$ 35,000.00	$ 28,628.98		$ 6,371.02
602-00000-16500	Digester Improvements			$ -	$ 100,000.00		$ 59,770.00	$ 40,230.00
602-00000-16500	UV/Solids handling upgrade project (CIP 2024)	$ 18,000,000.00	$ 2,480,347.08	$ 15,519,652.92	$ 16,000,000.00	$ 4,145,259.70		$ 11,854,740.30
602-00000-16400	Grit Pump/RAS/WAS Replacement Pumps			$ -	$ 45,000.00		$ 37,500.00	$ 7,500.00
602-00000-16200	Roof repairs on 2006 buildings			$ -	$ 55,000.00	$ 11,400.00		$ 43,600.00
	Miscellaneous capital items (<$5,000 ea.)			$ -	$ 5,000.00			$ 5,000.00
	Contingency			$ -	$ 20,000.00			$ 20,000.00
	TOTAL CAPITAL EXPENDITURES	**$ 18,000,000.00**	**$ 2,480,347.08**	**$ 15,519,652.92**	**$ 17,280,000.00**	**$ 4,551,539.60**	**$ 715,717.60**	**$ 12,012,742.80**

City of Fairmont

Detailed CIP Projects

ELECTRIC DISTRIBUTION	Project Cost	Adjustments	Adj. Contract	Expenses YTD	Available Funds
10th Street SUB Modifications/Breakers/Transformer - (CIP 2023)	$ 4,088,500.00		$ 4,088,500.00	$ 536,039.78	$ 3,552,460.22
FES Substation Transformer Replace. - (CIP 2023)	$ 6,248,950.00		$ 6,248,950.00	$ 279,896.36	$ 5,969,053.64
West Industrial Park Substation (Substation) (CIP 2023)	$ 8,404,600.00		$ 8,404,600.00	$ 153,314.40	$ 8,251,285.60

WATER DEPARTMENT	Project Cost	Adjustments	Adj. Contract	Expenses YTD	Available Funds
Ground Storage Tank Replacement (CIP 2024)	$ 4,200,000.00		$ 4,200,000.00	$ 289,604.61	$ 3,910,395.39

WASTEWATER DEPARTMENT	Project Cost	Adjustments	Adj. Contract	Expenses YTD	Available Funds
UV/Solids handling upgrade project (CIP 2024)	$ 32,000,000.00		$ 32,000,000.00	$ 6,625,606.78	$ 25,374,393.22

FAIRMONT PUBLIC UTILITIES

ELECTRIC DEPT STATISTICAL COMPARISON - JUNE

ACCOUNT #	DESCRIPTION	JUN KWH 2025	JUN KWH 2024	JUN REVENUE 2025	JUN REVENUE 2024
604-37400-37411	Residential Light Sales	2,061,440	2,700,688	$281,553.66	$349,874.30
604-37400-37412	Residential Heat Sales	634,469	788,243	$83,170.18	$95,149.73
604-37400-37413	Commercial Service Sales	1,549,618	1,916,616	$200,277.84	$237,596.51
604-37400-37414	Seasonal Commercial Heat Sales	38,963	37,314	$4,835.61	$4,518.31
604-37400-37415	General Service Sales	1,207,784	1,495,743	$144,131.96	$155,766.64
604-37400-37416	Industrial Sales	4,559,039	4,090,289	$504,629.96	$455,752.50
604-37400-37417	All Electric Sales	664,968	796,765	$71,002.80	$78,343.48
604-37400-37418	Rural Electric Sales	224,248	293,209	$30,241.65	$37,273.69
604-37400-37420	Filter Plant Power	98,736	119,056	$8,402.43	$9,834.03
604-37400-37421	WW Treatment Plant Power	125,612	137,966	$10,689.58	$11,395.99
604-37400-37423	Municipal Street Lighting	32,036	29,375	$2,928.10	$2,684.87
604-37400-37422	EV Charging Stations	823	1,247	$485.71	$595.31
604-37400-37426	Security & Street Lighting	2,951	2,647	$905.44	$905.44
604-37400-37419	Energy Cost Adjustment			$50,222.24	$19,401.31
	TOTAL SALES	**11,200,687**	**12,409,158**	**$1,393,477.16**	**$1,459,092.11**
				0.12441	**0.11758**

ELECTRIC PURCHASES	2025	2024
TIE LINE - SMMPA 69 KV (BILLED)	**12,571,856**	**12,425,988**
TIE LINE - WAPA 69 KV (BILLED)	**232,000**	**232,000**
TOTAL PURCHASES (69 KV)	**12,803,856**	**12,657,988**
SALES TO PURCHASES DIFFERENCIAI	**1,603,169**	**248,830**
	87.48%	**98.03%**

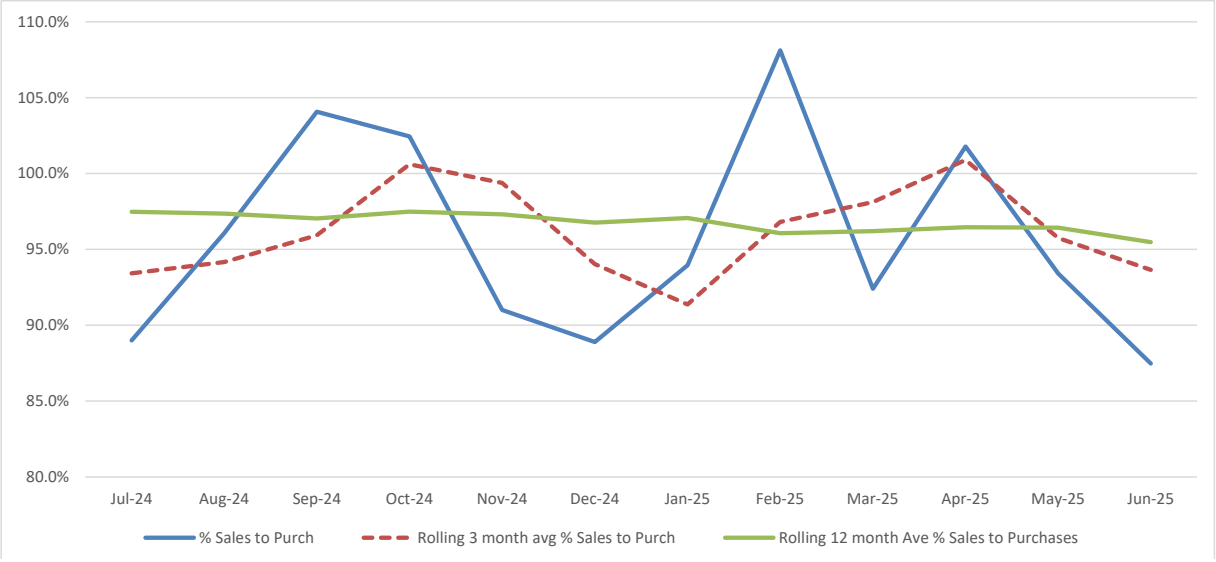

City of Fairmont
Demand Ratchet Costs - 2025

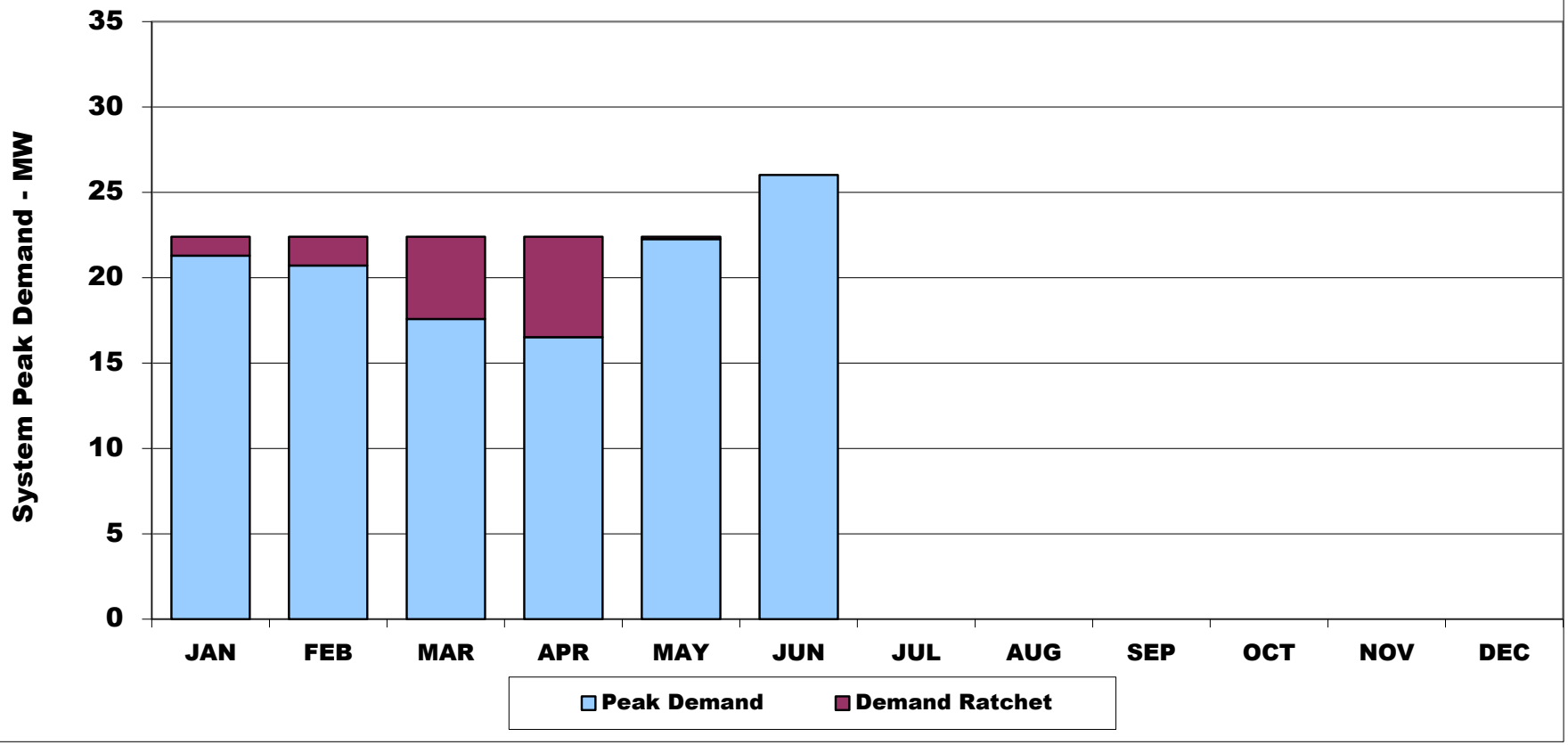

	JAN	FEB	MAR	APR	MAY	JUN	JUL	AUG	SEP	OCT	NOV	DEC
PEAK DEMAND	21,293	20,719	17,580	16,514	22,261	26,012						
RATCHET DEMAND	22,394	22,394	22,394	22,394	22,394							
DIFFERENCE	1,101	1,675	4,814	5,880	133					0	0	0
RATCHET COST	$12,056	$18,341	$52,713	$64,386	$1,456					$0	$0	$0

TOTAL RATCHET COSTS $148,952

JAN - MAY: RATCHET BASED ON SYSTEM PEAK OF 30,262 SET ON AUGUST 26, 2024

JUN - SEP: ANNUAL PEAK MEASUREMENT PERIOD.

OCT-DEC: RATCHET BASED ON SYSTEM PEAK SET SUMMER OF 2025 - TBD

Ratchet is 74% of peak demand.

FAIRMONT PUBLIC UTILITIES - COMPARISON OF PURCHASE POWER TO SALES

FOR YEAR 2025

	SMMPA									WAPA									
	ACTUAL DEMAND	BILLED DEMAND	KWH	DEMAND $$	ENERGY $$	ECA $$	WHEELING	TOTAL BILL	AVERAGE COST/KWH	BILLED DEMAND	KWH	TOTAL BILL	AVERAGE COST/KWH	TOTAL KWH PURCHASED	TOTAL PURCHASED POWER COST	2025 AVE COST KWH	TOTAL KWH SOLD TO CUSTOMERS	TOTAL REVENUE	2025 AVE REV KWH SOLD
JAN	21,293	22,394	12,347,950	$325,041.09	$684,945.87	($14,107.49)	$0.00	$995,879.47	$0.08065	784	286,000	$9,907.70	$0.03464	12,633,950	$1,005,787.17	$0.07961	11,870,644	$1,406,202.47	$0.11846
FEB	20,719	22,394	11,053,342	$287,161.99	$615,382.06	$555.66	$0.00	$903,099.71	$0.08170	785	287,000	$9,930.85	$0.03460	11,340,342	$913,030.56	$0.08051	12,260,892	$1,441,298.93	$0.11755
MAR	17,580	22,394	10,345,371	$313,163.19	$572,138.61	($15,176.24)	$0.00	$870,125.56	$0.08411	782	342,000	$10,821.30	$0.03164	10,687,371	$880,946.86	$0.08243	9,875,944	$1,215,757.30	$0.12310
APR	16,514	22,394	9,663,754	$310,817.99	$540,326.70	$74,062.51	$0.00	$925,207.20	$0.09574	774	358,000	$11,033.30	$0.03082	10,021,754	$936,240.50	$0.09342	10,199,737	$1,300,390.24	$0.12749
MAY	22,261	22,394	10,320,568	$323,461.39	$573,651.05	$37,456.71	$0.00	$934,569.15	$0.09055	569	252,000	$7,926.00	$0.03145	10,572,568	$942,495.15	$0.08915	9,875,872	$1,236,450.38	$0.12520
JUN	26,012	26,012	12,571,856	$371,330.69	$700,318.78	$46,690.25	$0.00	$1,118,339.72	$0.08896	578	232,000	$7,654.40	$0.03299	12,803,856	$1,125,994.12	$0.08794	11,200,687	$1,393,477.16	$0.12441
JUL							$0.00	$0.00	#DIV/0!				#DIV/0!	0	$0.00	#DIV/0!			#DIV/0!
AUG							$0.00	$0.00	#DIV/0!				#DIV/0!	0	$0.00	#DIV/0!			#DIV/0!
SEP							$0.00	$0.00	#DIV/0!				#DIV/0!	0	$0.00	#DIV/0!			#DIV/0!
OCT							$0.00	$0.00	#DIV/0!				#DIV/0!	0	$0.00	#DIV/0!			#DIV/0!
NOV							$0.00	$0.00	#DIV/0!				#DIV/0!	0	$0.00	#DIV/0!			#DIV/0!
DEC							$0.00	$0.00	#DIV/0!				#DIV/0!	0	$0.00	#DIV/0!			#DIV/0!
TOT			66,302,841	$1,930,976.34	$3,686,763.07	$129,481.40	$0.00	$5,747,220.81	$0.08668	4,272	1,757,000	$57,273.55	$0.03260	68,059,841	$5,804,494.36	$0.08529	65,283,776	$7,993,576.48	$0.1224
																		AVE KWH COST	$0.0853
																		KWH SOLD	$0.0889
																		KWH MARGIN	$0.0335

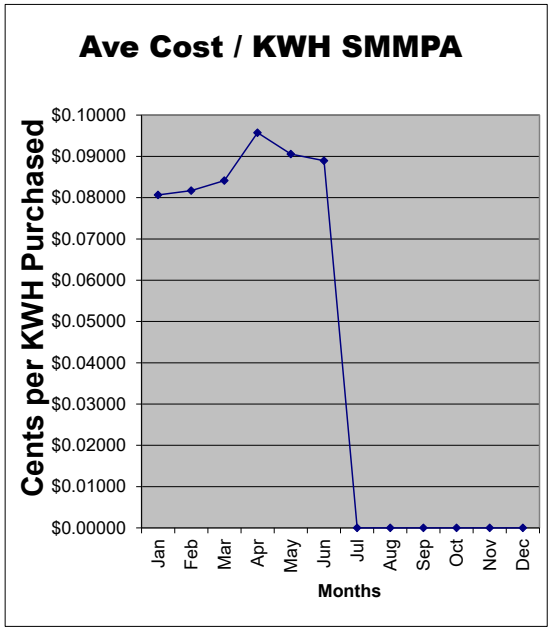

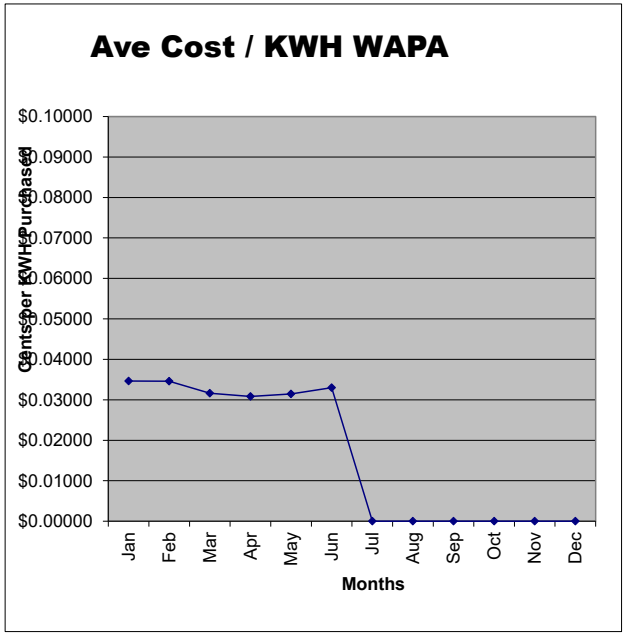

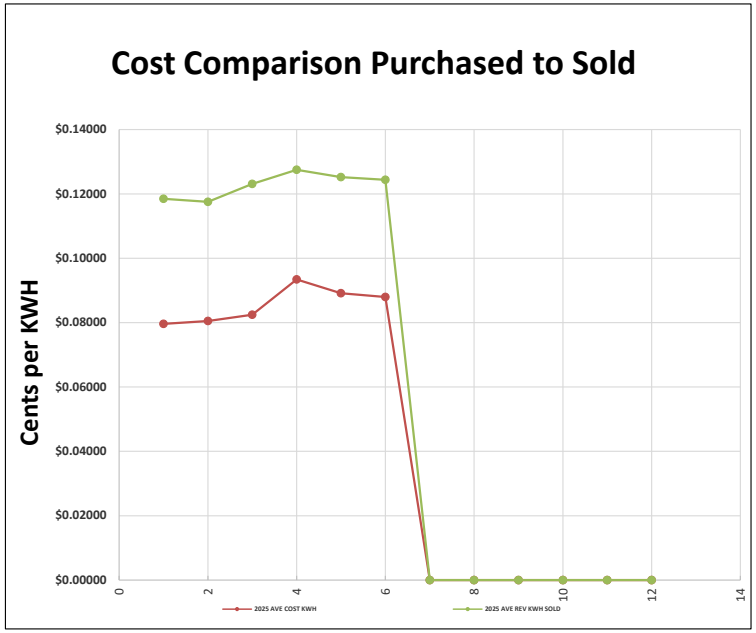

\\fmtfs\Finance\PUC\Statistical Reports SAVE ALL\2025 Stats\Purchased Power Cost 2025

PUBLIC UTILITIES COMMISSION WATER DEPARTMENT STATISTICS FOR 2025

	JAN	FEB	MAR	APR	MAY	JUN	JUL	AUG	SEP	OCT	NOV	DEC
RAW WATER	41,356,170	36,679,440	41,617,550	40,111,010	47,116,780	46,579,690						
FINISHED WATER	41,009,910	36,467,610	41,265,420	39,532,500	46,207,390	45,786,920						
TOTAL PLANT LOSS	**346,260**	**211,830**	**352,130**	**578,510**	**909,390**	**792,770**	**0**	**0**	**0**	**0**	**0**	**0**
RESIDENTIAL SALES	14,027,113	12,958,325	10,019,205	12,151,615	13,034,226	13,932,172						
COMMERCIAL SALES	6,981,642	9,122,347	7,170,330	9,036,555	8,160,248	11,189,248						
INDUSTRIAL SALES	12,291,594	14,977,823	13,354,233	14,888,194	15,586,254	16,670,261						
TOTAL WATER SALES	**33,300,349**	**37,058,495**	**30,543,768**	**36,076,364**	**36,780,728**	**41,791,681**	**0**	**0**	**0**	**0**	**0**	**0**
ACCOUNTED LOSS	823,450	901,500	858,290	231,570	501,350	340,040						
UNACCOUNTED LOSS	6,886,111	(1,492,385)	9,863,362	3,224,566	8,925,312	3,655,199	0	0	0	0	0	0
% OF NET FINISHED WATER	16.79%	-4.09%	23.90%	8.16%	19.32%	7.98%	#DIV/0!	#DIV/0!	#DIV/0!	#DIV/0!	#DIV/0!	#DIV/0!
PEAK DAY VOL	1,580,200	1,578,100	1,532,400	1,452,800	1,698,100	1,780,700						
PEAK DATE	01/30/25	02/27/25	03/30/25	04/18/25	05/22/25	06/22/25						
AVERAGE DAY VOL	1,322,900	1,302,400	1,331,100	1,317,800	1,490,600	1,526,200						
RESIDENTIAL SALES $$	$304,354.92	$296,985.60	$272,468.84	$288,154.93	$297,417.50	$305,484.69						
COMMERCIAL SALES $$	$99,801.91	$119,016.64	$101,576.16	$118,298.03	$110,027.88	$137,303.79						
INDUSTRIAL SALES $$	$89,340.97	$110,888.26	$97,864.81	$110,169.31	$115,768.72	$124,463.96						
TOTAL SALES $$$	**$493,497.80**	**$526,890.50**	**$471,909.81**	**$516,622.27**	**$523,214.10**	**$567,252.44**	**$0.00**	**$0.00**	**$0.00**	**$0.00**	**$0.00**	**$0.00**

WATER DEPARTMENT TOTALS YEAR TO DATE

	2025	2024	
RAW WATER	253,460,640	258,577,810	GAL
FINISHED WATER	250,269,750	251,731,450	GAL
TOTAL PLANT LOSS	3,190,890	6,846,360	
RESIDENTIAL SALES	76,122,656	79,821,949	GAL
COMMERCIAL SALES	51,660,370	53,015,454	GAL
INDUSTRIAL SALES	87,768,359	89,160,081	GAL
TOTAL WATER SALES	215,551,385	221,997,484	GAL
ACCOUNTED LOSSES	3,656,200	7,825,486	GAL
UNACCOUNTED LOSSES	31,062,165	21,908,480	GAL
% OF NET FINISHED WATER	12.41%	8.70%	
YTD RESIDENTIAL SALES $$	$1,764,866.48	$1,707,482.54	
YTD COMMERCIAL SALES $$	$686,024.41	$665,599.55	
YTD INDUSTRIAL SALES $$	$648,496.03	$628,726.80	
YTD WATER SALES TOTAL $$	$3,099,386.92	$3,001,808.89	
REVENUE PER GALLON SOLD	$0.014379	$0.013522	
GROWTH RATE OF REV/GAL SOLD	1.06338	1.06688	

PUBLIC UTILITIES COMMISSION WASTEWATER DEPARTMENT STATISTICS FOR THE YEAR 2025

	JAN	FEB	MAR	APR	MAY	JUN	JUL	AUG	SEP	OCT	NOV	DEC
TOTAL FLOW	33,460,000	29,300,000	40,860,000	58,060,000	56,960,000	72,670,000						
DAILY FLOW	1,080,000	1,050,000	1,320,000	1,940,000	1,840,000	2,420,000						
MAXIMUM FLOW	1,200,000	1,120,000	2,950,000	2,690,000	2,860,000	4,260,000						
MINIMUM FLOW	1,030,000	970,000	1,050,000	1,330,000	1,520,000	1,590,000						
I & I % OF TOTAL FLOW	14.50%	0.21%	38.33%	50.23%	48.60%	53.46%						
INFLUENT AVERAGE:												
LBS / DAY BOD	3,123	3,090	2,935	4,293	4,652	4,840						
LBS / DAY TSS	2,553	2,471	4,004	5,539	5,268	5,092						
EFFLUENT BOD:												
AVERAGE BOD	2.6	5.8	3.3	2.1	3.6	2.6						
MAXIMUM BOD	28.0	20.9	8.5	3.7	5.8	5.3						
MINIMUM BOD	2.0	2.0	2.0	2.0	2.0	1.7						
EFFLUENT TSS:												
AVERAGE TSS	12	11	9	7	9	5						
MAXIMUM TSS	28	18	13	16	14	10						
MINIMUM TSS	5	5	4	3	3	2						
# OF DAYS OVER												
PERMIT LIMITS	0	0	0	0	0	0						
ELECTRIC USE - KWH	122,016	119,640	106,552	126,034	122,098	125,612						
ELECTRIC USE - COST	$10,215.18	$10,186.98	$8,934.18	$11,680.83	$10,844.01	$11,257.85						
REVENUE:												
RESIDENTIAL	$125,707.03	$123,193.77	$114,506.91	$120,305.13	$123,387.99	$113,783.87						
COMMERCIAL	$36,430.68	$42,598.87	$38,715.90	$40,920.21	$43,799.66	$47,403.48						
INDUSTRIAL	$50,035.01	$44,562.41	$68,606.92	$45,798.07	$79,567.55	$66,670.27						
TOTAL REVENUE	**$212,172.72**	**$210,355.05**	**$221,829.73**	**$207,023.41**	**$246,755.20**	**$227,857.62**	**$0.00**	**$0.00**	**$0.00**	**$0.00**	**$0.00**	**$0.00**

BOD = Biodegradable Oxygen Demand

TSS= Total Suspended Solids

WASTEWATER DEPARTMENT TOTALS YEAR TO DATE

	YEAR 2025	YEAR 2024
TOTAL FLOW TO PLANT, GALLONS	291,310,000	407,380,000
I & I % OF TOTAL FLOW	34.22%	46.19%
DAYS EXCEEDING PERMIT LIMITS	0	3
TOTAL ELECTRIC - KWH	721,952	681,372
TOTAL ELECTRIC - COST	$63,119.03	$ 58,755.15
TOTAL RESIDENTIAL REVENUE	$720,884.70	$679,142.06
TOTAL COMMERCIAL REVENUE	$249,868.80	$220,343.46
TOTAL INDUSTRIAL REVENUE	$355,240.23	$327,504.61
TOTAL REVENUE	**$1,325,993.73**	**$1,226,990.13**

Fairmont Public Utilities Commission
July 15, 2025

Agenda Item: 7

From: Julie Zarling, Assistant Finance Director
To: Public Utilities Commission

Subject: Record of Disbursements- June 2025

Policy/Action Requested:
Vote Required: __X__ Simple Majority _____ Roll Call

Recommendation: Approval

Overview:

Approval is requested for the Commissioners' Record of Disbursements for June 2025

Budget Impact:

Attachments: PUC Check Listing for June 2025

****

PUC Action: _____ Date: _____

AP
PUC CHECKS

User: juliezar
Printed: 7/11/2025 3:20:48 PM

Last Name	Acct 1	Amount	Check Date	Check Num	Description
Advanced Engineering & Environmental Services, LLC	602-49450-31200	339.00	6/25/2025	169211	professional services 5/3/25-5/30/25 WWTP
Advanced Engineering & Environmental Services, LLC	601-49400-31200	565.00	6/25/2025	169211	professional services 5/3/25-5/30/25 WTP
Advanced Engineering & Environmental Services, LLC		904.00			
Air Products and Chemicals, Inc.	601-00000-14206	4,305.00	7/9/2025	169385	41k lbs liquird carbon dioxide
Air Products and Chemicals, Inc.		4,305.00			
Altec Industries Inc	604-49570-43900	67.02	6/25/2025	169212	greenlee 13" PVC saw
Altec Industries Inc	604-49570-40300	1,188.73	6/25/2025	169212	cable pullers
Altec Industries Inc	604-49570-40300	519.64	6/25/2025	169212	reflective signs
Altec Industries Inc		1,775.39			
Amazon Capital Services	601-49440-20120	2.63	6/13/2025	169109	Key Fob Holders
Amazon Capital Services	601-49430-40200	59.42	6/11/2025	169037	Dual Lens Endoscope With Light, Flexible Sewer Camera
Amazon Capital Services	602-49490-20120	1.54	6/13/2025	169109	Key Fob Holders
Amazon Capital Services	602-49470-43900	26.98	7/9/2025	169386	straight blade male power inlet receptacle
Amazon Capital Services	604-49590-20120	7.90	6/13/2025	169109	Key Fob Holders
Amazon Capital Services	602-49450-40400	43.33	6/24/2025	169205	ML9-12 12 Volt 9AH SLA Batteries
Amazon Capital Services		141.80			
American Engineering Testing, Inc.	602-00000-16500	8,603.75	6/25/2025	169213	UV disinfection - CIP - UV/Solids handling
American Engineering Testing, Inc.		8,603.75			
American Welding & Gas, Inc.	602-49470-40200	152.70	7/9/2025	169387	cylinder rental
American Welding & Gas, Inc.	604-49570-40300	76.06	6/25/2025	169214	nitrogen cylinder
American Welding & Gas, Inc.		228.76			

Last Name	Acct 1	Amount	Check Date	Check Num	Description
Aqua-Pure Inc.	601-49400-21620	49,567.20	6/25/2025	169215	bulk load of AF 41150
Aqua-Pure Inc.		49,567.20			
Aukes Anthony	602-49470-43900	166.99	6/11/2025	169041	Reimbursement for Safety Boots
Aukes Anthony		166.99			
Aust Debra	604-49595-43990	50.00	6/25/2025	169216	residential furnace rebate
Aust Debra		50.00			
Bevcomm Inc	604-49590-20120	48.05	6/6/2025	169002	Mouse & Keyboard Janelle
Bevcomm Inc		48.05			
Blomster Lance	604-49595-43985	25.00	6/25/2025	169217	residential refrigerator rebate 120 W Interlaken
Blomster Lance		25.00			
Boaz Derek	604-49595-43990	50.00	6/25/2025	169218	residential furnace rebate
Boaz Derek		50.00			
Bock Randall	601-49440-32100	46.44	6/6/2025	0	June 2025 Cell Phone Reimbursement
Bock Randall		46.44			
Boekett Building Supply	601-49400-43900	47.90	6/25/2025	169219	nuts, bolts, washers
Boekett Building Supply		47.90			
Bolton & Menk, Inc.	601-00000-16500	21,220.00	6/18/2025	169191	LSL Replacement Project 03/01 to 03/28/2025
Bolton & Menk, Inc.	602-00000-16500	45,148.75	6/18/2025	169191	UV & Biosolids Construction Services 03/15 to 04/11/2025
Bolton & Menk, Inc.	601-00000-16500	4,968.00	6/18/2025	169191	Ground Storage Reservoir 03/15 to 04/11/2025
Bolton & Menk, Inc.	601-00000-16500	1,870.00	6/26/2025	169308	2025 LSL Replacement Project 04/26 to 05/23/2025
Bolton & Menk, Inc.		73,206.75			
Bomgaars Supply	601-49430-40200	23.99	6/25/2025	169220	mixed gas
Bomgaars Supply	602-49450-43900	47.96	6/25/2025	169220	shop towels
Bomgaars Supply	602-49470-43900	11.48	6/25/2025	169220	hacksaw blade, socket
Bomgaars Supply	602-49450-43900	26.98	6/25/2025	169220	hedge shear, flexible coupler

Last Name	Acct 1	Amount	Check Date	Check Num	Description
Bomgaars Supply	602-49450-43900	18.65	6/25/2025	169220	paint supplies
Bomgaars Supply	601-49400-43900	13.98	6/25/2025	169220	bushings
Bomgaars Supply	601-49400-40400	499.98	6/25/2025	169220	drum fans
Bomgaars Supply	604-49570-43900	26.99	6/25/2025	169220	bar chain oil
Bomgaars Supply	602-49450-43900	66.55	6/25/2025	169220	batteries, fresheners, tub
Bomgaars Supply	602-49450-43900	98.48	6/25/2025	169220	trimmer line, mixed fuel
Bomgaars Supply	601-49430-43900	18.57	6/25/2025	169220	paint, pvc fittings
Bomgaars Supply	601-49400-43900	24.57	6/25/2025	169220	bolt saps and garage door lube
Bomgaars Supply	602-49450-43900	6.99	6/25/2025	169220	marine weld
Bomgaars Supply	602-49450-43900	64.97	6/25/2025	169220	chain lube, tub
Bomgaars Supply	601-49400-43900	5.69	6/25/2025	169220	packing tape
Bomgaars Supply	601-49430-40200	24.99	6/25/2025	169220	broom handle
Bomgaars Supply	602-49450-43900	14.98	6/25/2025	169220	shoe goo, electrical tape
Bomgaars Supply	602-49470-43900	6.68	6/25/2025	169220	freezer tape, marker
Bomgaars Supply	604-49570-43900	105.73	6/25/2025	169220	shovels
Bomgaars Supply	602-49450-43900	13.30	6/25/2025	169220	fasteners
Bomgaars Supply	604-49570-43900	-49.99	6/25/2025	169220	apple tree return
Bomgaars Supply		1,071.52			
Border States Elec Supply	602-49450-40400	139.84	6/25/2025	169221	SQD - QO380 CKT-BKR 3P 240V 80A PLGON
Border States Elec Supply	602-49470-40200	697.56	6/25/2025	169221	SQD - QO342L225GRB
Border States Elec Supply	604-49570-40300	100.81	6/25/2025	169221	oil boom
Border States Elec Supply		938.21			
Brockmann Kevin	604-49570-43900	28.00	6/25/2025	169222	worked after hours pole change out dinner per diem
Brockmann Kevin		28.00			
Brown Mark	604-49595-43981	220.00	6/25/2025	169223	residential AC rebate
Brown Mark	604-49595-43990	50.00	6/25/2025	169223	residential furnace rebate
Brown Mark		270.00			
Carquest Auto Parts Stores	602-49450-40500	-7.45	7/9/2025	169388	shrink tubing credit
Carquest Auto Parts Stores	601-49400-40500	30.65	7/9/2025	169388	#662 hoses
Carquest Auto Parts Stores		23.20			
Cintas Corporation	601-49400-31200	130.85	7/9/2025	169389	medicine cabinet restock-june
Cintas Corporation	604-49570-43760	2,826.83	7/9/2025	169389	laundering services 1120 Marcus St-June
Cintas Corporation	602-49450-31200	143.72	7/9/2025	169389	medicine cabinet restock-june

Last Name	Acct 1	Amount	Check Date	Check Num	Description
Cintas Corporation		3,101.40			
Clark Jerry	604-49595-43996	10.00	6/25/2025	169224	residential battery powered outdoor equipment (leaf blower)
Clark Jerry		10.00			
Cole Papers	602-49450-43900	307.87	6/25/2025	169225	nitrile gloves
Cole Papers		307.87			
Colonial Life	602-00000-21812	85.05	6/4/2025	168991	PR Batch 00001.06.2025 Colonial Life Insurance
Colonial Life	604-00000-21812	60.40	6/4/2025	168991	PR Batch 00001.06.2025 Colonial Cancer
Colonial Life	601-00000-21812	19.51	6/4/2025	168991	PR Batch 00001.06.2025 Colonial Cancer
Colonial Life	601-00000-21812	91.99	6/18/2025	169158	PR Batch 00002.06.2025 Colonial Life Insurance
Colonial Life	601-00000-21812	31.51	6/4/2025	168991	PR Batch 00001.06.2025 Colonial Group Accident
Colonial Life	602-00000-21812	37.03	6/4/2025	168991	PR Batch 00001.06.2025 Colonial Group Accident
Colonial Life	604-00000-21812	200.95	6/18/2025	169158	PR Batch 00002.06.2025 Colonial Life Insurance
Colonial Life	602-00000-21812	18.43	6/18/2025	169158	PR Batch 00002.06.2025 Colonial Cancer
Colonial Life	604-00000-21812	14.89	6/4/2025	168991	PR Batch 00001.06.2025 Colonial GroupSpecifiedDisease
Colonial Life	604-00000-21812	239.78	6/4/2025	168991	PR Batch 00001.06.2025 Colonial Disability
Colonial Life	601-00000-21812	92.00	6/4/2025	168991	PR Batch 00001.06.2025 Colonial Life Insurance
Colonial Life	604-00000-21812	200.95	6/4/2025	168991	PR Batch 00001.06.2025 Colonial Life Insurance
Colonial Life	602-00000-21812	14.41	6/4/2025	168991	PR Batch 00001.06.2025 Colonial GroupSpecifiedDisease
Colonial Life	604-00000-21812	14.89	6/18/2025	169158	PR Batch 00002.06.2025 Colonial GroupSpecifiedDisease
Colonial Life	601-00000-21812	31.52	6/18/2025	169158	PR Batch 00002.06.2025 Colonial Group Accident
Colonial Life	602-00000-21812	37.01	6/18/2025	169158	PR Batch 00002.06.2025 Colonial Group Accident
Colonial Life	604-00000-21812	88.45	6/18/2025	169158	PR Batch 00002.06.2025 Colonial Group Accident
Colonial Life	602-00000-21812	18.44	6/4/2025	168991	PR Batch 00001.06.2025 Colonial Cancer
Colonial Life	601-00000-21812	111.55	6/18/2025	169158	PR Batch 00002.06.2025 Colonial Disability
Colonial Life	602-00000-21812	147.72	6/18/2025	169158	PR Batch 00002.06.2025 Colonial Disability
Colonial Life	602-00000-21812	147.68	6/4/2025	168991	PR Batch 00001.06.2025 Colonial Disability
Colonial Life	604-00000-21812	239.79	6/18/2025	169158	PR Batch 00002.06.2025 Colonial Disability
Colonial Life	604-00000-21812	60.40	6/18/2025	169158	PR Batch 00002.06.2025 Colonial Cancer
Colonial Life	602-00000-21812	85.04	6/18/2025	169158	PR Batch 00002.06.2025 Colonial Life Insurance
Colonial Life	602-00000-21812	14.41	6/18/2025	169158	PR Batch 00002.06.2025 Colonial GroupSpecifiedDisease
Colonial Life	601-00000-21812	19.51	6/18/2025	169158	PR Batch 00002.06.2025 Colonial Cancer
Colonial Life	601-00000-21812	111.59	6/4/2025	168991	PR Batch 00001.06.2025 Colonial Disability
Colonial Life	604-00000-21812	88.44	6/4/2025	168991	PR Batch 00001.06.2025 Colonial Group Accident
Colonial Life		2,323.34			
Continental Safety Equipment	602-49470-40200	420.00	6/25/2025	169226	34 L cylinder of calibration gas

Last Name	Acct 1	Amount	Check Date	Check Num	Description
Continental Safety Equipment		420.00			
Core & Main LP	602-49450-40400	329.24	6/25/2025	169227	plunger complete
Core & Main LP		329.24			
Cress Refrigeration	602-49450-31200	270.00	7/9/2025	169390	solids building AC not working
Cress Refrigeration		270.00			
Dakota Supply Group	601-49430-40200	1,223.09	6/25/2025	169228	ball corps. stiffeners, hydrant grease
Dakota Supply Group	601-49430-40200	33.00	6/25/2025	169228	pipe joint lube
Dakota Supply Group	601-49430-40200	570.93	6/25/2025	169228	bent tie bolts
Dakota Supply Group	601-49430-40200	1,795.26	7/9/2025	169391	8" MJ 90 Bend FBE, gaskets, bolts
Dakota Supply Group	601-49430-40200	255.20	6/25/2025	169228	rep clamp, pipe gasket lube
Dakota Supply Group		3,877.48			
Day Plumbing Heating & Cooling, Inc.	602-49450-40400	733.68	6/6/2025	169004	Belt Press Water Dept
Day Plumbing Heating & Cooling, Inc.		733.68			
DGR Engineering	604-00000-16500	26,537.00	6/6/2025	169005	FES Sub Station Trans Rep Services thru 04/30/2025
DGR Engineering	604-00000-16500	40,549.15	6/6/2025	169005	10th St Sub/Mod/Bkrs Thru 04/30/2025
DGR Engineering	604-49570-40300	1,361.50	6/6/2025	169005	Misc Electric Professional Services Thru 04/30/2025
DGR Engineering	604-00000-16500	22,617.00	6/25/2025	169229	FES substation upgrades through 5/31/25 - CIP - FES substation
DGR Engineering	604-00000-16500	32,831.80	6/25/2025	169229	WIP substation upgrades through 5/31/25 - CIP - West Indust sub
DGR Engineering	604-00000-16500	9,171.50	6/25/2025	169229	services through 5/31/25 - CIP - 10th st sub station
DGR Engineering	604-00000-16500	14,597.90	6/6/2025	169005	West Ind Sub Thru 04/30/2025
DGR Engineering	604-00000-16500	1,990.00	6/6/2025	169005	FES Sub Station Trans Rep FES Distribution Tie 04/30/2025
DGR Engineering	604-00000-16420	719.00	6/25/2025	169229	professional services through 5/31/25 - CIP - GIS
DGR Engineering		150,374.85			
EFTPS	604-00000-21803	3,226.18	6/4/2025	0	PR Batch 00001.06.2025 FICA Employer Portion
EFTPS	604-00000-21809	754.51	6/4/2025	0	PR Batch 00001.06.2025 Medicare Employee Portion
EFTPS	601-00000-21809	551.37	6/18/2025	0	PR Batch 00002.06.2025 Medicare Employer Portion
EFTPS	604-00000-21801	6,375.72	6/18/2025	0	PR Batch 00002.06.2025 Federal Income Tax
EFTPS	602-00000-21803	1,474.39	6/4/2025	0	PR Batch 00001.06.2025 FICA Employee Portion
EFTPS	604-00000-21803	3,424.90	6/18/2025	0	PR Batch 00002.06.2025 FICA Employee Portion
EFTPS	601-00000-21803	2,474.64	6/4/2025	0	PR Batch 00001.06.2025 FICA Employer Portion
EFTPS	601-00000-21809	578.74	6/4/2025	0	PR Batch 00001.06.2025 Medicare Employer Portion

Last Name	Acct 1	Amount	Check Date	Check Num	Description
EFTPS	602-00000-21809	368.64	6/18/2025	0	PR Batch 00002.06.2025 Medicare Employer Portion
EFTPS	602-00000-21801	2,624.71	6/18/2025	0	PR Batch 00002.06.2025 Federal Income Tax
EFTPS	604-00000-21803	3,424.90	6/18/2025	0	PR Batch 00002.06.2025 FICA Employer Portion
EFTPS	601-00000-21801	3,830.78	6/18/2025	0	PR Batch 00002.06.2025 Federal Income Tax
EFTPS	602-00000-21801	2,401.58	6/4/2025	0	PR Batch 00001.06.2025 Federal Income Tax
EFTPS	601-00000-21801	4,215.13	6/4/2025	0	PR Batch 00001.06.2025 Federal Income Tax
EFTPS	601-00000-21809	578.74	6/4/2025	0	PR Batch 00001.06.2025 Medicare Employee Portion
EFTPS	604-00000-21801	5,749.00	6/4/2025	0	PR Batch 00001.06.2025 Federal Income Tax
EFTPS	601-00000-21803	2,474.64	6/4/2025	0	PR Batch 00001.06.2025 FICA Employee Portion
EFTPS	602-00000-21803	1,576.34	6/18/2025	0	PR Batch 00002.06.2025 FICA Employee Portion
EFTPS	602-00000-21809	344.84	6/4/2025	0	PR Batch 00001.06.2025 Medicare Employer Portion
EFTPS	604-00000-21803	3,226.18	6/4/2025	0	PR Batch 00001.06.2025 FICA Employee Portion
EFTPS	601-00000-21803	2,357.79	6/18/2025	0	PR Batch 00002.06.2025 FICA Employer Portion
EFTPS	601-00000-21809	551.37	6/18/2025	0	PR Batch 00002.06.2025 Medicare Employee Portion
EFTPS	604-00000-21809	754.51	6/4/2025	0	PR Batch 00001.06.2025 Medicare Employer Portion
EFTPS	601-00000-21803	2,357.79	6/18/2025	0	PR Batch 00002.06.2025 FICA Employee Portion
EFTPS	602-00000-21809	368.64	6/18/2025	0	PR Batch 00002.06.2025 Medicare Employee Portion
EFTPS	604-00000-21809	801.01	6/18/2025	0	PR Batch 00002.06.2025 Medicare Employer Portion
EFTPS	604-00000-21809	801.01	6/18/2025	0	PR Batch 00002.06.2025 Medicare Employee Portion
EFTPS	602-00000-21803	1,474.39	6/4/2025	0	PR Batch 00001.06.2025 FICA Employer Portion
EFTPS	602-00000-21809	344.84	6/4/2025	0	PR Batch 00001.06.2025 Medicare Employee Portion
EFTPS	602-00000-21803	1,576.34	6/18/2025	0	PR Batch 00002.06.2025 FICA Employer Portion
EFTPS		61,063.62			
Elan Financial Services	602-49450-43900	14.00	6/17/2025	0	Truck Wash Brady
Elan Financial Services	604-49570-40300	268.41	6/17/2025	0	8 In Ground Strap, Fan Motor, 24in Ground Strap
Elan Financial Services	604-49570-40300	710.61	6/17/2025	0	Blue Ridge Transformer Spreader Bar
Elan Financial Services	604-49570-33100	138.22	6/17/2025	0	Courtyard La Vista, NE
Elan Financial Services	604-49570-33100	1,018.08	6/17/2025	0	MMUA Underground Training Lloyd, Fraser & Leach
Elan Financial Services	604-49570-40300	1,052.85	6/17/2025	0	FES Sub Main Breaker Trip Coil
Elan Financial Services		3,202.17			
Fairmont Sentinel	602-49450-43900	811.20	6/25/2025	169273	Wastewater Operator Help Wanted Ads
Fairmont Sentinel		811.20			
Fastenal Company	601-49400-40200	56.01	6/25/2025	169230	fasteners
Fastenal Company	604-49570-22300	166.23	7/9/2025	169392	miscellaneous nuts and bolts
Fastenal Company		222.24			

Last Name	Acct 1	Amount	Check Date	Check Num	Description
Federated Rural Electric Association	602-49470-38100	76.00	7/9/2025	169393	utility usage-june
Federated Rural Electric Association		76.00			
Fleet & Farm Supply	601-49430-43900	13.98	7/9/2025	169394	gnat spray
Fleet & Farm Supply	602-49450-43900	18.99	7/9/2025	169394	screw extractor
Fleet & Farm Supply	604-49570-22300	35.16	7/9/2025	169394	air filter
Fleet & Farm Supply	604-49570-22300	63.97	7/9/2025	169394	staples and staple gun
Fleet & Farm Supply	601-49430-40200	69.54	7/9/2025	169394	paint brush, ratchet, wipes, shop towels, tape
Fleet & Farm Supply	602-49470-43900	21.99	7/9/2025	169394	hydrahide
Fleet & Farm Supply	604-49570-22300	47.97	7/9/2025	169394	12pk D batteries
Fleet & Farm Supply	604-49570-22300	0.90	7/9/2025	169394	bolts
Fleet & Farm Supply	602-49470-40200	53.97	7/9/2025	169394	15A & 20A breakers
Fleet & Farm Supply	601-49430-40200	24.99	7/9/2025	169394	contractor bags
Fleet & Farm Supply		351.46			
Fraser Ryan	604-49570-43900	28.00	7/9/2025	0	dinner per diem for working after hours
Fraser Ryan		28.00			
Frontier Communications	604-49570-32100	74.75	6/25/2025	169231	507-238-1928-June
Frontier Communications	604-49570-32100	43.10	6/25/2025	169231	507-235-6081-June
Frontier Communications		117.85			
Further	602-00000-21811	488.17	6/18/2025	0	PR Batch 00002.06.2025 Health Savings Account
Further	601-00000-21811	978.11	6/4/2025	0	PR Batch 00001.06.2025 Health Savings Account
Further	604-00000-21811	823.81	6/18/2025	0	PR Batch 00002.06.2025 Health Savings Account
Further	604-00000-21811	823.83	6/4/2025	0	PR Batch 00001.06.2025 Health Savings Account
Further	601-00000-21811	978.12	6/18/2025	0	PR Batch 00002.06.2025 Health Savings Account
Further	602-00000-21811	488.16	6/4/2025	0	PR Batch 00001.06.2025 Health Savings Account
Further		4,580.20			
Gellert Greg	604-49595-43995	15.00	6/25/2025	169232	residential dehumidifier rebate
Gellert Greg		15.00			
Gopher State One Call, Inc.	604-49570-31200	63.34	7/9/2025	169395	Locating Expense-june
Gopher State One Call, Inc.	601-49430-31200	61.48	7/9/2025	169395	Locating Expense-june
Gopher State One Call, Inc.	602-49470-31200	61.48	7/9/2025	169395	Locating Expense-june

Last Name	Acct 1	Amount	Check Date	Check Num	Description
Gopher State One Call, Inc.		186.30			
Grainger	602-49450-40400	777.62	6/25/2025	169233	actuator, damper
Grainger	601-49400-40400	102.11	6/25/2025	169233	cls 2 transformer and brush kit
Grainger		879.73			
Graymont (WI) LLC	601-49400-21620	8,028.56	6/25/2025	169234	high calcium quicklime
Graymont (WI) LLC		8,028.56			
Grotte John	604-49595-43990	50.00	6/25/2025	169235	residential furnace rebate
Grotte John	604-49595-43982	1,500.00	6/25/2025	169235	residential ducted ASHP rebate
Grotte John		1,550.00			
Heckman Mike	604-49570-40300	238.46	6/11/2025	169063	Safety Boot Reimbursement
Heckman Mike		238.46			
Hinz David	604-49570-43900	28.00	7/9/2025	0	dinner per diem for working after hours
Hinz David		28.00			
IBEW, Local Union 949	602-00000-21807	449.62	6/4/2025	168993	PR Batch 00001.06.2025 Union Dues
IBEW, Local Union 949	604-00000-21807	830.60	6/4/2025	168993	PR Batch 00001.06.2025 Union Dues
IBEW, Local Union 949	601-00000-21807	809.00	6/4/2025	168993	PR Batch 00001.06.2025 Union Dues
IBEW, Local Union 949		2,089.22			
Impact Proven Solutions	601-49440-31200	794.26	7/9/2025	169396	Monthly Utility Billing-June
Impact Proven Solutions	602-49490-31200	459.97	7/9/2025	169396	Monthly Utility Billing-June
Impact Proven Solutions	604-49590-31200	2,367.46	7/9/2025	169396	Monthly Utility Billing-June
Impact Proven Solutions		3,621.69			
J Hokanson Print	601-49440-20120	15.32	6/13/2025	169119	Foreman Pencils (576)
J Hokanson Print	602-49490-20120	8.87	6/13/2025	169119	Foreman Pencils (576)
J Hokanson Print	604-49590-20120	45.65	6/13/2025	169119	Foreman Pencils (576)
J Hokanson Print		69.84			

Last Name	Acct 1	Amount	Check Date	Check Num	Description
J. H. Larson	604-00000-14207	781.89	7/9/2025	169397	2/0 wheel of wire - CIP - underground conductors
J. H. Larson	602-49470-40400	237.88	7/9/2025	169397	generator panel materials
J. H. Larson	602-49450-40400	147.46	7/9/2025	169397	LED downlights
J. H. Larson	602-49450-40200	70.13	7/9/2025	169397	water st lift panel light
J. H. Larson	602-49450-40200	4.11	7/9/2025	169397	strut strap
J. H. Larson	601-49400-40400	-40.49	7/9/2025	169397	6 square con lights
J. H. Larson	602-49450-40400	-170.33	7/9/2025	169397	generator panel material return
J. H. Larson	604-00000-14207	370.98	7/9/2025	169397	grounding wire - CIP - underground conductors
J. H. Larson	602-49450-40200	336.31	7/9/2025	169397	bolt-on hub, 200A terminal box
J. H. Larson	602-49450-40400	698.53	7/9/2025	169397	LED Exit & Emergency lights
J. H. Larson	602-49470-40400	400.83	7/9/2025	169397	generator panel material
J. H. Larson	602-49450-40200	491.34	7/9/2025	169397	300A Meter Socket
J. H. Larson	602-49470-40400	17.50	7/9/2025	169397	generator panel material
J. H. Larson	604-49570-40300	16.74	7/9/2025	169397	45 degree conduit elbow
J. H. Larson	602-49470-40400	276.06	7/9/2025	169397	generator panel materials
J. H. Larson	602-49450-40200	14.96	7/9/2025	169397	safety end cap
J. H. Larson	604-49570-22300	57.02	7/9/2025	169397	linemans pliers
J. H. Larson	602-49470-40400	148.02	7/9/2025	169397	generator panel wire
J. H. Larson	602-49450-40400	89.18	7/9/2025	169397	exit light parts
J. H. Larson	604-00000-14207	388.22	7/9/2025	169397	solid copper wire - CIP - underground conductors
J. H. Larson	604-49570-43900	33.26	7/9/2025	169397	bucket of pull twine
J. H. Larson	604-49570-40300	192.60	7/9/2025	169397	conduit
J. H. Larson	604-49570-40300	129.74	7/9/2025	169397	conduit caps
J. H. Larson	602-49470-40400	345.09	7/9/2025	169397	generator panel items
J. H. Larson	604-49570-40300	20.10	7/9/2025	169397	malleable iron conduit bushings
J. H. Larson	602-49450-40400	36.71	7/9/2025	169397	generator panel material
J. H. Larson		5,093.84			
Leach Thomas	604-49570-43900	28.00	6/25/2025	169236	worked after hours pole change out dinner per diem
Leach Thomas		28.00			
Legacy Trees	604-49595-43903	50.00	6/25/2025	169237	residential furnace rebate
Legacy Trees		50.00			
MacQueen Equipment LLC	602-49470-40400	866.47	6/11/2025	169077	Hose End, Debris Hose Rubber #646
MacQueen Equipment LLC		866.47			
Marco Technologies, LLC	601-49440-20120	19.00	6/11/2025	169078	Contract Base Rate 06/02 to 07/01/25. Usage 05/02 to 6/1 Usage
Marco Technologies, LLC	601-49440-20220	36.25	6/24/2025	169208	Contract Base Rate 06/14 to 07/13/2025

Last Name	Acct 1	Amount	Check Date	Check Num	Description
Marco Technologies, LLC	604-49590-20220	36.24	6/24/2025	169208	Contract Base Rate 06/14 to 07/13/2025
Marco Technologies, LLC	602-49490-20220	24.17	6/24/2025	169208	Contract Base Rate 06/14 to 07/13/2025
Marco Technologies, LLC	604-49590-20120	38.86	6/25/2025	169280	Contract Base Rate 06/22 to 07/21/25 City Hall
Marco Technologies, LLC	602-49490-20120	11.01	6/11/2025	169078	Contract Base Rate 06/02 to 07/01/25. Usage 05/02 to 6/1 Usage
Marco Technologies, LLC	601-49440-20120	13.03	6/25/2025	169280	Contract Base Rate 06/22 to 07/21/25 City Hall
Marco Technologies, LLC	602-49490-20120	7.55	6/25/2025	169280	Contract Base Rate 06/22 to 07/21/25 City Hall
Marco Technologies, LLC	604-49590-20120	56.63	6/11/2025	169078	Contract Base Rate 06/02 to 07/01/25. Usage 05/02 to 6/1 Usage
Marco Technologies, LLC		242.74			
Martin County Highway Dept	601-49430-21200	842.10	7/9/2025	169398	fuel usage-june
Martin County Highway Dept	602-49470-21200	305.07	7/9/2025	169398	fuel usage-june
Martin County Highway Dept	604-49570-21200	1,500.99	7/9/2025	169398	fuel usage-june
Martin County Highway Dept	602-49450-21200	157.23	7/9/2025	169398	fuel usage-june
Martin County Highway Dept		2,805.39			
Master Leak Technologies, LLC	601-49430-40200	1,233.00	7/9/2025	169399	tested and checked RT200 transmitter
Master Leak Technologies, LLC		1,233.00			
Matheson Tri-Gas, Inc.	604-49570-22300	8.64	7/9/2025	169400	CO2 rental
Matheson Tri-Gas, Inc.		8.64			
Midco	601-49440-32100	66.81	6/13/2025	169121	June2025 Telephone City Hall
Midco	604-49570-32100	303.49	6/13/2025	169121	June2025 Telephone Electric Dept
Midco	602-49490-32100	38.69	6/13/2025	169121	June2025 Telephone City Hall
Midco	601-49400-32100	371.07	6/13/2025	169121	June2025 Telephone Water Plant
Midco	604-49590-32100	199.15	6/13/2025	169121	June2025 Telephone City Hall
Midco	602-49450-32100	371.12	6/13/2025	169121	June2025 Telephone Waste Water
Midco		1,350.33			
Minn Municipal Utilities Association	604-49570-33100	755.00	6/25/2025	169238	lineman college - Leach
Minn Municipal Utilities Association		755.00			
Minnesota State Retirement System	604-00000-21811	3.24	6/4/2025	0	PR Batch 00001.06.2025 Health Savings Plan AFSCME
Minnesota State Retirement System	601-00000-21811	2.19	6/18/2025	0	PR Batch 00002.06.2025 Health Savings Plan AFSCME
Minnesota State Retirement System	601-00000-21811	2.19	6/4/2025	0	PR Batch 00001.06.2025 Health Savings Plan AFSCME
Minnesota State Retirement System	602-00000-21811	2.08	6/18/2025	0	PR Batch 00002.06.2025 Health Savings Plan AFSCME
Minnesota State Retirement System	602-00000-21811	2.07	6/4/2025	0	PR Batch 00001.06.2025 Health Savings Plan AFSCME

Last Name	Acct 1	Amount	Check Date	Check Num	Description
Minnesota State Retirement System	604-00000-21811	3.23	6/18/2025	0	PR Batch 00002.06.2025 Health Savings Plan AFSCME
Minnesota State Retirement System		15.00			
Mn Child Support Payment	604-00000-21720	352.09	6/18/2025	169160	PR Batch 00002.06.2025 HR
Mn Child Support Payment	604-00000-21720	352.09	6/4/2025	168995	PR Batch 00001.06.2025 HR
Mn Child Support Payment		704.18			
MN Council 65 AFSCME	602-00000-21807	10.28	6/4/2025	168996	PR Batch 00001.06.2025 Union Dues
MN Council 65 AFSCME	601-00000-21807	10.83	6/4/2025	168996	PR Batch 00001.06.2025 Union Dues
MN Council 65 AFSCME	604-00000-21807	16.01	6/4/2025	168996	PR Batch 00001.06.2025 Union Dues
MN Council 65 AFSCME		37.12			
MN Dept Labor & Indust.	604-49570-40300	36.00	6/25/2025	0	electrical permit for 915 Albion Ave meter socket
MN Dept Labor & Indust.		36.00			
MN Dept Of Commerce	604-49595-43993	2,906.62	6/25/2025	169239	1st Quarter Fiscal Year 2026 Indirect Assessment
MN Dept Of Commerce		2,906.62			
MN Dept Of Health	601-49400-31500	10,752.00	6/25/2025	169240	4/1/25-6/30/25 Community Water Supply Service Connection Fee
MN Dept Of Health		10,752.00			
MN Dept Of Revenue	602-00000-21802	1,069.30	6/4/2025	0	PR Batch 00001.06.2025 State Income Tax
MN Dept Of Revenue	602-00000-21802	1,128.94	6/18/2025	0	PR Batch 00002.06.2025 State Income Tax
MN Dept Of Revenue	601-00000-21802	1,821.08	6/4/2025	0	PR Batch 00001.06.2025 State Income Tax
MN Dept Of Revenue	601-00000-21802	1,694.97	6/18/2025	0	PR Batch 00002.06.2025 State Income Tax
MN Dept Of Revenue	604-00000-21802	2,404.68	6/4/2025	0	PR Batch 00001.06.2025 State Income Tax
MN Dept Of Revenue	604-00000-21802	2,617.95	6/18/2025	0	PR Batch 00002.06.2025 State Income Tax
MN Dept Of Revenue		10,736.92			
MN Energy Resources Corp.	604-49570-38300	60.92	6/25/2025	169241	gas utilities-warehouse
MN Energy Resources Corp.	602-49450-38300	4,407.06	6/25/2025	169241	gas utilities-solids
MN Energy Resources Corp.	602-49450-38300	108.09	6/25/2025	169241	gas utilities-disposal
MN Energy Resources Corp.	602-49450-38300	66.55	6/25/2025	169241	gas utilities-maintenance
MN Energy Resources Corp.	602-49450-38300	312.18	6/25/2025	169241	gas utilities-burner
MN Energy Resources Corp.	602-49450-38300	76.18	6/25/2025	169241	gas utilities-headwork
MN Energy Resources Corp.	601-49400-38300	603.38	6/25/2025	169241	gas utilities-filtration

Last Name	Acct 1	Amount	Check Date	Check Num	Description
MN Energy Resources Corp.	602-49470-38300	47.50	6/25/2025	169241	gas utilities-indus
MN Energy Resources Corp.		5,681.86			
MN Mining & Mfg Fairmont	604-49595-43911	400.00	6/25/2025	169242	commercial compressed air leak correction rebate
MN Mining & Mfg Fairmont		400.00			
Mn NCPERS Life Insurance	604-00000-21810	32.00	6/18/2025	169161	PR Batch 00002.06.2025 PERA Term Life
Mn NCPERS Life Insurance	602-00000-21810	16.00	6/18/2025	169161	PR Batch 00002.06.2025 PERA Term Life
Mn NCPERS Life Insurance	601-00000-21810	16.00	6/18/2025	169161	PR Batch 00002.06.2025 PERA Term Life
Mn NCPERS Life Insurance		64.00			
MN Pollution Control Agency	602-49495-43300	23.00	6/25/2025	169243	Wastewater Certification Renewal-Powers
MN Pollution Control Agency		23.00			
Mn Rural Water Assoc.	601-49445-43300	525.00	6/25/2025	169244	associate membership 2025-2026
Mn Rural Water Assoc.		525.00			
MN Valley Action Council	604-49595-43992	1,244.24	6/25/2025	169245	low income program rebate - VR
MN Valley Action Council		1,244.24			
MN Valley Testing Lab	602-49450-31400	446.32	6/25/2025	169246	mercury tests
MN Valley Testing Lab	602-49450-31400	166.19	6/25/2025	169246	wastewater tests
MN Valley Testing Lab	602-49450-31400	50.26	7/9/2025	169401	bod carbonaceous tests
MN Valley Testing Lab	602-49450-31400	42.63	6/25/2025	169246	fecal coliform test
MN Valley Testing Lab	602-49450-31400	43.00	6/25/2025	169246	chloride test
MN Valley Testing Lab	602-49450-31400	92.89	7/9/2025	169401	bod carbonaceous and fecal coliform tests
MN Valley Testing Lab	602-49450-31400	75.26	7/9/2025	169401	bod carbonaceous tests
MN Valley Testing Lab		916.55			
Monrroy Alicia	604-49595-43990	50.00	6/25/2025	169247	residential furnace rebate
Monrroy Alicia		50.00			
Napa Auto Fairmont Star Group LLC	604-49570-40500	16.62	7/9/2025	169402	#233 oil and air filter
Napa Auto Fairmont Star Group LLC	604-49570-40500	13.42	7/9/2025	169402	#221 air filter
Napa Auto Fairmont Star Group LLC	604-49570-40500	12.31	7/9/2025	169402	#227 oil and cabin filter

Last Name	Acct 1	Amount	Check Date	Check Num	Description
Napa Auto Fairmont Star Group LLC	601-49400-40500	3.45	7/9/2025	169402	#699 oil filter
Napa Auto Fairmont Star Group LLC	604-49570-40500	11.94	7/9/2025	169402	#226 oil filter
Napa Auto Fairmont Star Group LLC	604-49570-40500	24.76	7/9/2025	169402	#221oil and air filters
Napa Auto Fairmont Star Group LLC		82.50			
National Industrial & Safety Supply	604-49570-40300	490.00	6/25/2025	169248	lens cleaning wipes
National Industrial & Safety Supply	604-49570-40300	2,543.00	6/25/2025	169248	nitrile gloves
National Industrial & Safety Supply		3,033.00			
NeonLink LLC	602-49450-31200	120.07	7/9/2025	169403	Enerlyte Payment Services-June
NeonLink LLC	604-49570-31200	618.00	7/9/2025	169403	Enerlyte Payment Services-June
NeonLink LLC	601-49400-31200	207.33	7/9/2025	169403	Enerlyte Payment Services-June
NeonLink LLC		945.40			
Nielsen Blacktopping & Concrete	601-49430-40200	1,488.96	6/18/2025	169200	Water Dig Albion/Day St
Nielsen Blacktopping & Concrete	601-49430-40200	22,050.00	6/25/2025	169249	Hwy 15 water main break patches
Nielsen Blacktopping & Concrete		23,538.96			
Olson Randy	604-00000-20200	940.00	6/11/2025	169089	Failed Marathon Water Heater
Olson Randy		940.00			
O'Reilly Auto Parts	604-49570-40500	409.86	7/9/2025	169404	#222 water pump, antifreeze, gasket, thermostat
O'Reilly Auto Parts	601-49430-40500	409.86	7/9/2025	169404	#661 water pump, gasket, antifreeze
O'Reilly Auto Parts	604-49570-40500	47.98	7/9/2025	169404	#226 oil
O'Reilly Auto Parts	604-49570-40500	23.99	7/9/2025	169404	#226 oil
O'Reilly Auto Parts		891.69			
Patten Roofing Co.	602-00000-16200	11,400.00	6/25/2025	169250	WWTP roof coating
Patten Roofing Co.		11,400.00			
Photo Press	602-49450-43900	150.00	6/13/2025	169127	Waste Water Operator Help Wanted
Photo Press	602-49450-43900	150.00	6/13/2025	169127	Waste Water Operator Help Wanted
Photo Press	602-49450-43900	150.00	6/13/2025	169127	Waste Water Operator Help Wanted
Photo Press		450.00			

Last Name	Acct 1	Amount	Check Date	Check Num	Description
Pitney Bowes Global Financial Services LLC	604-49590-32200	83.81	6/11/2025	169092	Postage Meter Lease 03/30/2025 to 06/29/2025
Pitney Bowes Global Financial Services LLC	602-49490-32200	15.26	6/11/2025	169092	Postage Meter Lease 03/30/2025 to 06/29/2025
Pitney Bowes Global Financial Services LLC	601-49440-32200	25.00	6/11/2025	169092	Postage Meter Lease 03/30/2025 to 06/29/2025
Pitney Bowes Global Financial Services LLC		124.07			
Plunkett's Pest Control, Inc.	602-49450-31200	91.84	6/25/2025	169251	general pest control
Plunkett's Pest Control, Inc.		91.84			
Powers Brady	601-49440-32100	46.44	6/6/2025	169014	June 2025 Reimbursement for Cell Phone
Powers Brady		46.44			
Prairieland Solid Waste Mgmnt	602-49450-38420	144.90	7/9/2025	169405	refuse disposal in June tickets 97022, 97176, 97313
Prairieland Solid Waste Mgmnt		144.90			
Public Utilities Commission	604-49570-40300	135.35	6/24/2025	169209	EV Charging Station Wbgo Softball Complex 04/15 to 05/15/25
Public Utilities Commission		135.35			
Quality Flow Systems, Inc	602-00000-16500	36,940.00	6/25/2025	169252	quality control NEMA 4x duplex control Hall St & LS
Quality Flow Systems, Inc	602-00000-16500	35,740.00	6/25/2025	169252	quality control NEMA 4x duplex control Albion & Water St
Quality Flow Systems, Inc		72,680.00			
ReLab Software LLC	604-49570-31200	4,482.00	6/25/2025	169253	SCADA Contract 2025-2026
ReLab Software LLC		4,482.00			
Retirement Association Public Employees	601-00000-21804	2,690.24	6/4/2025	0	PR Batch 00001.06.2025 PERA
Retirement Association Public Employees	602-00000-21804	1,631.40	6/18/2025	0	PR Batch 00002.06.2025 PERA
Retirement Association Public Employees	604-00000-21804	3,455.15	6/4/2025	0	PR Batch 00001.06.2025 PERA
Retirement Association Public Employees	604-00000-21804	3,986.74	6/4/2025	0	PR Batch 00001.06.2025 PERA Employer
Retirement Association Public Employees	601-00000-21804	3,104.12	6/4/2025	0	PR Batch 00001.06.2025 PERA Employer
Retirement Association Public Employees	604-00000-21804	4,039.15	6/18/2025	0	PR Batch 00002.06.2025 PERA Employer
Retirement Association Public Employees	602-00000-21804	1,614.76	6/4/2025	0	PR Batch 00001.06.2025 PERA
Retirement Association Public Employees	602-00000-21804	1,863.18	6/4/2025	0	PR Batch 00001.06.2025 PERA Employer
Retirement Association Public Employees	602-00000-21804	1,882.39	6/18/2025	0	PR Batch 00002.06.2025 PERA Employer
Retirement Association Public Employees	601-00000-21804	2,976.91	6/18/2025	0	PR Batch 00002.06.2025 PERA Employer
Retirement Association Public Employees	604-00000-21804	3,500.57	6/18/2025	0	PR Batch 00002.06.2025 PERA
Retirement Association Public Employees	601-00000-21804	2,580.02	6/18/2025	0	PR Batch 00002.06.2025 PERA

Last Name	Acct 1	Amount	Check Date	Check Num	Description
Retirement Association Public Employees		33,324.63			
River Bend Business Products	602-49490-20120	8.04	6/24/2025	169210	Office Supplies
River Bend Business Products	601-49440-20120	13.88	6/24/2025	169210	Office Supplies
River Bend Business Products	601-49440-20120	4.40	6/24/2025	169210	Office Supplies
River Bend Business Products	604-49590-20120	13.10	6/24/2025	169210	Office Supplies
River Bend Business Products	604-49590-20120	4.69	6/24/2025	169210	Office Supplies
River Bend Business Products	602-49490-20120	0.91	6/24/2025	169210	Office Supplies
River Bend Business Products	602-49490-20120	2.55	6/24/2025	169210	Office Supplies
River Bend Business Products	604-49590-20120	52.12	6/24/2025	169210	Office Supplies
River Bend Business Products	602-49490-20120	10.13	6/24/2025	169210	Office Supplies
River Bend Business Products	601-49440-20120	1.57	6/24/2025	169210	Office Supplies
River Bend Business Products	601-49440-20120	17.49	6/24/2025	169210	Office Supplies
River Bend Business Products	604-49590-20120	41.35	6/24/2025	169210	Office Supplies
River Bend Business Products		170.23			
Sanco Equipment	601-49400-31200	607.20	7/9/2025	169406	AMI inspection skyjack
Sanco Equipment		607.20			
Schiltz David	602-49490-32100	46.44	6/6/2025	169017	June 2025 Cell Phone Reimbursement
Schiltz David		46.44			
Schultze Melvin	604-49595-43995	15.00	6/25/2025	169254	residential dehumidifier rebate
Schultze Melvin		15.00			
Schwickert's Tecta America	601-49430-31200	220.00	6/25/2025	169255	annual backflow preventer inspection-airport location
Schwickert's Tecta America	601-49430-31200	500.00	6/25/2025	169255	annual backflow preventer inspection-WTP location
Schwickert's Tecta America	601-49430-40200	220.00	7/9/2025	169407	annual backflow preventer inspection
Schwickert's Tecta America		940.00			
Sedora Katherine	604-49595-43985	25.00	6/25/2025	169256	residential refrigerator rebate
Sedora Katherine	604-49595-43988	25.00	6/25/2025	169256	residential dishwasher rebate
Sedora Katherine		50.00			
Smick Tim/Tonja	604-49595-43985	25.00	6/25/2025	169257	residential refrigerator rebate 303 Day St

Last Name	Acct 1	Amount	Check Date	Check Num	Description
Smick Tim/Tonja		25.00			
Stephan Jasmine	604-49595-43988	25.00	6/25/2025	169258	residential dishwasher rebate
Stephan Jasmine		25.00			
Sukalski Melvin	604-49595-43990	50.00	6/25/2025	169259	residential furnace rebate
Sukalski Melvin		50.00			
Sunbelt Solomon Services, LLC	604-00000-16300	10,065.00	7/9/2025	169408	padmounts - CIP - new transformers
Sunbelt Solomon Services, LLC	604-00000-16300	2,750.00	7/9/2025	169408	padmount - CIP - new transformers
Sunbelt Solomon Services, LLC		12,815.00			
Sweet Cole	604-49595-43990	50.00	6/25/2025	169260	residential furnace rebate
Sweet Cole		50.00			
TF Properties	604-49595-43901	562.61	6/25/2025	169261	commercial lighting rebate
TF Properties		562.61			
The Joseph Company, Inc.	602-00000-16500	1,715,380.80	6/30/2025	169320	Fmt WWTP Biosolids Thru 06/09/2025
The Joseph Company, Inc.	602-00000-16500	740,696.00	6/26/2025	169312	Wastewater Treatment Plant Biosolids Thru 05/01/2025
The Joseph Company, Inc.		2,456,076.80			
U C Laboratory, Inc	601-49400-31400	297.40	7/9/2025	169409	total coliform 6.2025
U C Laboratory, Inc		297.40			
UPS	601-49400-31400	133.94	6/25/2025	0	mn dept of health samples
UPS	601-49400-31400	22.52	6/25/2025	0	check fee after 3/30/25 and already removed one check fee
UPS		156.46			
USA Blue Book	601-49400-31400	29.45	7/9/2025	169410	hach total chlorine chemkey
USA Blue Book	601-49400-31400	408.95	6/25/2025	169262	drytech granular chlorine
USA Blue Book	601-49400-31400	492.73	6/25/2025	169262	hach monochloramine chemkey

Last Name	Acct 1	Amount	Check Date	Check Num	Description
USA Blue Book		931.13			
Utermarck Jim	604-49595-43991	150.00	6/25/2025	169263	E-Bike rebate
Utermarck Jim		150.00			
Vantage Transfer - 301177	604-00000-21808	167.96	6/18/2025	0	PR Batch 00002.06.2025 ICMA- Percent
Vantage Transfer - 301177	601-00000-21808	265.12	6/4/2025	0	PR Batch 00001.06.2025 ICMA Payroll Roth IRA
Vantage Transfer - 301177	602-00000-21808	61.63	6/18/2025	0	PR Batch 00002.06.2025 ICMA Payroll Roth IRA
Vantage Transfer - 301177	602-00000-21808	460.32	6/18/2025	0	PR Batch 00002.06.2025 ICMA- Percent
Vantage Transfer - 301177	601-00000-21808	75.00	6/18/2025	0	PR Batch 00002.06.2025 ICMA Roth
Vantage Transfer - 301177	602-00000-21808	61.62	6/4/2025	0	PR Batch 00001.06.2025 ICMA Payroll Roth IRA
Vantage Transfer - 301177	604-00000-21808	145.76	6/4/2025	0	PR Batch 00001.06.2025 ICMA Payroll Roth IRA
Vantage Transfer - 301177	601-00000-21808	62.89	6/18/2025	0	PR Batch 00002.06.2025 ICMA- Percent
Vantage Transfer - 301177	602-00000-21808	460.32	6/4/2025	0	PR Batch 00001.06.2025 ICMA- Percent
Vantage Transfer - 301177	601-00000-21808	601.59	6/18/2025	0	PR Batch 00002.06.2025 ICMA
Vantage Transfer - 301177	604-00000-21808	248.03	6/18/2025	0	PR Batch 00002.06.2025 ICMA Loan Repayment
Vantage Transfer - 301177	602-00000-21808	99.57	6/18/2025	0	PR Batch 00002.06.2025 ICMA
Vantage Transfer - 301177	604-00000-21808	1,012.10	6/18/2025	0	PR Batch 00002.06.2025 ICMA
Vantage Transfer - 301177	602-00000-21808	117.32	6/4/2025	0	PR Batch 00001.06.2025 ICMA
Vantage Transfer - 301177	604-00000-21808	248.03	6/4/2025	0	PR Batch 00001.06.2025 ICMA Loan Repayment
Vantage Transfer - 301177	601-00000-21808	62.06	6/4/2025	0	PR Batch 00001.06.2025 ICMA- Percent
Vantage Transfer - 301177	601-00000-21808	75.00	6/4/2025	0	PR Batch 00001.06.2025 ICMA Roth
Vantage Transfer - 301177	601-00000-21808	629.28	6/4/2025	0	PR Batch 00001.06.2025 ICMA
Vantage Transfer - 301177	604-00000-21808	167.96	6/4/2025	0	PR Batch 00001.06.2025 ICMA- Percent
Vantage Transfer - 301177	601-00000-21808	265.10	6/18/2025	0	PR Batch 00002.06.2025 ICMA Payroll Roth IRA
Vantage Transfer - 301177	601-00000-21808	60.93	6/4/2025	0	PR Batch 00001.06.2025 ICMA Loan Repayment
Vantage Transfer - 301177	604-00000-21808	145.77	6/18/2025	0	PR Batch 00002.06.2025 ICMA Payroll Roth IRA
Vantage Transfer - 301177	604-00000-21808	1,131.68	6/4/2025	0	PR Batch 00001.06.2025 ICMA
Vantage Transfer - 301177	601-00000-21808	60.93	6/18/2025	0	PR Batch 00002.06.2025 ICMA Loan Repayment
Vantage Transfer - 301177		6,685.97			
Verizon Wireless	604-49570-32100	346.94	6/6/2025	169019	04/21 to 05/20/2025 Cell Phones Elec Dept
Verizon Wireless	602-49450-32100	66.41	6/6/2025	169019	04/21 to 05/20/2025 Cell Phones Waste Water
Verizon Wireless	601-49400-32100	162.69	6/6/2025	169019	04/21 to 05/20/2025 Cell Phones Water Dept
Verizon Wireless		576.04			
Vestis	601-49400-31200	197.29	7/9/2025	169411	laundering services-june

Last Name	Acct 1	Amount	Check Date	Check Num	Description
Vestis		197.29			
Voss Cleaning Services, Inc.	604-49570-40300	283.80	6/25/2025	169264	toilet brushes, urinal screens, hand towels
Voss Cleaning Services, Inc.	602-49450-31200	108.00	7/9/2025	169412	rug service-june
Voss Cleaning Services, Inc.	604-49570-31200	532.09	6/11/2025	169105	Janitorial & Rug Service June 2025 City Hall
Voss Cleaning Services, Inc.	601-49440-31200	178.52	6/11/2025	169105	Janitorial & Rug Service June 2025 City Hall
Voss Cleaning Services, Inc.	602-49450-31200	103.39	6/11/2025	169105	Janitorial & Rug Service June 2025 City Hall
Voss Cleaning Services, Inc.		1,205.80			
Wesco Receivables Corp.	604-49570-40300	3,069.20	7/9/2025	169413	wire, elbows, cerification, ground set bag
Wesco Receivables Corp.	604-00000-14207	305.00	7/9/2025	169413	3/8 in wire coil - CIP - underground conductors
Wesco Receivables Corp.	604-00000-14207	1,119.64	7/9/2025	169413	distribution station disconnect switches
Wesco Receivables Corp.	604-49570-22300	1,283.52	7/9/2025	169413	replacement blades, band saw, battery pack, wire pliers
Wesco Receivables Corp.	604-00000-14207	183.41	7/9/2025	169413	compression lugs
Wesco Receivables Corp.		5,960.77			
Western Area Power Admin. US Dept of Energy	604-00000-20100	7,926.00	6/11/2025	169106	May 2025 Electric Service
Western Area Power Admin. US Dept of Energy		7,926.00			
Zarling Jeff	604-49595-43989	58.99	6/25/2025	169265	residential LED downlight rebate
Zarling Jeff		58.99			
Zwiefel Steve	602-49470-43900	225.00	6/11/2025	169107	Reimbursement for Safety Boots
Zwiefel Steve		225.00			
		3,085,046.17			

Fairmont Public Utilities Commission
July 15, 2025

Agenda Item: 9.1

From: Julie Zarling
To: Public Utilities Commission

Subject: DER 2025-0002 Simplified Interconnection Application

---

Policy/Action Requested:
Vote Required: _x_ Simple Majority _____ Roll Call

Recommendation: Approval

Overview:
Nicole Gries is working with Wolf River Electric to install a solar Photovoltaic System at 815 Reiman Court. The system proposal has been reviewed and approved by the Line Department and by the building inspector. We have approved the application, have a signed contract, and all fees have been paid.

Approval is recommended for the DER contract and agreement.

Budget Impact: N/A

Attachments: DER 2025-0002 application

****

PUC Action: _____ Date: _____

Simplified Interconnection Application

Persons interested in applying for the interconnection of a distributed energy resource (DER) to the Utility's distribution system through the Simplified Process are to fill out this Simplified Interconnection Application. The Simplified Interconnection Application is to be used for inverter-based DER technologies with the capacity of 20 kW AC or less and is to be filled out completely by the Applicant. The Simplified Application shall be returned to the Utility with the requested material information and a non-refundable $100 application fee.

Proposed DER interconnections to the Utility's distribution submitted under the Simplified Process may be moved into the Fast Track Process if engineering screens are failed during the Simplified Interconnection Application review. Timeline for review of the Simplified Application is as follows:

- Upon receipt of a Simplified Interconnection Application the Utility has 10 business days to review the application for completeness.
- If the application is deemed incomplete, the Utility shall notify the Applicant of what additional information material is required.
- The Applicant has 5 business days to return the missing information material or their application may lose its queue position and be deemed withdrawn.
- The Utility shall have a total of 20 business days to review the Simplified Interconnection Application, not including time waiting for additional information material to deem the application completed.
- The Utility will notify the Application if the proposed DER system is preliminary approved for interconnection or if the proposed DER system will need to be moved in the Fast Track Process.

Checklist for Submission to Utility

The items below shall be included with submittal of the Simplified Application to the Utility. Failure to include all items will deem the Simplified Application incomplete.

	Included
$100 Non-Refundable Simplified Application Fee	☒ Yes
One-line diagram – Details required on one-line diagram specified at the end of the interconnection application.	☒ Yes
All Certified Equipment Manufacturer Specification Sheets	☒ Yes
Site Layout Drawing	☒ Yes
Copy of Insurance Declaration page or other acceptable proof of insurance	☒ Yes

<u>Possible Additional Documentation</u>

- If an Application Agent is being used for this project, the Site Layout Drawing must be signed by the Interconnection Customer indicating Site Control of the DER interconnection location.
- If the DER export capacity is limited, include information material explaining the limiting capabilities.
- If Energy Storage is included with the proposed DER system include the Energy Storage Application.

Simplified Interconnection Application

Interconnection Customer			
Full Name (must match the name of the existing service account): Nicole Gries			
Account Number: 015995-001	Meter Number: RL94176035		
Mailing Address: 815 Reiman Ct			
City: Fairmont	State: MN	Zip Code: 56031	
Email: nfgries@gmail.com	Phone: 712-363-2023		

Application Agent		
Is the Customer using an Application Agent for this application?	☒ Yes	☐ No
If Interconnection Customer is not using an Application Agent, please skip to the next section.		
Application Agent: Nathan Tollefson		
Company Name: Wolf River Electric		
Email: nathan@wolfriverelectric.com	Phone: (612) 615-8199	

For Office Use Only		
Application ID:	Queue Number:	
Date Received:	Application Fee Received:	☐ Yes ☐ No
Date Preliminary Approval Provided to Applicant:		

Distributed Energy Resource Information

Location (if different from mailing address of Interconnection Customer):	
Will the Proposed DER system be interconnected to an existing electric service?	☒ Yes ☐ No
Is the Distributed Energy Resource a single generating unit or multiple?	☒ Single ☐ Multiple

DER Type *(Check all that apply)*:

☒ Solar Photovoltaic ☐ Wind ☐ Energy Storage

☐ Combined Heat and Power ☐ Solar Thermal ☐ Other (please specify)

DER systems with Energy Storage must also submit the Energy Storage Application to the Utility.

Inverter Manufacturer: Enphase	Model: IQ7HS	
Phase Configuration of Proposed DER System:		☒ Single ☐ Three
Aggregate Inverter(s) Nameplate Rating:	11.52 kW_{ac}	11.52 kVA_{ac}
Is the export capability of the DER limited?		☐ Yes ☒ No
If the DER export capacity is limited, include information material explaining the limiting capabilities.		
Aggregate DER Capacity (the sum of nameplate capacity of all generation and storage devices at the PCC):		11.52 kW_{ac}
Installed DER System Cost (before incentives):		$ 40,200
Estimated Installation Date:		June 23rd, 2025

Equipment Certification

Is the DER equipment certified[1]?	☒ Yes ☐ No

Please list all certified IEEE 1547 equipment below. Include all certified equipment manufacturer specification sheets with the Simplified Application submission.

	Equipment Type	Certifying Entity
1	Enphase IQ7HS	UL-1741-SB
2		
3		

[1] Information regarding certified equipment can be found in Section 14 and Section 15 of the Overview Process document.

Interconnection Agreement

Proposed DER interconnections that are also deemed Qualifying Facilities under Minnesota Statutes §216B.164 are eligible to sign the Utility's Uniform Contract for Cogeneration and Small Power Production Facilities. Included in this agreement are payment terms for excess power generated by the proposed DER system the Utility may purchase. In lieu of the Utility's Uniform Contract for Cogeneration and Small Power Production Facilities, the Interconnection Customer may choose to instead sign the Municipal Minnesota Interconnection Agreement (MMIA).

The Interconnection Customer requests an MMIA to be executed in lieu of the Utility's Uniform Contract for Cogeneration and Small Power Production Facilities.	☒ Yes ☐ No

Disclaimers – Must be completed by Interconnection Customer

	Initials
The Interconnection Customer has opportunities to request a timeline extension during the interconnection process. Failure by the Interconnection Customer to meet or request an extension for a timeline outlined in the Interconnection Process could result in a withdrawn queue position and the need to re-apply.	
Propose DER interconnection to the Utility's distribution submitted under the Simplified Process may be moved into the Fast Track Process if engineering screens are failed during the Simplified Application review.	

Application Signature – Must be completed by Interconnection Customer

I designate the individual or company listed as my Application Agent to serve as my agent for the purpose of coordinating with the Area EPS Operators on my behalf throughout the interconnection process.

_____
Initials

I hereby certify that, to the best of my knowledge, the information provided in this Application is true, and that I have appropriate Site Control in conformance with the Interconnection Process. I agree to abide by the Municipal Minnesota Distributed Energy Resource Interconnection Process (M-MIP) and return the Certificate of Completion when the DER has been installed.

_____
Applicant Signature:

05/26/2025
Date:

*****Please print clearly or type and return completed along with any additional documentation*****

FAIRMONT

Fairmont Public Utilities Commission
July 15, 2025

Agenda Item: 9.2

From: Miles Heide, Electric Distribution Superintendent
To: Public Utilities Commission

Subject: Approval to purchase switchgear PO 15554

Policy/Action Requested:
Vote Required: __ Simple Majority _____ Roll Call

Recommendation: Award the purchase to WESCO for $29,137.00

Overview:

The Line Department is seeking approval to purchase (1) PSE-9-44222-DB dead front air insulated padmount switch. Enclosed please find 2 bids from Electro Tech and WESCO. Price includes fuse end fittings.

1. Electro Tech..... ..... $29370.00
2. WESCO Distribution Inc. $29,137.00

Attachments:

****

PUC Action: _____ Date: _____

FAIRMONT T.M.

CITY OF FAIRMONT
100 DOWNTOWN PLAZA
FAIRMONT, MN 56031
507-238-9461 507-238-9044 (fax)

GL ACCOUNT NO.	PURCHASE ORDER NO. / WORK ORDER NO.
604 00000 16300 High Voltage Switches	15554
VENDOR: WESCO	**SHIP TO:** Line Department

DATE ORDERED:	7/2/25	DATE REQUIRED:		
QUANTITY	STOCK #	DESCRIPTION	PRICE	AMOUNT
1	FED	PSE-944222DB SGEAR		$26,887.00
6	FPAC FP-3097	Fuse End Fittings	$375.00	$2,250.00
				$29,137.00

PLEASE ENTER OUR ORDER FOR GOODS LISTED ABOVE. NOTIFY US IMMEDIATELY IF YOU ARE UNABLE TO COMPLETE BY DATE REQUIRED

SALES TAX EXEMPT

AUTHORIZED SIGNATURE

WESCO DISTRIBUTION®

2650 7TH AVE NORTH
PHONE: 701-232-4446
FARGO ND 58102

Quotation

BY ACCEPTING THIS QUOTE, YOU AGREE THAT THE WESCO TERMS AND CONDITIONS OF SALE PUBLISHED AT WWW.WESCO.COM/TERMSOFSALE ARE EXPRESSLY INCORPORATED INTO AND SHALL GOVERN THIS TRANSACTION.
Wesco may assess storage and transportation fees if you do not take or accept delivery within 90 days of product availability. Wesco may also update this quote or above pricing due to changes in duties, freight, tariffs, supplier pricing, surcharges, *commodity pricing, or exchange rate fluctuations.*

To: FAIRMONT PUB POWERPLANT
1120 MARCUS ST
WAREHOUSE
FAIRMONT MN 56031

Date: 06/30/25
Branch: 7852
Project Number: QUOTE
Project Name
Quoted To:
Date of Your Inquiry: 06/30/25
When ordering please refer to Quotation Number: 569185

Item	Quantity	Catalog Number and Description	Unit Price	U/M	Total Price	Rate of Cash Discount	Shipping Time (Weeks)	Customer Delivery Date
10	1	FED PSE944222DB SGEAR	26887.000	E	26887.00	0.00		07/04/25
30	6 1	FPAC FP-3097 FUSE END FITTING	375.000	E	375.00	0.00	2250.00	07/04/25
40	1	S&C***SMU-20 FUSE UNITS	334.000	E	334.00	0.00		07/04/25
50	1	CPS LBI215 LOADBREAK BUSHING INSE	59.530	E	59.53	0.00		07/04/25
		APPROXIMATE FACTORY SHIP						
		DATE FOR QUOTED						
		SWITCHGEAR IS 1/26/26						
		LEAD TIME FOR QUOTED						
		ADDERS IS 7-8 WEEKS ARO						
		QUOTING FREIGHT ALLOWED						
		WESCO TERMS AND						
		CONDITIONS APPLY						
		SUB-TOTAL			27655.53			
		TOTAL			27655.53			

$29137.00

Wesco may assess storage and transportation fees if you do not take or accept delivery within 90 days of product availability. Wesco may also update this quote or above pricing due to duties, freight, tariffs, supplier pricing, surcharges, or exchange rate fluctuations. BY ACCEPTING THIS QUOTE, YOU AGREE THAT THE TERMS AND CONDITIONS OF SALE PUBLISHED AT www.wesco.com/termsofsale ARE EXPRESSLY INCORPORATED INTO AND SHALL GOVERN THIS TRANSACTION.

Per:

15554

Ed Cole
Pad-Mount Sales & Application Engineer
1075 Old Airport Road, Bristol, VA 24201
(276) 645-8940 • FAX (276) 645-8212
Ed.Cole@electro-mechanical.com

FP QUOTATION

TO: Rick Sevald – ElectroTech

COPY: **Leslie Case – Federal Pacific**

DATE: November 13, 2024

SUBJECT: RFQ
FP Quotation #: 547467-R2

TOTAL NUMBER OF PAGES 2 (including this sheet)

THE FOLLOWING BILL OF MATERIAL CONSTITUTES OUR COMPLETE OFFERING; NO OTHER WRITTEN SPECIFICATIONS WILL APPLY.

Item	Qty	Description
1	1	PSE-9-44222-DB 15KV, 95KV BIL, **Dead-front, Air Insulated,** Padmounted Switchgear with two (2) 3-pole 600 amp group operated Auto-jet switches provided with dead-break 600 amp bushings (one (1) per phase) and two (2) 3-phase set(s) of fuse mountings for SMU-20 or DBU fuses provided with 200 amp bushing wells (one (1) per phase). Included are: DB - Dual 600/200 amp bushings on switched ways **Pricing.....$ 27,102.00 each**

Net Adders (If Required):

1. As Required: (6) FP-3097 Fuse End Fittings
Price.....$ 378.00 each = 2268.00

2. As Required: (0) SMU-20 Fuse units
Price.....$ 336.00 each

3. As Required: (0) LBI215 – Load Break Inserts (Spares)
Price.....$ 60.00 each

$29370.00

Notes:

1. Fuse information (size & speed) must be available either at time of order entry or in time to receive the fuses at FP prior to padmount shipment. Otherwise, fuses must be shipped short and the freight charges for the fuse shipment will be prepaid and added to the invoice.

2. If the fuse data is not available as outlined above, steps can be taken to expedite the fuses by shipping via air from emergency stock, if available at time required, at a premium adder of 25% plus $150.00 plus cost of air shipment.

Comments and Clarifications:

This quotation is based upon information supplied to the Factory, which may or may not have been complete. Customer is responsible for reviewing this quotation for compliance, deviations, exclusions, and improper information supplied. If you feel an error or omission has been made, please contact Factory immediately.

Elbows are not included as a part of our proposal.

This quotation is valid for 30 days. In the event you delay the Shipment Date for any reason, we reserve the right to revise the prices listed herein or revoke the quote in its entirety..

Payment Terms are NET 30 Days.

Normal shipments shall begin within approximately **43-45 weeks** after our acceptance of your formal purchase order so long as you have provided all technical details and data required to release the equipment for manufacture (the "Shipment Date"). If a better shipping schedule is required, please consult the Factory for review of our current manufacturing schedule. When drawing approval is required, the Shipment Date will be delayed by the time necessary for the drawing approval process. Approval drawings (if required) will be submitted within approximately **3-4 weeks** after our acceptance of an order. Hold for approval orders not released within **30 days** shall be reviewed and subject to price increases. The Shipment Date is subject to change at time of order release based on current production backlog.

Freight Terms

(1) **Freight will be EXW Factory with seller paying freight.**

(2) The seller will determine the method of transportation and the routing of the shipment. Where the purchaser requires shipment by a method of transportation or routing other than that of the seller's selection, any additional transportation and/or packing expense is to be borne by the purchaser.

All transactions are subject to EMC's Sales Terms and Conditions found at:
https://www.electro-mechanical.com/sales-terms-and-conditions/
Please contact your customer service representative if you are unable to access the site listed above.

FAIRMONT

Fairmont Public Utilities Commission
July 15, 2025

Agenda Item: 9.3

From: Miles Heide, Electric Distribution Superintendent
To: Public Utilities Commission

Subject: Award of FES Substation Foundation Installations
PO 15568

Policy/Action Requested:
Vote Required: __ Simple Majority _____Roll Call

Recommendation: Award contract to Larson Contracting Central, LLC

Overview:
The Electric Department is seeking Commission approval to award the contract for foundation installations at the FES Substation project to Larson Contracting Central, LLC for Fairmont's portion of $86981.00. This is a joint project with SMMPA being responsible for their respective portions and Fairmont PUC for theirs.

Three responsive bids were received from the following contractors with a tabulation of the breakdown of Fairmont's portion listed:

Larson Contracting Central, LLC.....$86,981.00

Urban Companies LLC.....$134,500.00

Deep Foundation Group.....$143,665.82

An enclosed bid summary detailing the tabulation is enclosed for further review.

FAIRMONT T.M.

CITY OF FAIRMONT
100 DOWNTOWN PLAZA
FAIRMONT, MN 56031
507-238-9461 507-238-9044 (fax)

GL ACCOUNT NO.
604 00000 16500
FES Substation Transformer Replacement

PURCHASE ORDER NO. / WORK ORDER NO.
15568

VENDOR:
Larson Contracting Central, LLC
508 West Main Street
Lake Mills, IA 50450

SHIP TO:
Electric Line Department
FES Substation, 7th and Main Street

DATE ORDERED: 7/9/25 **DATE REQUIRED:**

QUANTITY	STOCK #	DESCRIPTION	PRICE	AMOUNT
		Foundation Installations - FES Substation		
				$86,981.00

PLEASE ENTER OUR ORDER FOR GOODS LISTED ABOVE. NOTIFY US IMMEDIATELY IF YOU ARE UNABLE TO COMPLETE BY DATE REQUIRED

SALES TAX EXEMPT

AUTHORIZED SIGNATURE

July 8, 2025

City of Fairmont/Public Utilities
Attn: Miles Heide, Electric Distribution Superintendent
100 Downtown Plaza
Fairmont, MN 56081

RE: **Recommendation of Award of Contract**
Foundation Installations – FES Substation
DGR Project No. 424808

Dear Miles:

We have reviewed the bids received on July 2, 2025 for the above-referenced project. A bid summary form and detailed tabulation of the bid results is enclosed. We have checked the bids for mathematical accuracy and compliance with the bid specifications. We are hereby prepared to offer the following recommendation.

There were three (3) responsive bids received ranging in price from $86,981.00 to $143,665.82 for the work to be performed for the City of Fairmont/Public Utilities portion of the overall project. The apparent low bid evaluated was received from Larson Contracting Central, LLC, who submitted a total price of $86,981.00. DGR has limited experience with Larson, but we know of no reasons why they would not perform well on this project. We requested and reviewed some project references for both Larson and their proposed helical pile subcontractor and have no concerns. We also requested some helical pile data included in the bid proposal and found no major concerns. We recommend that you award the contract to Larson Contracting Central, LLC for a total price of $86,981.00.

The overall project for the work to be performed includes a portion of the project being paid by Southern Minnesota Municipal Power Agency (SMMPA). The lowest responsive bid evaluated for the overall project was received from Larson Contracting Central, LLC, who submitted a total price of $581,086.00. The total price includes SMMPA's portion $494,105.00 (Part 1) and the City of Fairmont/Public Utilities portion $86,981.00 (Part 2) (see the enclosed Bid Summary and Tabulation for the breakdown).

Please review our recommendation and feel free to contact us with any questions you or the Utility Commission may have. Please let us know when an award has been made, and we will proceed with preparing the Contract Documents for signatures. We will be sending a copy of the bid summary to all bidders and plan holders.

Best Regards,

DGR Engineering

Paul Konechne, P.E.
Enclosure: Bid Summary and Tabulation
PDK:ste

cc: Seth Koneczny, Manager of Power Delivery
SMMPA

BID SUMMARY

Foundation Installations - FES Substation
Southern Minnesota Municipal Power Agency and City of Fairmont/Public Utilities
Fairmont, Minnesota

DGR ENGINEERING

DGR Project No. 422655, 424808
Bid Letting: July 2, 2025 - 11:00 AM
Fairmont Public Utilities Office

Bidder and Address	Bid Security	City of Fairmont/ Public Utilities Bid Price	SMMPA Bid Price	Total Bid Price	Comments
Larson Contracting Central, LLC 508 West Main Street Lake Mills, IA 50450	10% Bid Bond	**$86,981.00**	**$494,105.00**	**$581,086.00**	
Urban Companies LLC 3781 Labore Road St. Paul, MN 55110	10% Bid Bond	$134,500.00	$631,000.00	$765,500.00	
Deep Foundation Group 46752 269th Street Sioux Falls, SD 57106	10% Bid Bond	$143,665.82	$841,953.20	$985,619.02	

City of Fairmont/Public Utilities
Corrected Bid Amounts Shown Shaded

BID TABULATION

Foundation Installations - FES Substation

Southern Minnesota Municipal Power Agency and City of Fairmont/Public Utilities
Fairmont, Minnesota
DGR Project No. 422655, 424808
Bid Letting: July 2, 2025 - 11:00 AM

DGR ENGINEERING

PART 1 - SOUTHERN MINNESOTA MUNICIPAL POWER AGENCY (SMMPA)

Unit No.	Name and Description of Construction Unit	No. of Units	Larson Contracting Central, LLC Lake Mills, IA Labor	Material	L & M	Bid Security: 10% Bid Bond Ext. Price L & M	Urban Companies LLC St. Paul, MN Labor	Material	L & M	Bid Security: 10% Bid Bond Ext. Price L & M
PDE1	Helical piles, as required for a complete installation, for 69 kV deadend structure foundation (ea. foundation)	3	$ 18,092.00	$ 36,735.00	$ 54,827.00	$ 164,481.00	$ 14,000.00	$ 40,000.00	$ 54,000.00	$ 162,000.00
PST1	Helical piles, as required for a complete installation, for shield tower foundation (ea. foundation)	1	9,046.00	18,367.00	27,413.00	27,413.00	7,500.00	20,000.00	27,500.00	27,500.00
PSS1	Helical piles, as required for a complete installation, for 69 kV low switch support foundation (ea. foundation)	2	4,070.00	8,266.00	12,336.00	24,672.00	4,000.00	9,000.00	13,000.00	26,000.00
PBS1	Helical piles, as required for a complete installation, for 69 kV bus support foundation (ea. foundation)	2	4,070.00	8,266.00	12,336.00	24,672.00	4,000.00	9,000.00	13,000.00	26,000.00
PPT1	Helical piles, as required for a complete installation, for 69 kV 3Ø PT support foundation (ea. foundation)	1	4,070.00	8,266.00	12,336.00	12,336.00	4,000.00	9,000.00	13,000.00	13,000.00
PCB1	Helical piles, as required for complete installation, for 69 kV circuit breaker foundation (ea. foundation)	2	3,053.00	6,199.00	9,252.00	18,504.00	3,000.00	8,000.00	11,000.00	22,000.00
P1W	Helical piles, as required for complete installation, for 69 kV transmission line pole foundation (ea. foundation)	1	18,092.00	36,735.00	54,827.00	54,827.00	14,000.00	40,000.00	54,000.00	54,000.00
PLT	Helical load test, pre-production (as req'd.)	1	10,000.00	8,848.00	18,848.00	18,848.00	12,000.00	8,000.00	20,000.00	20,000.00
CDE1	Concrete foundation, installed on helical piles, for 69 kV deadend structure foundation (ea. foundation)	3	5,180.00	5,662.00	10,842.00	32,526.00	15,000.00	5,000.00	20,000.00	60,000.00
CST1	Concrete foundation, installed on helical piles, for shield tower foundation (ea. foundation)	1	4,751.00	3,922.00	8,673.00	8,673.00	9,000.00	3,000.00	12,000.00	12,000.00
CSS1	Concrete foundation, installed on helical piles, for 69 kV low switch support foundation (ea. foundation)	2	3,629.00	3,592.00	7,221.00	14,442.00	12,000.00	4,000.00	16,000.00	32,000.00
CBS1	Concrete foundation, installed on helical piles, for 69 kV bus support foundation (ea. foundation)	2	3,206.00	3,142.00	6,348.00	12,696.00	9,000.00	3,000.00	12,000.00	24,000.00
CPT1	Concrete foundation, installed on helical piles, for 69 kV 3Ø PT support foundation (ea. foundation)	1	3,629.00	3,592.00	7,221.00	7,221.00	12,000.00	4,000.00	16,000.00	16,000.00
CCB1	Concrete foundation, installed on helical piles, for 69 kV circuit breaker foundation (ea. foundation)	2	2,828.00	2,705.00	5,533.00	11,066.00	9,000.00	3,000.00	12,000.00	24,000.00
C1W	Concrete foundation, installed on helical piles, for 69 kV transmission line pole foundation (ea. foundation)	1	8,395.00	9,425.00	17,820.00	17,820.00	30,000.00	10,000.00	40,000.00	40,000.00
CDM	Concrete design mix, certified by independent agency (as req'd.)	1	752.00	100.00	852.00	852.00	500.00	-	500.00	500.00
CTS	Concrete testing, SMMPA foundations (as req'd.)	1	10,000.00	2,566.00	12,566.00	12,566.00	15,000.00	-	15,000.00	15,000.00
U1	Mobilization, SMMPA structures (as req'd.)	1	15,000.00	15,490.00	30,490.00	30,490.00	57,000.00	-	57,000.00	57,000.00
					Total Part 1 - SMMPA:	$ 494,105.00			Total Part 1 - SMMPA:	$ 631,000.00
					Total Part 2 - City of Fairmont/Public Utilities:	$ 86,981.00			Total Part 2 - City of Fairmont/Public Utilities:	$ 134,500.00
					TOTAL BASE BID (Parts 1 & 2):	$ 581,086.00			TOTAL BASE BID (Parts 1 & 2):	$ 765,500.00

City of Fairmont/Public Utilities
Corrected Bid Amounts Shown Shaded

BID TABULATION

Foundation Installations - FES Substation

Southern Minnesota Municipal Power Agency and City of Fairmont/Public Utilities
Fairmont, Minnesota
DGR Project No. 422655, 424808
Bid Letting: July 2, 2025 - 11:00 AM

DGR ENGINEERING

PART 1 - SOUTHERN MINNESOTA MUNICIPAL POWER AGENCY (SMMPA)

Unit No.	Name and Description of Construction Unit	No. of Units	Deep Foundation Group Sioux Falls, SD Labor	Material	L & M	Bid Security: 10% Bid Bond Ext. Price L & M
PDE1	Helical piles, as required for a complete installation, for 69 kV deadend structure foundation (ea. foundation)	3	$ 45,394.44	$ 45,394.44	$ 90,788.88	$ 272,366.64
PST1	Helical piles, as required for a complete installation, for shield tower foundation (ea. foundation)	1	22,697.22	22,697.22	45,394.44	45,394.44
PSS1	Helical piles, as required for a complete installation, for 69 kV low switch support foundation (ea. foundation)	2	5,588.86	5,588.86	11,177.72	22,355.44
PBS1	Helical piles, as required for a complete installation, for 69 kV bus support foundation (ea. foundation)	2	5,588.86	5,588.86	11,177.72	22,355.44
PPT1	Helical piles, as required for a complete installation, for 69 kV 3Ø PT support foundation (ea. foundation)	1	5,588.86	5,588.86	11,177.72	11,177.72
PCB1	Helical piles, as required for complete installation, for 69 kV circuit breaker foundation (ea. foundation)	2	4,191.64	4,191.64	8,383.28	16,766.56
P1W	Helical piles, as required for complete installation, for 69 kV transmission line pole foundation (ea. foundation)	1	45,394.44	45,394.44	90,788.88	90,788.88
PLT	Helical load test, pre-production (as req'd.)	1	27,000.00	27,000.00	54,000.00	54,000.00
CDE1	Concrete foundation, installed on helical piles, for 69 kV deadend structure foundation (ea. foundation)	3	15,140.88	10,292.04	25,432.92	76,298.76
CST1	Concrete foundation, installed on helical piles, for shield tower foundation (ea. foundation)	1	7,277.32	6,176.28	13,453.60	13,453.60
CSS1	Concrete foundation, installed on helical piles, for 69 kV low switch support foundation (ea. foundation)	2	11,418.32	8,491.56	19,909.88	39,819.76
CBS1	Concrete foundation, installed on helical piles, for 69 kV bus support foundation (ea. foundation)	2	9,537.32	6,176.28	15,713.60	31,427.20
CPT1	Concrete foundation, installed on helical piles, for 69 kV 3Ø PT support foundation (ea. foundation)	1	9,158.32	8,491.56	17,649.88	17,649.88
CCB1	Concrete foundation, installed on helical piles, for 69 kV circuit breaker foundation (ea. foundation)	2	9,537.32	6,176.28	15,713.60	31,427.20
C1W	Concrete foundation, installed on helical piles, for 69 kV transmission line pole foundation (ea. foundation)	1	18,144.88	19,555.80	37,700.68	37,700.68
CDM	Concrete design mix, certified by independent agency (as req'd.)	1	-	1,056.00	1,056.00	1,056.00
CTS	Concrete testing, SMMPA foundations (as req'd.)	1	4,500.00	-	4,500.00	4,500.00
U1	Mobilization, SMMPA structures (as req'd.)	1	10,683.00	42,732.00	53,415.00	53,415.00
					Total Part 1 - SMMPA:	**$ 841,953.20**
					Total Part 2 - City of Fairmont/Public Utilities:	**$ 143,665.82**
					TOTAL BASE BID (Parts 1 & 2):	**$ 985,619.02**

City of Fairmont/Public Utilities
Corrected Bid Amounts Shown Shaded

BID TABULATION

Foundation Installations - FES Substation

Southern Minnesota Municipal Power Agency and City of Fairmont/Public Utilities
Fairmont, Minnesota
DGR Project No. 422655, 424808
Bid Letting: July 2, 2025 - 11:00 AM

DGR ENGINEERING

PART 2 - CITY OF FAIRMONT/PUBLIC UTILITIES

Unit No.	Name and Description of Construction Unit	No. of Units	Larson Contracting Central, LLC Lake Mills, IA Labor	Material	Bid Security: 10% Bid Bond L & M	Ext. Price L & M	Urban Companies LLC St. Paul, MN Labor	Material	Bid Security: L & M	Ext. Price L & M
PSS2	Helical piles, as required for a complete installation, for 69 kV high switch support foundation (ea. foundation)	1	$ 4,070.00	$ 8,266.00	$ 12,336.00	$ 12,336.00	$ 4,000.00	$ 9,000.00	$ 13,000.00	$ 13,000.00
PCB2	Helical piles, as required for complete installation, for 69 kV circuit breaker foundation (ea. foundation)	1	3,053.00	6,199.00	9,252.00	9,252.00	3,000.00	8,000.00	11,000.00	11,000.00
PXF	Helical piles, as required for a complete installation, for 69 kV transformer foundation (ea. foundation)	1	7,915.00	16,072.00	23,987.00	23,987.00	7,500.00	18,000.00	25,500.00	25,500.00
CSS2	Concrete foundation, installed on helical piles, for 69 kV high switch support foundation (ea. foundation)	1	3,629.00	3,592.00	7,221.00	7,221.00	12,000.00	4,000.00	16,000.00	16,000.00
CCB2	Concrete foundation, installed on helical piles, for 69 kV circuit breaker foundation (ea. foundation)	1	2,828.00	2,705.00	5,533.00	5,533.00	9,000.00	3,000.00	12,000.00	12,000.00
CXF	Concrete foundation, installed on helical piles, for 69 kV transformer foundation (ea. foundation)	1	5,730.00	6,813.00	12,543.00	12,543.00	30,000.00	10,000.00	40,000.00	40,000.00
CTF	Concrete testing, City of Fairmont foundations (as req'd.)	1	4,000.00	1,712.00	5,712.00	5,712.00	5,000.00	-	5,000.00	5,000.00
U2	Mobilization, City of Fairmont structures (as req'd.)	1	5,000.00	5,397.00	10,397.00	10,397.00	12,000.00	-	12,000.00	12,000.00
			Total Part 2 - City of Fairmont/Public Utilities:			**$ 86,981.00**	**Total Part 2 - City of Fairmont/Public Utilities:**			**$ 134,500.00**
			Total Part 1 - SMMPA:			**$ 494,105.00**	**Total Part 1 - SMMPA:**			**$ 631,000.00**
			TOTAL BASE BID (Parts 1 & 2):			**$ 581,086.00**	**TOTAL BASE BID (Parts 1 & 2):**			**$ 765,500.00**

City of Fairmont/Public Utilities
Corrected Bid Amounts Shown Shaded

77

BID TABULATION

Foundation Installations - FES Substation

Southern Minnesota Municipal Power Agency and City of Fairmont/Public Utilities
Fairmont, Minnesota
DGR Project No. 422655, 424808
Bid Letting: July 2, 2025 - 11:00 AM

PART 2 - CITY OF FAIRMONT/PUBLIC UTILITIES

Unit No.	Name and Description of Construction Unit	No. of Units	Deep Foundation Group Sioux Falls, SD Labor	Material	L & M	Bid Security: 10% Bid Bond Ext. Price L & M
PSS2	Helical piles, as required for a complete installation, for 69 kV high switch support foundation (ea. foundation)	1	$ 5,588.86	$ 5,588.86	$ 11,177.72	$ 11,177.72
PCB2	Helical piles, as required for complete installation, for 69 kV circuit breaker foundation (ea. foundation)	1	4,191.64	4,191.64	8,383.28	8,383.28
PXF	Helical piles, as required for a complete installation, for 69 kV transformer foundation (ea. foundation)	1	14,350.91	14,350.91	28,701.82	28,701.82
CSS2	Concrete foundation, installed on helical piles, for 69 kV high switch support foundation (ea. foundation)	1	9,158.32	8,491.56	17,649.88	17,649.88
CCB2	Concrete foundation, installed on helical piles, for 69 kV circuit breaker foundation (ea. foundation)	1	7,277.32	6,176.28	13,453.60	13,453.60
CXF	Concrete foundation, installed on helical piles, for 69 kV transformer foundation (ea. foundation)	1	18,980.44	20,584.08	39,564.52	39,564.52
CTF	Concrete testing, City of Fairmont foundations (as req'd.)	1	1,500.00		1,500.00	1,500.00
U2	Mobilization, City of Fairmont structures (as req'd.)	1	4,647.00	18,588.00	23,235.00	23,235.00
				Total Part 2 - City of Fairmont/Public Utilities:		**$ 143,665.82**
					Total Part 1 - SMMPA:	**$ 841,953.20**
					TOTAL BASE BID (Parts 1 & 2):	**$ 985,619.02**

City of Fairmont/Public Utilities
Corrected Bid Amounts Shown Shaded

FAIRMONT

Fairmont Public Utilities Commission
July 15, 2025

Agenda Item: 9.4

From: Miles Heide Electric Superintendent
To: Public Utilities Commission

Subject: Purchase of High Voltage Switch
PO 15569

Policy/Action Requested:
Vote Required: __x__ Simple Majority _____ Roll Call

Recommendation: Purchase CLEER VIEW Switch/enclosure/basement from WESCO.

Overview:
Approval requested to purchase 600-amp CLEER VIEW switch with cabinet and basement to replace an existing overhead switch which will need to be moved for the proposed new transmission poles entering the new FES Substation. Enclosed please find 2 quotes, one from WESCO and the other from APS Systems.

WESCO.....$27706.71
APS Systems.....$29235.64

FAIRMONT T.M.

CITY OF FAIRMONT
100 DOWNTOWN PLAZA
FAIRMONT, MN 56031
507-238-9461 507-238-9044 (fax)

GL ACCOUNT NO.
604 00000 16300
High Voltage Switches

PURCHASE ORDER NO. / WORK ORDER NO.
15569

VENDOR:
WESCO

SHIP TO:
Electric Department

DATE ORDERED: 7/10/25 **DATE REQUIRED:**

QUANTITY	STOCK #	DESCRIPTION	PRICE	AMOUNT
3		CLEER VIEW Modules		$11,029.00
1		3 Phase Grounding Kit		$6,865.00
1		Cabinet		$3,488.00
1		Basement		$912.00
6		15kv CLEER Caps		$1,871.71
3		15kv Stand-offs		$3,541.00
				$27,706.71

PLEASE ENTER OUR ORDER FOR GOODS LISTED ABOVE. NOTIFY US IMMEDIATELY IF YOU ARE UNABLE TO COMPLETE BY DATE REQUIRED

SALES TAX EXEMPT

AUTHORIZED SIGNATURE

15569

WESCO DISTRIBUTION®

2650 7TH AVE NORTH
PHONE: 701-232-4446
FARGO ND 58102

Quotation

BY ACCEPTING THIS QUOTE, YOU AGREE THAT THE WESCO TERMS AND CONDITIONS OF SALE PUBLISHED AT WWW.WESCO.COM/TERMSOFSALE ARE EXPRESSLY INCORPORATED INTO AND SHALL GOVERN THIS TRANSACTION.
Wesco may assess storage and transportation fees if you do not take or accept delivery within 90 days of product availability. Wesco may also update this quote or above pricing due to changes in duties, freight, tariffs, supplier pricing, surcharges, *commodity pricing, or exchange rate fluctuations.*

To: FAIRMONT PUB POWERPLANT
1120 MARCUS ST
WAREHOUSE
FAIRMONT MN 56031

Date: 07/08/25
Branch: 7852
Project Number: QUOTE
Project Name
Quoted To:
Date of Your Inquiry: 06/02/25
When ordering please refer to Quotation Number: 558024

Item	Quantity	Catalog Number and Description	Unit Price	U/M	Total Price	Rate of Cash Discount	Shipping Time (Weeks)	Customer Delivery Date
10	1	CPS***CLEER MODULES LEAD TIME 52 WEEKS ARO	11029.000	E	11029.00	0.00		07/11/25
20	1	CPS***GE6002Y0602CK315 3 PHASE GROUNDING KIT LEAD TIME 52 WEEKS ARO	6865.000	E	6865.00	0.00		07/11/25
30	1	APS***APS308430-EQEQEQES CABINET LEAD TIME 13 WEEKS ARO	3488.000	E	3488.00	0.00		07/11/25
40	1	APS***FGS308430 FIBERGLASS BASE LEAD TIME 5 WEEKS ARO	912.000	E	912.00	0.00		07/11/25
51	1	CPS***CLEER-LPC615 CAP, CLEER, 15KV, 600A LB #14 AWG GND LEAD TIME 36 WEEKS ARO	1871.710	E	1871.71	0.00		07/11/25
62	1	CPS***CLEER-PS600 STANDOFF, 15, 25, AND 35KV 600A CLEER LEAD TIME 36 WEEKS ARO PRICING IS FIRM FOR 60 DAYS FROM QUOTE	3541.000	E	3541.00	0.00		07/11/25

Wesco may assess storage and transportation fees if you do not take or accept delivery within 90 days of product availability. Wesco may also update this quote or above pricing due to duties, freight, tariffs, supplier pricing, surcharges, or exchange rate fluctuations. BY ACCEPTING THIS QUOTE, YOU AGREE THAT THE TERMS AND CONDITIONS OF SALE PUBLISHED AT www.wesco.com/termsofsale ARE EXPRESSLY INCORPORATED INTO AND SHALL GOVERN THIS TRANSACTION.

Per:



WESCO
DISTRIBUTION®

2650 7TH AVE NORTH
PHONE: 701-232-4446
FARGO ND 58102

Quotation

BY ACCEPTING THIS QUOTE, YOU AGREE THAT THE WESCO TERMS AND CONDITIONS OF SALE PUBLISHED AT WWW.WESCO.COM/TERMSOFSALE ARE EXPRESSLY INCORPORATED INTO AND SHALL GOVERN THIS TRANSACTION.
Wesco may assess storage and transportation fees if you do not take or accept delivery within 90 days of product availability. Wesco may also update this quote or above pricing due to changes in duties, freight, tariffs, supplier pricing, surcharges, commodity pricing, or exchange rate fluctuations.

To: FAIRMONT PUB POWERPLANT
1120 MARCUS ST
WAREHOUSE
FAIRMONT MN 56031

Date: 07/08/25
Branch: 7852
Project Number: QUOTE
Project Name
Quoted To:
Date of Your Inquiry: 06/02/25
When ordering please refer to Quotation Number: 558024

Item	Quantity	Catalog Number and Description	Unit Price	U/M	Total Price	Rate of Cash Discount	Shipping Time (Weeks)	Customer Delivery Date
		PRICING IS QUOTED						
		PREPAID AND ADD						
		WESCO TERMS AND						
		CONDITIONS APPLY						
		SUB-TOTAL			27706.71			
		TOTAL			27706.71			

Wesco may assess storage and transportation fees if you do not take or accept delivery within 90 days of product availability. Wesco may also update this quote or above pricing due to duties, freight, tariffs, supplier pricing, surcharges, or exchange rate fluctuations. BY ACCEPTING THIS QUOTE, YOU AGREE THAT THE TERMS AND CONDITIONS OF SALE PUBLISHED AT www.wesco.com/termsofsale ARE EXPRESSLY INCORPORATED INTO AND SHALL GOVERN THIS TRANSACTION.

Per:

APS Systems Quote for Fairmont CLEER

Project Name: Fairmont Public Utilities Loadbreak Connector CLEER System
Quoted to: Fairmont Public Utilities
Date: July 8, 2025
Contact: Miles Heide mheide@fairmont.org

APS
AMERICAN PADMOUNT SYSTEMS

7/8/2025
Quote Number QTE250602

	Qt per Cabinet	Quote Direct	Lead Time
3 CLEER Modules	3	$ 11,718.75	52 weeks
GE6002Y0602CK315 Qty 1 (3 phase grounding kit)	1	$ 7,294.14	52 weeks
APS308430-EQEQEQES Cabinet	1	$ 3,706.25	12 weeks
FGS308430 FG Base	1	$ 968.75	4 weeks
CLEER-LPC615 CAP, CLEER, 15KV, 600A LB #14 AWG GND	6	$ 1,918.50	36 weeks
CLEER-PS600 STANDOFF, 15, 25, AND 35KV 600A CLEER	3	$ 3,629.25	36 weeks
		$ 29,235.64	

Conditions

1. **Pricing firm for 60 days**
2. **Freight is Prepay Add**
3. **Net 30 Days**

Prepared by: Gary Harter APS

Gary Harter
VP Sales
Gary.Harter@ampadsys.com
Website: ampadsys.com
© 864-380-7955
100 Walnut Trace Ct.
Simpsonville, SC 29681

Specifications

Photo is representative

Eaton GE6002Y0602CK315

Eaton Cooper Power series CLEER grounding elbow kit, 600A, 15 kV, Yellow, Cable length: 6 ft, 2/0 cable, Three-phase, Bronze, Clamp: #8 Sol. to 1" dia., Cable range: #2 to 4/0 AWG

General specifications	
PRODUCT NAME	Eaton Cooper Power series CLEER grounding elbow
CATALOG NUMBER	GE6002Y0602CK315
UPC	194006092289
PRODUCT LENGTH/DEPTH	1 in
PRODUCT HEIGHT	1 in
PRODUCT WIDTH	1 in
PRODUCT WEIGHT	0.001 lb
CERTIFICATIONS	Not Applicable

Powering Business Worldwide

Accessories

CANVAS BAG	Yes

Additional Specifications

TYPE	CLEER Grounding elbow kit

Cable

CABLE COLOR	Yellow
CABLE LENGTH	6 ft
CABLE RANGE	#2 to 4/0
CABLE SIZE	2/0

Descriptions

MATERIAL	Bronze
STYLE	02C

Dimensions

CLAMP RANGE	#8 Sol. to 1" dia.

Electrical Rating

AMPERAGE RATING	600A
ASTM CURRENT RATINGS	4 (34 kA)
PHASE	Three-phase
VOLTAGE RATING	15 kV

Ratings

GRADE	4

Resources

APPLICATION NOTES	Line installation and protective equipment product application poster
CATALOGS	Eaton's Cooper Power Series OEM Product Guide
SPECIFICATIONS AND DATASHEETS	Eaton Specification Sheet - GE6002Y0602CK315 Line installation and protective equipment specifiers guide

PROJECT NAME:	
PROJECT NUMBER:	
PREPARED BY:	
DATE:	

Powering Business Worldwide

Eaton Corporation plc
Eaton House
30 Pembroke Road
Dublin 4, Ireland
Eaton.com

Follow us on social media to get the latest product and support information.

© 2025 Eaton. All Rights Reserved.

APS
AMERICAN PADMOUNT SYSTEMS

Three Phase Cabinet
25kV 600AMP
APS-308430-EQEQEQES

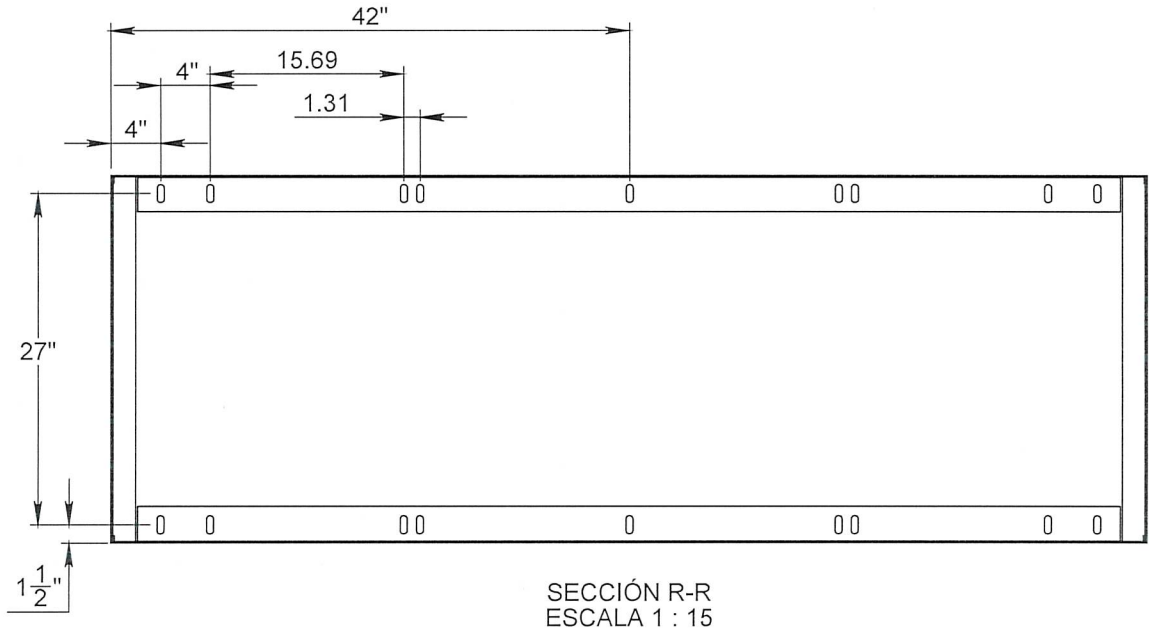

SECCIÓN R-R
ESCALA 1 : 15

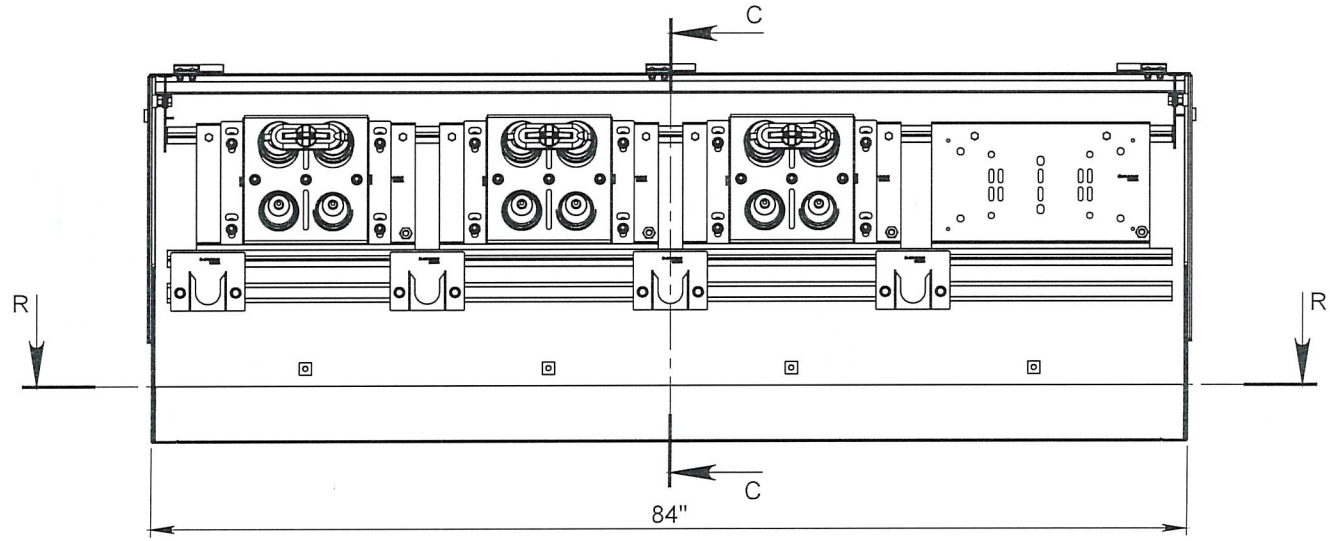

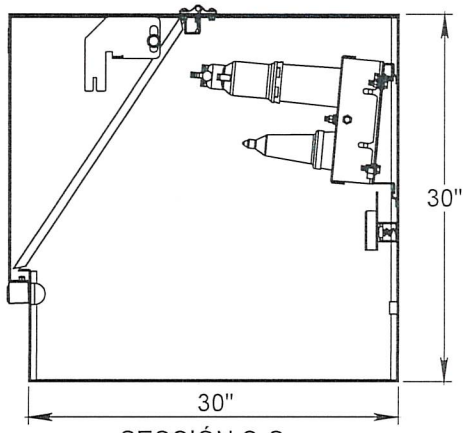

SECCIÓN C-C
ESCALA 1 : 15

FAIRMONT

Fairmont Public Utilities Commission
July 15, 2025

Agenda Item: 9.5

From: Miles Heide Electric Superintendent
To: Public Utilities Commission

Subject: Purchase of High Voltage Switch (CIP Replace High Voltage Switches)
PO 1 5570

Policy/Action Requested:
Vote Required: __x__ Simple Majority _____ Roll Call

Recommendation: Purchase PSE-10 Switch from WESCO

Overview:

Enclosed please find 2 quotes for one Federal Pacific PSE-10 Dual bushing 600/200 amp Pad mounted switch from WESCO and ElectroTech.

ElectroTech.....$34529.90

WESCO.....$33900.00

FAIRMONT T.M.

CITY OF FAIRMONT
100 DOWNTOWN PLAZA
FAIRMONT, MN 56031
507-238-9461 507-238-9044 (fax)

GL ACCOUNT NO.	PURCHASE ORDER NO. / WORK ORDER NO.
604 00000 16300 Replace High Voltage Switches	15570
VENDOR: WESCO	**SHIP TO:** Electric Department

DATE ORDERED:	7/10/25	DATE REQUIRED:		
QUANTITY	STOCK #	DESCRIPTION	PRICE	AMOUNT
1	PSE-10-44400	Federal Pacific 600/600/200 15Kv,95Kv, BIL Dead front,		$33,900.00
		air insulated. Dual bushing 600/200 amp bushings		
				$33,900.00

PLEASE ENTER OUR ORDER FOR GOODS LISTED ABOVE. NOTIFY US IMMEDIATELY IF YOU ARE UNABLE TO COMPLETE BY DATE REQUIRED

SALES TAX EXEMPT

AUTHORIZED SIGNATURE

15570

FEDERAL PACIFIC™

FP QUOTATION WESCO

TO: Fairmont Public Utilities

DATE: July 9, 2025

SUBJECT: RFQ for Fairmont Public Utilities
FP Quotation #: 550097

TOTAL NUMBER OF PAGES 2 (including this sheet)

THE FOLLOWING BILL OF MATERIAL CONSTITUTES OUR COMPLETE OFFERING; NO OTHER WRITTEN SPECIFICATIONS WILL APPLY.

Item	Qty	Description
1	1	PSE-10-44400-DB 600/600 – 600/200 15KV, 95KV BIL, Dead-Front, Air Insulated, Pad-mounted Switchgear with four (4) 3-pole 600 amp group operated Auto-jet switches provided with dead break 600amp bushings (one (1) per phase). Compartment 1 - Dual Bushings 600/200 amp bushings Compartment 2 - Dual Bushings 600/600 amp bushings Compartment 3 - Dual Bushings 600/200 amp bushings Compartment 4 - Dual Bushings 600/600 amp bushing **Price.....$33,900.00 each**

Comments and Clarifications:
This quotation is based upon information supplied to the Factory, which may or may not have been complete. Customer is responsible for reviewing this quotation for compliance, deviations, exclusions, and improper information supplied. If you feel an error or omission has been made, please contact Factory immediately.

Elbows are not included as a part of our proposal.

Dual 600amp bushing bays cannot also have 200amp bushings. 600amp to 200amp T-body adapters for 600amp to 200amp can be used to accommodate 200amp requirement. T-body adapters and elbows would be supplied by others.

This quotation is valid for 30 days. In the event you delay the Shipment Date for any reason, we reserve the right to revise the prices listed herein or revoke the quote in its entirety..

Due to the evolving nature of tariffs, please note that the prices quoted may be subject to change as they do not include any taxes, tariffs or duties associated with the transaction. We will continue to closely monitor the situation and will promptly communicate any adjustments that may arise.

Taxes/Tariffs/Duties: Prices as quoted are exclusive of all taxes, tariffs and duties which may relate in any way to the transaction. In addition to any price specified, Purchaser shall pay any present or future sales, use, excise, value added or similar tax, and any tariffs and duties applicable to the price, sale or delivery of any products furnished.

Normal shipments shall begin within approximately **52-54 weeks** after our acceptance of your formal purchase order so long as you have provided all technical details and data required to release the equipment for manufacture (the "Shipment Date"). If a better shipping schedule is required, please consult the Factory for review of our current manufacturing schedule. When drawing approval is required, the Shipment Date will be delayed by the time necessary for the drawing approval process. Approval drawings (if required) will be submitted within approximately **3-4 weeks** after our acceptance of an order. Hold for approval orders not released within **30 days** shall be reviewed and subject to price increases. The Shipment Date is subject to change at time of order release based on current production backlog.

Freight Terms

(1) **Freight will be EXW Factory with seller paying freight.**

(2) The seller will determine the method of transportation and the routing of the shipment. Where the purchaser requires shipment by a method of transportation or routing other than that of the seller's selection, any additional transportation and/or packing expense is to be borne by the purchaser.

Ed Cole
Pad-Mount Sales & Application Engineer
1075 Old Airport Road, Bristol, VA 24201
(276) 645-8940 • FAX (276) 645-8212
Ed.Cole@electro-mechanical.com

FP QUOTATION

ELECTRO TECH

TO: Adam Miller - ElectroTech

COPY: **Leslie Case – Federal Pacific**

DATE: July 9, 2025

SUBJECT: RFQ for Fairmont Public Utilities
FP Quotation #: 550097

TOTAL NUMBER OF PAGES 2 (including this sheet)

THE FOLLOWING BILL OF MATERIAL CONSTITUTES OUR COMPLETE OFFERING; NO OTHER WRITTEN SPECIFICATIONS WILL APPLY.

Item	Qty	Description
1	1	PSE-10-44400-DB 600/600 – 600/200 15KV, 95KV BIL, Dead-Front, Air Insulated, Pad-mounted Switchgear with four (4) 3-pole 600 amp group operated Auto-jet switches provided with dead break 600amp bushings (one (1) per phase). Compartment 1 - Dual Bushings 600/200 amp bushings Compartment 2 - Dual Bushings 600/600 amp bushings Compartment 3 - Dual Bushings 600/200 amp bushings Compartment 4 - Dual Bushings 600/600 amp bushing **Price.....$34,529.90 each**

Comments and Clarifications:
This quotation is based upon information supplied to the Factory, which may or may not have been complete. Customer is responsible for reviewing this quotation for compliance, deviations, exclusions, and improper information supplied. If you feel an error or omission has been made, please contact Factory immediately.

Elbows are not included as a part of our proposal.

Dual 600amp bushing bays cannot also have 200amp bushings. 600amp to 200amp T-body adapters for 600amp to 200amp can be used to accommodate 200amp requirement. T-body adapters and elbows would be supplied by others.

This quotation is valid for 30 days. In the event you delay the Shipment Date for any reason, we reserve the right to revise the prices listed herein or revoke the quote in its entirety..

Payment Terms are NET 30 Days.

Due to the evolving nature of tariffs, please note that the prices quoted may be subject to change as they do not include any taxes, tariffs or duties associated with the transaction. We will continue to closely monitor the situation and will promptly communicate any adjustments that may arise.

Taxes/Tariffs/Duties: Prices as quoted are exclusive of all taxes, tariffs and duties which may relate in any way to the transaction. In addition to any price specified, Purchaser shall pay any present or future sales, use, excise, value added or similar tax, and any tariffs and duties applicable to the price, sale or delivery of any products furnished.

Normal shipments shall begin within approximately **52-54 weeks** after our acceptance of your formal purchase order so long as you have provided all technical details and data required to release the equipment for manufacture (the "Shipment Date"). If a better shipping schedule is required, please consult the Factory for review of our current manufacturing schedule. When drawing approval is required, the Shipment Date will be delayed by the time necessary for the drawing approval process. Approval drawings (if required) will be submitted within approximately **3-4 weeks** after our acceptance of an order. Hold for approval orders not released within **30 days** shall be reviewed and subject to price increases. The Shipment Date is subject to change at time of order release based on current production backlog.

Freight Terms

(1) **Freight will be EXW Factory with seller paying freight.**

(2) The seller will determine the method of transportation and the routing of the shipment. Where the purchaser requires shipment by a method of transportation or routing other than that of the seller's selection, any additional transportation and/or packing expense is to be borne by the purchaser.

All transactions are subject to EMC's Sales Terms and Conditions found at:
https://www.electro-mechanical.com/sales-terms-and-conditions/
Please contact your customer service representative if you are unable to access the site listed above.