CITY OF FAIRMONT
PUBLIC UTILITIES COMMISSION
AGENDA

Tuesday, August 18, 2026

1 Call to Order
- 7:30 AM City Hall Conference Room (Second Floor)

2 Roll Call
Chair Werre _____
Commissioner Struss _____
Commissioner Christ _____
Commissioner Zoch _____

3 Public Discussion/Comments (Individual comments are limited to 3 minutes)

4 Approval of Minutes **(2 - 3)**
-Regular Meeting, July 21 , 2026

5 Financials & Productions Stats for July 2026 **(43 - 51)**

6 Approval of Record of Disbursements for July 2026 **(52 - 71)**

7 Old Business

8 New Business
8.1 - Approval of PO 15970 **(72 - 75)**

9 Staff Updates
9.1 - Water/Wastewater Departments
9.2 - Line Departments

10 Date and Time of Next Meetings:
- Work Session - Tuesday, September 1, 2026
- Regular Meeting - Tuesday, September 15, 2026

11 Adjournment

Fairmont Public Utilities Commission
August 18, 2026

Agenda Item: 4

From: Julie Zarling, Assistant Finance Director
To: Public Utilities Commission

Subject: PUC Minutes from Regular meeting on July 21, 2026

Policy/Action Requested:
Vote Required: __X__ Simple Majority _____ Roll Call

Recommendation: Approval

Overview:

Budget Impact: N/A

Attachments: PUC Minutes Regular Meeting, July 21, 2026

****

PUC Action: _____ Date: _____

PUBLIC UTILITIES COMMISSION
REGULAR MEETING

Tuesday, July 21, 2026
7:30 AM
City Hall Conference Room
Meeting held in person

IN ATTENDANCE: Commissioners Struss, Christ and Zoch

ALSO IN ATTENDANCE: Public Works/Utilities Director York, Finance Director Hoye, Assistant Finance Director Zarling, Electric Superintendent Heide

ABSENT: Commissioner Werre

Commissioner Christ called the meeting to order at 7:30 AM.

Commissioner Christ called for Public Discussion and Comments. No individuals were present for public comment at the meeting.

A motion was made by Mr. Struss, seconded by Mr. Zoch and carried to approve the June 16, 2026 minutes.

Finance Director Hoye along with Ryan Engelstad from BerganKDV gave a brief overview of the 2025 Annual Audit.

Assistant Finance Director Zarling presented the financial and capital expense report and production stats for June 2026. Discussion with no action taken.

Assistant Finance Director Zarling presented the record of disbursements for June 2026. Discussion was held. A motion was made by Mr. Struss, seconded by Mr. Zoch and carried to approve the June 2026 record of disbursements.

In new business, Electric Superintendent Heide asked for the approval of PO 15941 to Wesco to purchase 2 Federal Pacific PSE-11 High voltage switches for the CIP project to bury Lake Ave distribution. A motion was made by Mr. Struss seconded by Mr. Zoch and carried to approve the purchase of PO 15941 from the lowest bid from Wesco. Electric Superintendent Heide also asked for approval to purchase 2 – 3 phase pad mount transformers. A motion was made to accept the lowest bid from Mr. Struss. Seconded by Mr. Christ and carried to approve the purchase.

Electric Superintendent gave an update on his department. The locates that need to be made for all of the projects in town have slowed down a bit, but still keeps them busy. FES is underway and moving along smoothly. The WIP station will be starting next week.

It was moved by Mr. Zoch, seconded by Mr. Struss, and approved to adjourn the meeting at 8:43 AM.

_____

Perry Struss, Secretary

Fairmont Public Utilities Commission
August 18, 2026

Agenda Item: 5

From: Julie Zarling, Assistant Finance Director
To: Public Utilities Commission

Subject: Financial Report & Production Stats: July 2026

Policy/Action Requested:
Vote Required: ____ Simple Majority _____ Roll Call

Recommendation: Informational

Overview:

Financial Reports, Stats, and the Capital Expenditure Summary for July 2026 are included for review.

Budget Impact: N/A

Attachments: July Financial Report, Capital Expenditures Summary, & Production Statistics

****

PUC Action: _____ Date: _____

FAIRMONT PUBLIC UTILITIES COMMISSION

INCOME STATEMENT SUMMARY: 2026 & 2025

	2026				2025			
WATER DEPARTMENT	**JUL**	**YTD**	**BUDGET**	**% BUDGET**	**JUL**	**YTD**	**BUDGET**	**% BUDGET**
WATER DEPT REVENUE	$1,105,814.49	$4,947,980.34	$6,981,528.00	70.87%	$629,952.87	$4,122,390.40	$6,673,491.00	61.77%
WATER FILTRATION PLANT EXPENSE	$165,661.68	$916,254.54	$1,811,086.00	50.59%	$140,606.32	$923,097.61	$1,791,990.00	51.51%
WATER DISTRIB EXPENSE	$77,229.80	$387,094.87	$871,436.00	44.42%	$56,801.19	$463,143.01	$909,008.00	50.95%
WATER ADMIN EXPENSE	$21,537.38	$144,452.01	$274,081.00	52.70%	$13,926.20	$137,234.40	$240,357.00	57.10%
WATER MISC EXPENSE	$381,997.38	$1,182,974.32	$1,694,793.00	69.80%	$312,399.04	$1,107,285.57	$1,595,268.00	69.41%
TRANSFER OUT TO OTHER FUNDS	$18,095.39	$126,667.73	$217,145.00	58.33%	$17,178.89	$120,252.23	$206,147.00	58.33%
TOTAL WATER DEPT EXPENSE	$664,521.63	$2,757,443.47	$4,868,541.00	56.64%	$540,911.64	$2,751,012.82	$4,742,770.00	58.00%
WATER DEPT NET INCOME (LOSS)	$441,292.86	$2,190,536.87	$2,112,987.00	103.67%	$89,041.23	$1,371,377.58	$1,930,721.00	71.03%

	2026				2025			
WASTEWATER DEPARTMENT	**JUL**	**YTD**	**BUDGET**	**% BUDGET**	**JUL**	**YTD**	**BUDGET**	**% BUDGET**
WASTEWATER DEPT REVENUE	$712,569.05	$5,205,977.90	$7,545,356.00	69.00%	$507,479.05	$2,677,969.74	$3,597,816.00	74.43%
WASTEWATER TREATMENT PLANT EXPENSE	$146,037.62	$835,054.12	$1,475,259.00	56.60%	$136,508.98	$819,452.52	$1,328,668.00	61.67%
WASTEWATER COLLECTION EXPENSE	$51,732.81	$310,290.57	$526,906.00	58.89%	$22,133.89	$215,636.37	$538,347.00	40.06%
WASTEWATER ADMIN EXPENSE	$14,016.23	$95,002.23	$179,580.00	52.90%	$57,347.33	$166,145.73	$155,466.00	106.87%
WASTEWATER MISC EXPENSE	$442,686.14	$936,740.56	$1,609,040.00	58.22%	$75,156.66	$526,089.85	$840,750.00	62.57%
TRANSFER OUT TO OTHER FUNDS	$10,214.90	$71,504.30	$122,579.00	58.33%	$9,948.73	$69,641.11	$119,385.00	58.33%
TOTAL WASTEWATER DEPT EXPENSE	$664,687.70	$2,248,591.78	$3,913,364.00	57.46%	$301,095.59	$1,796,965.58	$2,982,616.00	60.25%
WASTEWATER DEPT NET INCOME (LOSS)	$47,881.35	$2,957,386.12	$3,631,992.00	81.43%	$206,383.46	$881,004.16	$615,200.00	143.21%

	2026				2025			
ELECTRIC DEPARTMENT	**JUL**	**YTD**	**BUDGET**	**% BUDGET**	**JUL**	**YTD**	**BUDGET**	**% BUDGET**
ELECTRIC DEPT REVENUE	$1,716,759.90	$10,032,506.39	$17,249,464.00	58.16%	$1,755,414.37	$10,023,400.31	$17,429,298.00	57.51%
PURCHASE POWER EXPENSE	$1,239,558.97	$6,921,002.42	$11,114,203.00	62.27%	$1,289,711.64	$7,175,066.24	$12,236,276.00	58.64%
ELECTRIC DISTRIB EXPENSE	$203,177.58	$1,116,323.26	$2,058,958.00	54.22%	$180,209.26	$1,179,920.76	$1,968,505.00	59.94%
ELECTRIC ADMIN EXPENSE	$81,354.94	$466,567.44	$877,723.00	53.16%	$57,950.80	$476,568.60	$806,358.00	59.10%
ELECTRIC DEPT MISC EXPENSE	$34,838.67	$283,865.15	$602,659.00	47.10%	$36,364.43	$317,861.97	$605,709.00	52.48%
TRANSFER OUT TO OTHER FUNDS	$50,023.04	$350,161.28	$600,276.00	58.33%	$51,205.71	$358,440.01	$614,468.00	58.33%
TOTAL ELECTRIC DEPT EXPENSE	$1,608,953.20	$9,137,919.55	$15,253,819.00	59.91%	$1,615,441.84	$9,507,857.58	$16,231,316.00	58.58%
ELECTRIC DEPT NET INCOME (LOSS)	$107,806.70	$894,586.84	$1,995,645.00	44.83%	$139,972.53	$515,542.73	$1,197,982.00	43.03%

FAIRMONT PUBLIC UTILITIES COMMISSION

CAPITAL EXPENDITURE SUMMARY

2026

Water Department

Project Name	Project Cost/ Approved Budget	Change Orders	Adjusted Contract	Total Spent	Current/Future Commitments	Estimated Total Project Spent
Raw Water Lake Wall Replacement	$ 400,000.00		$ 400,000.00	$ 22,169.00		$ 22,169.00
Hydro Vac Unit	$ 700,000.00		$ 700,000.00	$ 633,281.77		$ 633,281.77
Lime Press Upgrades	$ 85,000.00		$ 85,000.00	$ 31,716.52		$ 31,716.52
Lead Service Line Project (2025-Grant Funded)	$ -		$ -	$ 621,545.57		$ 621,545.57
Totals	**$ 1,185,000.00**	**$ -**	**$ 1,185,000.00**	**$ 1,308,712.86**	**$ -**	**$ 1,308,712.86**

Wastewater Department

Project Name	Project Cost/ Approved Budget	Change Orders	Adjusted Contract	Total Spent	Current/Future Commitments	Estimated Total Project Spent
UV/Solids handling upgrade project (CIP 2024)	$ 33,745,515.00		$ 33,745,515.00	$ 28,235,066.68		$ 28,235,066.68
Lift Station rehab/repair/monitoring	$ 150,000.00		$ 150,000.00	$ 175,825.53		$ 175,825.53
West Areation Basin Repairs	$ 85,000.00		$ 85,000.00			$ -
Head Works Improvements	$ 100,000.00		$ 100,000.00	$ 41,885.81		$ 41,885.81
Totals	**$ 34,080,515.00**	**$ -**	**$ 34,080,515.00**	**$ 28,452,778.02**	**$ -**	**$ 28,452,778.02**

Electric Department

Project Name	Project Cost/ Approved Budget	Change Orders	Adjusted Contract	Total Spent	Current/Future Commitments	Estimated Total Project Spent
New Transformers	$ 230,000.00		$ 230,000.00	$ 161,575.00	$ 20,035.00	$ 181,610.00
Underground Conductors	$ 160,000.00		$ 160,000.00	$ 8,263.12		$ 8,263.12
Replace High Voltage Switches	$ 280,000.00		$ 280,000.00	$ -	$ 153,448.02	$ 153,448.02
10th Street SUB Modifications/Breakers (CIP 2024)	$ 4,088,500.00		$ 4,088,500.00	$ 3,882,476.50	$ 433,849.56	$ 4,316,326.06
FES Sub Transformer Replace/Switchgear (CIP 2024)	$ 6,248,950.00		$ 6,248,950.00	$ 2,205,304.87	$ 1,951,808.21	$ 4,157,113.08
West Industrial Park Substation (Substation) (CIP 2024)	$ 8,404,600.00		$ 8,404,600.00	$ 898,167.27	$ 798,730.25	$ 1,696,897.52
Downtown Lighting/Bollard/sign Replacement	$ 235,000.00		$ 235,000.00	$ -		$ -
Replace Bucket Truck	$ 390,000.00		$ 390,000.00	$ -	$ 396,461.00	$ 396,461.00
Bury Lake Ave Distribution	$ 165,000.00		$ 165,000.00	$ 67,060.00	$ -	$ 67,060.00
Replace/Re-purpose Truck #223	$ 57,000.00		$ 57,000.00	$ -	$ 48,790.00	$ 48,790.00
GIS Training/Consulting/Workstations	$ 50,000.00		$ 50,000.00	$ 19,499.40		$ 19,499.40
Replace SCADA System	$ 650,000.00		$ 650,000.00	$ 49,969.80		$ 49,969.80
69kv breaker/DC/East Chain Sub	$ 120,000.00		$ 120,000.00	$ -		$ -
Street Improvement Projects	$ 20,000.00		$ 20,000.00	$ -		$ -
Replace Street Light Poles Blue Earth Avenue	$ 368,000.00		$ 368,000.00	$ -		$ -
Replace Printer	$ 6,500.00		$ 6,500.00	$ 6,744.35		$ 6,744.35
Replace Locate Van	$ 57,000.00		$ 57,000.00	$ 62,010.12		$ 62,010.12
Hospital Switchgear Upgrade	$ 130,000.00		$ 130,000.00	$ -		$ -
Replace Fork Lift	$ 42,000.00		$ 42,000.00	$ 37,516.81		$ 37,516.81
Repair and Clean Buss at FES Sub	$ 20,000.00		$ 20,000.00	$ 29,759.00		$ 29,759.00
Replace Vacuum Excavator	$ 83,000.00		$ 83,000.00	$ 53,320.37		$ 53,320.37
Replace Core Drill	$ 7,000.00		$ 7,000.00	$ 4,629.37		$ 4,629.37
Install Backup Generator at Line Department	$ 17,000.00		$ 17,000.00	$ -		$ -
Totals	**$ 21,829,550.00**	**$ -**	**$ 21,829,550.00**	**$ 7,486,295.98**	**$ 3,803,122.04**	**$ 11,289,418.02**

FAIRMONT PUBLIC UTILITIES

ELECTRIC DEPT STATISTICAL COMPARISON - JULY

ACCOUNT #	DESCRIPTION	JUL KWH 2026	JUL KWH 2025	JUL REVENUE 2026	JUL REVENUE 2025
604-37400-37411	Residential Light Sales	3,221,708	3,453,999	$423,663.26	$452,003.24
604-37400-37412	Residential Heat Sales	886,008	916,623	$112,735.86	$116,423.74
604-37400-37413	Commercial Service Sales	1,823,020	1,862,058	$233,483.06	$238,183.44
604-37400-37414	Seasonal Commercial Heat Sales	49,583	51,513	$6,078.02	$6,245.56
604-37400-37415	General Service Sales	1,573,287	1,538,467	$178,558.91	$176,806.97
604-37400-37416	Industrial Sales	4,558,656	4,919,596	$498,467.58	$541,643.25
604-37400-37417	All Electric Sales	739,222	732,655	$78,544.40	$78,373.73
604-37400-37418	Rural Electric Sales	300,710	300,943	$39,762.03	$39,882.77
604-37400-37420	Filter Plant Power	135,036	102,804	$11,491.56	$8,748.62
604-37400-37421	WW Treatment Plant Power	119,726	124,092	$10,188.68	$10,560.23
604-37400-37423	Municipal Street Lighting	32,201	31,420	$2,943.17	$2,871.79
604-37400-37422	EV Charging Stations	337	452	$104.54	$244.04
604-37400-37426	Security & Street Lighting	2,973	2,897	$899.48	$905.44
604-37400-37419	Energy Cost Adjustment	0	0	$87,461.12	$30,921.16
	TOTAL SALES	**13,442,467**	**14,037,519**	**$1,684,381.67**	**$ 1,703,813.98**

ELECTRIC PURCHASES	2026	2025
TIE LINE - SMMPA 69 KV (BILLED)	**15,254,627**	**14,980,315**
TIE LINE - WAPA 69 KV (BILLED)	**246,000**	**246,000**
TOTAL PURCHASES (69 KV)	**15,500,627**	**15,226,315**

SALES TO PURCHASES DIFFERENCIAL	**2,058,160**	**1,188,796**	**86.72%**	**92.19%**

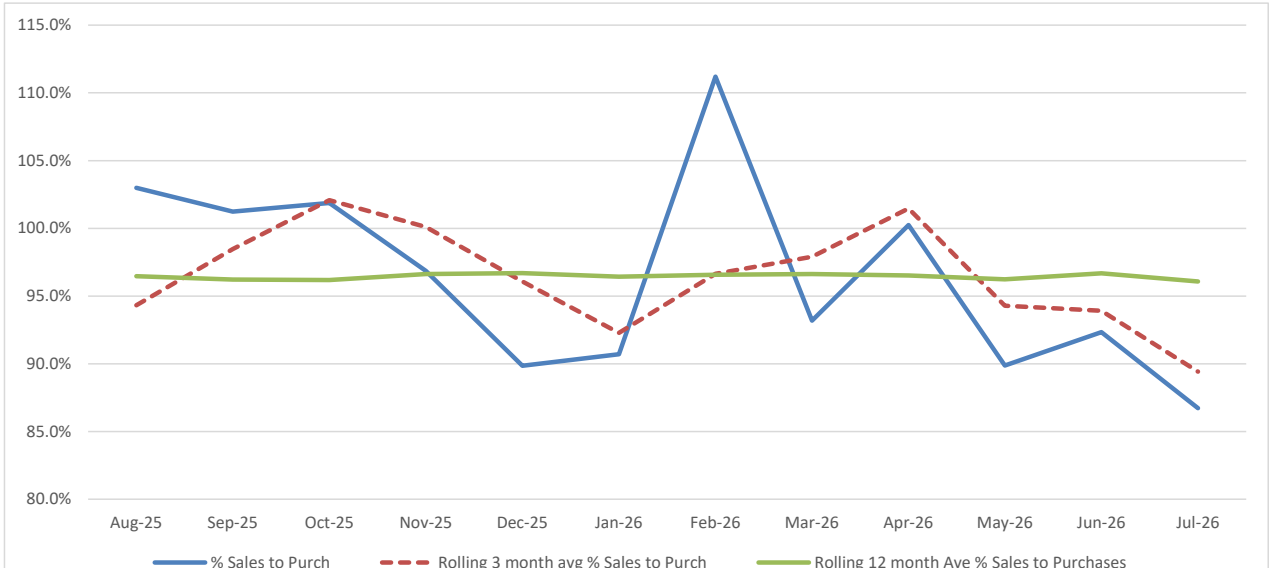

City of Fairmont
Demand Ratchet Costs - 2026

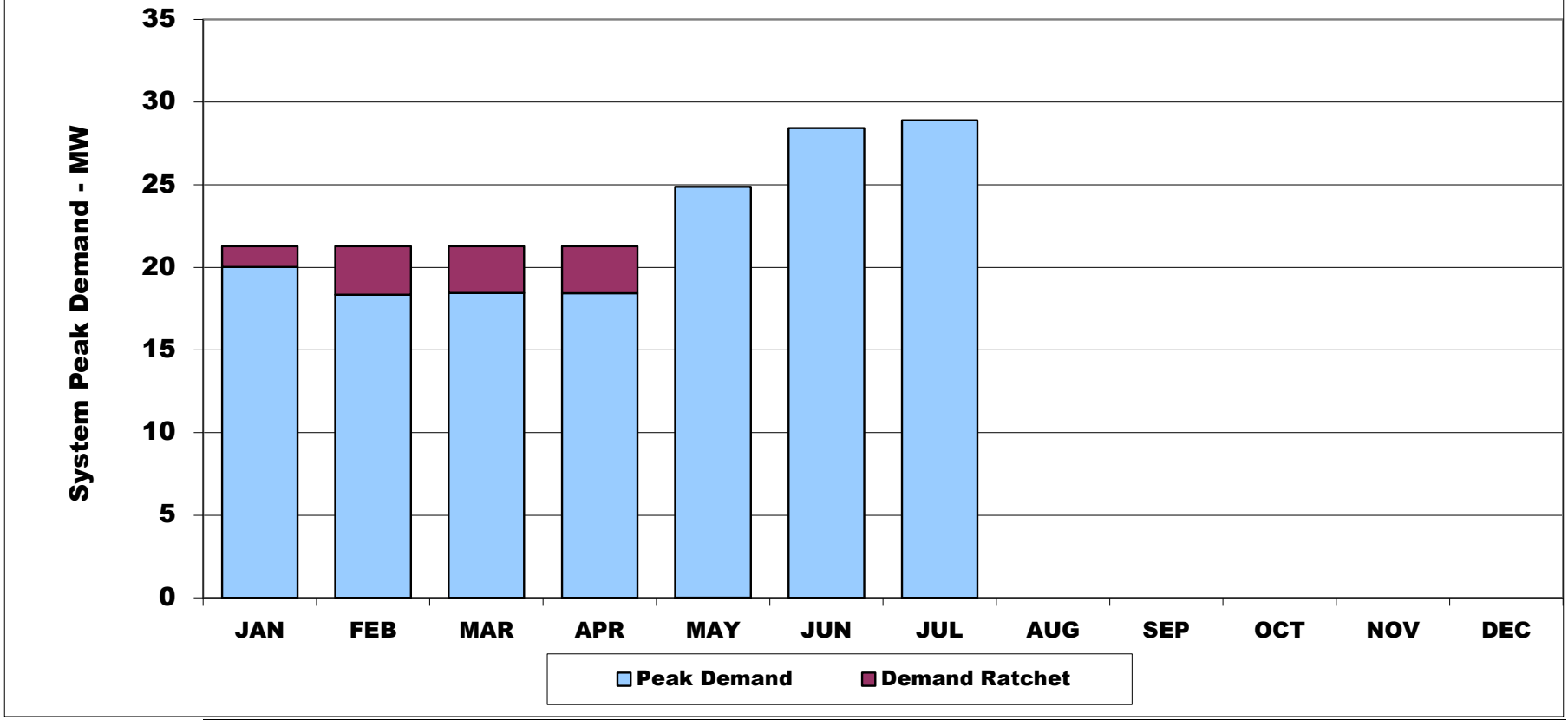

	JAN	FEB	MAR	APR	MAY	JUN	JUL	AUG	SEP	OCT	NOV	DEC
PEAK DEMAND	20,025	18,346	18,456	18,439	24,870	28,422	28,893					
RATCHET DEMAND	21,274	21,274	21,274	21,274	21,274							
DIFFERENCE	1,249	2,928	2,818	2,835	-3,596					0	0	0
RATCHET COST	$13,677	$28,607	$27,532	$27,698	$0					$0	$0	$0

TOTAL RATCHET COSTS $97,514

JAN - MAY: RATCHET BASED ON SYSTEM PEAK OF 28,749 SET ON JULY 22, 2025
JUN - SEP: ANNUAL PEAK MEASUREMENT PERIOD.
OCT-DEC: RATCHET BASED ON SYSTEM PEAK SET SUMMER OF 2026 - TBD
Ratchet is 74% of peak demand.

FAIRMONT PUBLIC UTILITIES - COMPARISON OF PURCHASE POWER TO SALES

FOR YEAR 2026

	SMMPA									WAPA									
	ACTUAL DEMAND	BILLED DEMAND	KWH	DEMAND $$	ENERGY $$	ECA $$	WHEELING	TOTAL BILL	AVERAGE COST/KWH	BILLED DEMAND	KWH	TOTAL BILL	AVERAGE COST/KWH	TOTAL KWH PURCHASED	TOTAL PURCHASED POWER COST	2026 AVE COST KWH	TOTAL KWH SOLD TO CUSTOMERS	TOTAL REVENUE	2026 AVE REV KWH SOLD
JAN	20,025	21,274	11,823,795	$304,814.64	$652,171.65	$80,010.14	$0.00	$1,036,996.43	$0.08770	784	286,000	$10,521.60	$0.03679	12,109,795	$1,047,518.03	$0.08650	10,983,292	$1,330,184.98	$0.12111
FEB	18,346	21,274	10,104,207	$270,223.38	$500,455.87	$236,475.90	$0.00	$1,007,155.15	$0.09968	785	287,000	$10,546.20	$0.03675	10,391,207	$1,017,701.35	$0.09794	11,554,603	$1,586,387.95	$0.13729
MAR	18,456	21,274	10,393,531	$270,597.38	$515,238.41	$51,440.52	$0.00	$837,276.31	$0.08056	782	342,000	$11,493.20	$0.03361	10,735,531	$848,769.51	$0.07906	10,003,305	$1,254,490.75	$0.12541
APR	18,439	21,274	9,810,761	$270,539.58	$489,811.12	$77,795.58	$0.00	$838,146.28	$0.08543	774	358,000	$11,718.80	$0.03273	10,168,761	$849,865.08	$0.08358	10,193,491	$1,318,503.69	$0.12935
MAY	24,870	24,870	10,743,535	$327,537.90	$528,644.91	($42,353.06)	$0.00	$813,829.75	$0.07575	569	252,000	$8,418.20	$0.03341	10,995,535	$822,247.95	$0.07478	9,881,632	$1,189,448.00	$0.12037
JUN	28,422	28,422	12,446,241	$374,317.74	$624,331.78	$18,790.44	$0.00	$1,017,439.96	$0.08175	578	232,000	$8,129.20	$0.03504	12,678,241	$1,025,569.16	$0.08089	11,705,648	$1,428,403.74	$0.12203
JUL	28,893	28,893	15,254,627	$380,520.81	$763,980.18	$76,133.66	$0.00	$1,220,634.65	$0.08002	578	246,000	$8,375.60	$0.03405	15,500,627	$1,229,010.25	$0.07929	13,442,467	$1,684,381.67	$0.12530
AUG							$0.00	$0.00	#DIV/0!				#DIV/0!	0	$0.00	#DIV/0!			#DIV/0!
SEP							$0.00	$0.00	#DIV/0!				#DIV/0!	0	$0.00	#DIV/0!			#DIV/0!
OCT							$0.00	$0.00	#DIV/0!				#DIV/0!	0	$0.00	#DIV/0!			#DIV/0!
NOV							$0.00	$0.00	#DIV/0!				#DIV/0!	0	$0.00	#DIV/0!			#DIV/0!
DEC							$0.00	$0.00	#DIV/0!				#DIV/0!	0	$0.00	#DIV/0!			#DIV/0!
TOT			80,576,697	$2,198,551.43	$4,074,633.92	$498,293.18	$0.00	$6,771,478.53	$0.08404	4,850	2,003,000	$69,202.80	$0.03455	82,579,697	$6,840,681.33	$0.08284	77,764,438	$9,791,800.78	$0.1259
																		AVE KWH COST	$0.0828
																		KWH SOLD	$0.0880
																		KWH MARGIN	$0.0380

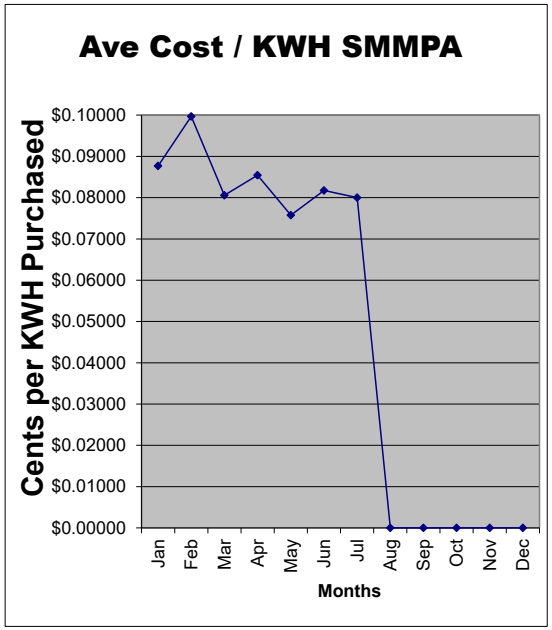

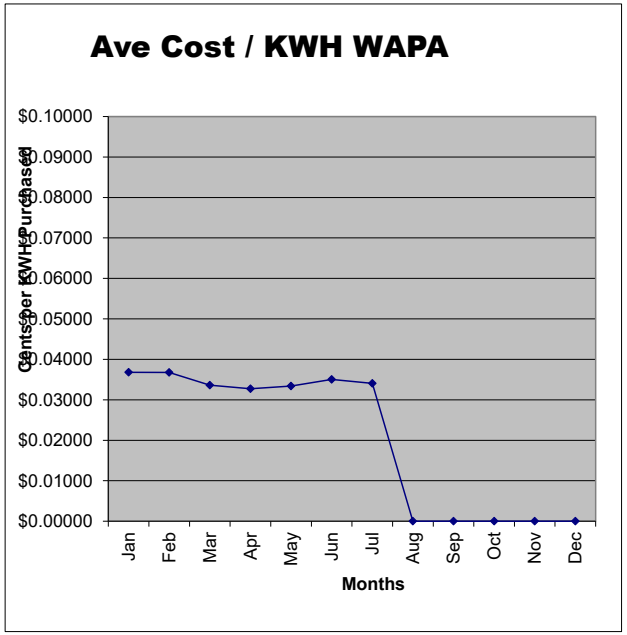

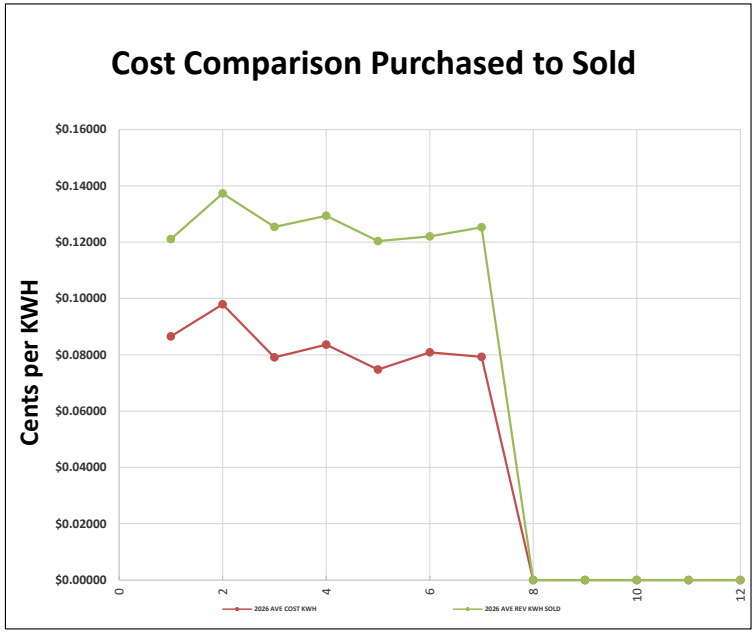

PUBLIC UTILITIES COMMISSION WATER DEPARTMENT STATISTICS FOR 2026

	JAN	FEB	MAR	APR	MAY	JUN	JUL	AUG	SEP	OCT	NOV	DEC
RAW WATER	43,288,450	41,037,760	44,988,270	44,996,280	49,514,470	48,788,180	51,028,710					
ACCOUNTED LOSS	27,769	52,642	189,555	80,905	67,895	132,766	65,853					
FINISHED WATER	42,860,970	40,639,670	44,161,280	44,150,430	48,513,080	48,088,160	50,296,190					
TOTAL PLANT LOSS	**399,711**	**345,448**	**637,435**	**764,945**	**933,495**	**567,254**	**666,667**	**0**	**0**	**0**	**0**	**0**
RESIDENTIAL SALES	12,894,960	12,335,181	10,428,155	12,525,023	12,630,724	13,435,132	14,259,805					
COMMERCIAL SALES	7,597,832	8,967,893	7,747,425	8,482,555	9,229,612	10,663,480	11,386,482					
INDUSTRIAL SALES	17,867,893	17,211,729	16,881,862	18,634,571	18,125,702	18,800,198	19,116,640					
TOTAL WATER SALES	**38,360,685**	**38,514,803**	**35,057,442**	**39,642,149**	**39,986,038**	**42,898,810**	**44,762,927**	**0**	**0**	**0**	**0**	**0**
ACCOUNTED LOSS	430,260	322,000	138,600	342,000	566,320	225,545	523,757					
UNACCOUNTED LOSS	4,070,025	1,802,867	8,965,238	4,166,281	7,960,722	4,963,805	5,009,506	0	0	0	0	0
% OF NET FINISHED WATER	9.50%	4.44%	20.30%	9.44%	16.41%	10.32%	9.96%	#DIV/0!	#DIV/0!	#DIV/0!	#DIV/0!	#DIV/0!
PEAK DAY VOL	1,595,300	1,574,100	1,891,500	1,701,900	1,793,900	1,821,300	1,853,900					
PEAK DATE	01/24/26	02/07/26	03/25/26	04/19/26	05/15/26	06/27/26	07/28/26					
AVERAGE DAY VOL	1,382,600	1,451,400	1,424,600	1,471,700	1,564,900	1,602,900	1,622,500					
RESIDENTIAL SALES $$	$295,429.77	$291,396.05	$276,796.36	$290,758.52	$293,031.68	$300,306.34	$307,729.85					
COMMERCIAL SALES $$	$105,658.53	$117,747.59	$106,905.20	$113,567.31	$120,082.68	$132,799.19	$139,477.34					
INDUSTRIAL SALES $$	$134,070.64	$128,807.29	$126,161.30	$140,220.46	$136,138.62	$132,077.37	$144,087.32					
TOTAL SALES $$$	**$535,158.94**	**$537,950.93**	**$509,862.86**	**$544,546.29**	**$549,252.98**	**$565,182.90**	**$591,294.51**	**$0.00**	**$0.00**	**$0.00**	**$0.00**	**$0.00**

WATER DEPARTMENT TOTALS YEAR TO DATE

	2026	2025	
RAW WATER	323,642,120	302,247,160	GAL
ACCOUNTED PLANT LOSS	617,385	0	
FINISHED WATER	318,709,780	298,639,900	GAL
TOTAL PLANT LOSS	4,314,955	3,607,260	
RESIDENTIAL SALES	88,508,980	89,857,078	GAL
COMMERCIAL SALES	64,075,279	62,109,319	GAL
INDUSTRIAL SALES	126,638,595	104,849,046	GAL
TOTAL WATER SALES	279,222,854	256,815,443	GAL
ACCOUNTED LOSSES	2,548,482	4,184,600	GAL
UNACCOUNTED LOSSES	36,938,444	37,639,857	GAL
% OF NET FINISHED WATER	11.59%	12.60%	
YTD RESIDENTIAL SALES $$	$2,055,448.57	$2,068,034.92	
YTD COMMERCIAL SALES $$	$836,237.84	$816,597.42	
YTD INDUSTRIAL SALES $$	$941,563.00	$776,252.18	
YTD WATER SALES TOTAL $$	$3,833,249.41	$3,660,884.52	
REVENUE PER GALLON SOLD	$0.013728	$0.014255	
GROWTH RATE OF REV/GAL SOLD	0.96306	1.05328	

PUBLIC UTILITIES COMMISSION WASTEWATER DEPARTMENT STATISTICS FOR THE YEAR 2026

	JAN	FEB	MAR	APR	MAY	JUN	JUL	AUG	SEP	OCT	NOV	DEC
TOTAL FLOW	39,010,000	36,200,000	45,710,000	47,860,000	49,180,000	42,470,000	46,240,000					
DAILY FLOW	1,260,000	1,290,000	1,470,000	1,600,000	1,590,000	1,420,000	46,240,000					
MAXIMUM FLOW	1,390,000	1,440,000	1,890,000	1,880,000	2,160,000	1,780,000	2,650,000					
MINIMUM FLOW	1,190,000	1,200,000	1,240,000	1,410,000	1,350,000	1,120,000	1,140,000					
I & I % OF TOTAL FLOW	26.18%	18.75%	42.12%	38.87%	38.07%	19.00%	20.66%					
INFLUENT AVERAGE:												
LBS / DAY BOD	3,714	3,565	3,470	4,720	4,510	3,151	3,651					
LBS / DAY TSS	3,235	3,577	5,443	6,691	4,474	3,209	3,696					
EFFLUENT BOD:												
AVERAGE BOD	2.4	2.3	2.6	2.3	4.0	4.7	4.6					
MAXIMUM BOD	3.7	3.6	4.0	2.0	6.8	6.7	14.4					
MINIMUM BOD	2.0	2.0	2.0	2.9	2.0	1.7	2.0					
EFFLUENT TSS:												
AVERAGE TSS	8	8	7	4	5	5	8					
MAXIMUM TSS	13	13	15	9	9	12	14					
MINIMUM TSS	3	2	3	2	2	2	3					
# OF DAYS OVER PERMIT LIMITS	0	0	0	0	0	0	0					
ELECTRIC USE - KWH	118,208	121,306	102,980	113,774	114,102	115,684	119,726					
ELECTRIC USE - COST	$10,059.50	$12,407.30	$9,225.16	$10,572.68	$9,232.68	$10,066.36	$10,974.20					
REVENUE:												
RESIDENTIAL	$130,949.82	$129,353.59	$123,907.44	$129,394.68	$130,172.90	$122,007.94	$123,107.95					
COMMERCIAL	$45,868.80	$44,453.01	$42,692.91	$59,262.77	$49,407.15	$56,325.33	$51,119.03					
INDUSTRIAL	$35,870.34	$41,660.43	$44,509.87	$43,336.27	$46,326.47	$58,841.50	$50,373.91					
TOTAL REVENUE	**$212,688.96**	**$215,467.03**	**$211,110.22**	**$231,993.72**	**$225,906.52**	**$237,174.77**	**$224,600.89**	**$0.00**	**$0.00**	**$0.00**	**$0.00**	**$0.00**

BOD = Biodegradable Oxygen Demand

TSS= Total Suspended Solids

WASTEWATER DEPARTMENT TOTALS YEAR TO DATE

	YEAR 2026	YEAR 2025
TOTAL FLOW TO PLANT, GALLONS	306,670,000	373,230,000
I & I % OF TOTAL FLOW	29.09%	37.90%
DAYS EXCEEDING PERMIT LIMITS	0	0
TOTAL ELECTRIC - KWH	805,780	846,044
TOTAL ELECTRIC - COST	$72,537.88	$ 73,954.87
TOTAL RESIDENTIAL REVENUE	$888,894.32	$835,811.46
TOTAL COMMERCIAL REVENUE	$349,129.00	$299,846.35
TOTAL INDUSTRIAL REVENUE	$320,918.79	$419,321.27
TOTAL REVENUE	**$1,558,942.11**	**$1,554,979.08**

Fairmont Public Utilities Commission
August 18, 2026

Agenda Item: 6

From: Julie Zarling, Assistant Finance Director
To: Public Utilities Commission

Subject: Record of Disbursements- July 2026

Policy/Action Requested:
Vote Required: __X__ Simple Majority _____ Roll Call

Recommendation: Approval

Overview:

Approval is requested for the Commissioners' Record of Disbursements for July 2026

Budget Impact:

Attachments: PUC Check Listing for July 2026

****

PUC Action: _____ Date: _____

AP
PUC CHECKS

User: juliezar
Printed: 8/14/2026 1:59:57 PM

Last Name	Acct 1	Amount	Check Date	Check Num	Description
A1 Concrete Grinding & Mudjacking Shriver, Loren	602-49450-31200	2,525.00	8/3/2026	173808	pour a 16x15 and a small load fee
A1 Concrete Grinding & Mudjacking Shriver, Loren		2,525.00			
Abel Pumps, LP	601-49400-40400	966.36	8/11/2026	173927	membrane rod, radial shaft, seal for housing cover
Abel Pumps, LP		966.36			
Advanced Engineering & Environmental Services, LLC	601-49400-31200	313.00	8/11/2026	173928	professional services 5/30-6/26/26 I&C system services
Advanced Engineering & Environmental Services, LLC		313.00			
Amazon Capital Services	602-49490-20120	1.54	7/22/2026	173752	Office Supplies City Hall
Amazon Capital Services	602-49450-20120	24.27	7/17/2026	173670	Hanging File Frame WW
Amazon Capital Services	601-49440-20120	2.73	7/22/2026	173752	Office Supplies City Hall
Amazon Capital Services	604-49590-20120	7.53	7/22/2026	173752	Office Supplies City Hall
Amazon Capital Services		36.07			
American Welding & Gas, Inc.	601-49430-40400	107.61	8/11/2026	173929	cylinder rental
American Welding & Gas, Inc.		107.61			
Aqua-Pure Inc.	601-00000-14206	3,685.00	7/16/2026	173594	40% liquid ammonium sulfate 5500 lbs
Aqua-Pure Inc.		3,685.00			
AT&T Mobility	604-49570-32100	45.50	8/11/2026	173930	507-230-0784-July
AT&T Mobility	604-49570-32100	45.46	7/16/2026	173595	507-230-0784-June
AT&T Mobility	601-49400-32100	45.50	8/11/2026	173930	507-230-3644-July
AT&T Mobility	601-49400-32100	45.46	7/16/2026	173595	507-230-3644-June

Last Name	Acct 1	Amount	Check Date	Check Num	Description
AT&T Mobility		181.92			
Aukes Anthony	602-49470-43900	284.95	8/11/2026	173931	safety boots reimbursement
Aukes Anthony		284.95			
Badger Tiah	604-00000-20200	0.62	7/1/2026	173407	Refund Check 019674-000, 408 Webster St
Badger Tiah	601-00000-20200	1.82	7/1/2026	173407	Refund Check 019674-000, 408 Webster St
Badger Tiah	602-00000-20200	0.64	7/1/2026	173407	Refund Check 019674-000, 408 Webster St
Badger Tiah	604-00000-20200	0.11	7/1/2026	173407	Refund Check 019674-000, 408 Webster St
Badger Tiah	602-00000-20200	1.21	7/1/2026	173407	Refund Check 019674-000, 408 Webster St
Badger Tiah	602-00000-20200	2.31	7/1/2026	173407	Refund Check 019674-000, 408 Webster St
Badger Tiah	601-00000-20200	0.62	7/1/2026	173407	Refund Check 019674-000, 408 Webster St
Badger Tiah	601-00000-20200	3.62	7/1/2026	173407	Refund Check 019674-000, 408 Webster St
Badger Tiah	604-00000-20200	7.83	7/1/2026	173407	Refund Check 019674-000, 408 Webster St
Badger Tiah		18.78			
Bergankdv	604-49590-31200	3,866.67	7/17/2026	173637	Final Billing for 2025 Financial Statements & Fed Awards Audit
Bergankdv	601-49440-31200	1,398.74	7/17/2026	173637	Final Billing for 2025 Financial Statements & Fed Awards Audit
Bergankdv	602-49490-31200	789.59	7/17/2026	173637	Final Billing for 2025 Financial Statements & Fed Awards Audit
Bergankdv		6,055.00			
Bettin Trucking, Inc. Michael	601-49430-40200	1,700.13	8/3/2026	173809	tickets 33231 & 23232 falkstone
Bettin Trucking, Inc. Michael		1,700.13			
Bevcomm Inc	601-49430-40200	1,335.11	7/10/2026	173525	550VA 300W Line-Interactive UPS, 120V Online UPS Water Dept
Bevcomm Inc		1,335.11			
Bock Randall	601-49440-32100	38.41	7/2/2026	0	July 2026 Cell Phone Reimbursement
Bock Randall		38.41			
Boekett Building Supply	602-49470-40200	92.99	7/16/2026	173596	rebar, wire ties, rebar tool, 2x6's, screws
Boekett Building Supply	601-49430-43900	49.36	7/16/2026	173596	foam boards
Boekett Building Supply	602-49470-40200	32.53	7/16/2026	173596	rebar chair, expansion joint
Boekett Building Supply		174.88			

Last Name	Acct 1	Amount	Check Date	Check Num	Description
Boltjes, Inc.	601-00000-16500	11,250.00	7/17/2026	173639	Fence Installation
Boltjes, Inc.		11,250.00			
Bolton & Menk, Inc.	601-00000-16500	38,246.50	7/31/2026	173776	2025 LSL Replacement 05/23 to 07/03/2026
Bolton & Menk, Inc.	601-00000-16500	653.50	7/2/2026	173430	Ground Storage Reservoir Construction Services 05/09 to 06/05/26
Bolton & Menk, Inc.	602-00000-16500	33,738.25	7/2/2026	173430	UV & Biosolids Construction Services 05/09 to 06/05/2026
Bolton & Menk, Inc.		72,638.25			
Bomgaars Supply	602-49450-43900	77.60	8/3/2026	173810	varnish brushes, nozzles
Bomgaars Supply	602-49470-40200	60.46	8/3/2026	173810	float, edger, masonry, chalk line
Bomgaars Supply	604-49570-43900	32.94	8/3/2026	173810	D batteries
Bomgaars Supply	602-49450-43900	94.22	8/3/2026	173810	paint supplies
Bomgaars Supply	601-49430-40200	58.96	8/3/2026	173810	pruners, saw, lopper
Bomgaars Supply	601-49430-43900	69.98	8/3/2026	173810	rake and scoop
Bomgaars Supply	601-49430-40200	17.94	8/3/2026	173810	2 cycle oil
Bomgaars Supply	601-49400-43900	33.99	7/22/2026	173710	Sledge Hammer Water Dept
Bomgaars Supply	602-49450-43900	33.97	8/3/2026	173810	gloves and cleaner
Bomgaars Supply	602-49470-43900	24.99	8/3/2026	173810	fan
Bomgaars Supply		505.05			
Border States Elec Supply	604-49570-22300	989.79	8/3/2026	173811	fluke clamp meter
Border States Elec Supply	602-49470-40400	71.44	8/3/2026	173811	pvc
Border States Elec Supply		1,061.23			
Carquest Auto Parts Stores	604-49570-40400	210.57	7/17/2026	173640	June 11, 2026 (3) Quick Disconnect Electric Dept
Carquest Auto Parts Stores		210.57			
Cemstone	602-49470-40200	384.50	8/3/2026	173812	1365 Oak Beach Dr load
Cemstone		384.50			
Cintas Corporation	601-49400-31200	16.06	8/11/2026	173932	Water Plant disinfectant
Cintas Corporation	602-49450-31200	50.09	8/11/2026	173932	Wastewater Plant medicine cabinet restock
Cintas Corporation	604-49570-43760	3,029.80	8/11/2026	173932	1120 Marcus St Laundering Services
Cintas Corporation		3,095.95			
Clifford Bill	604-49595-43995	15.00	7/16/2026	173597	residential dehumidifier rebate

Last Name	Acct 1	Amount	Check Date	Check Num	Description
Clifford Bill		15.00			
Cohen Linda	602-00000-20200	30.33	7/1/2026	173408	Refund Check 016446-002, 941 Budd Street
Cohen Linda	604-00000-20200	4.77	7/1/2026	173408	Refund Check 016446-002, 941 Budd Street
Cohen Linda	602-00000-20200	11.91	7/1/2026	173408	Refund Check 016446-002, 941 Budd Street
Cohen Linda	604-00000-20200	98.98	7/1/2026	173408	Refund Check 016446-002, 941 Budd Street
Cohen Linda	601-00000-20200	35.79	7/1/2026	173408	Refund Check 016446-002, 941 Budd Street
Cohen Linda	601-00000-20200	32.66	7/1/2026	173408	Refund Check 016446-002, 941 Budd Street
Cohen Linda	601-00000-20200	6.13	7/1/2026	173408	Refund Check 016446-002, 941 Budd Street
Cohen Linda	602-00000-20200	6.36	7/1/2026	173408	Refund Check 016446-002, 941 Budd Street
Cohen Linda	604-00000-20200	7.91	7/1/2026	173408	Refund Check 016446-002, 941 Budd Street
Cohen Linda		234.84			
Cole Papers	602-49450-43900	482.89	7/16/2026	173598	nitrile gloves, towel roll
Cole Papers	602-49450-43900	101.57	8/3/2026	173813	duster cleaner
Cole Papers		584.46			
Colonial Life	601-00000-21812	0.33	7/1/2026	173382	PR Batch 00001.07.2026 Colonial GroupSpecifiedDisease
Colonial Life	602-00000-21812	77.49	7/29/2026	173763	PR Batch 00003.07.2026 Colonial Disability
Colonial Life	604-00000-21812	57.55	7/15/2026	173589	PR Batch 00002.07.2026 Colonial Cancer
Colonial Life	602-00000-21812	17.03	7/29/2026	173763	PR Batch 00003.07.2026 Colonial Cancer
Colonial Life	602-00000-21812	78.30	7/1/2026	173382	PR Batch 00001.07.2026 Colonial Life Insurance
Colonial Life	601-00000-21812	30.02	7/1/2026	173382	PR Batch 00001.07.2026 Colonial Group Accident
Colonial Life	602-00000-21812	17.02	7/15/2026	173589	PR Batch 00002.07.2026 Colonial Cancer
Colonial Life	601-00000-21812	149.51	7/29/2026	173763	PR Batch 00003.07.2026 Colonial Life Insurance
Colonial Life	601-00000-21812	31.23	7/29/2026	173763	PR Batch 00003.07.2026 Colonial Group Accident
Colonial Life	602-00000-21812	20.69	7/29/2026	173763	PR Batch 00003.07.2026 Colonial Group Accident
Colonial Life	601-00000-21812	2.78	7/29/2026	173763	PR Batch 00003.07.2026 Colonial Cancer
Colonial Life	604-00000-21812	85.24	7/15/2026	173589	PR Batch 00002.07.2026 Colonial Group Accident
Colonial Life	604-00000-21812	204.10	7/15/2026	173589	PR Batch 00002.07.2026 Colonial Life Insurance
Colonial Life	602-00000-21812	80.42	7/15/2026	173589	PR Batch 00002.07.2026 Colonial Life Insurance
Colonial Life	602-00000-21812	21.50	7/15/2026	173589	PR Batch 00002.07.2026 Colonial Group Accident
Colonial Life	604-00000-21812	194.21	7/1/2026	173382	PR Batch 00001.07.2026 Colonial Life Insurance
Colonial Life	601-00000-21812	2.77	7/1/2026	173382	PR Batch 00001.07.2026 Colonial Cancer
Colonial Life	604-00000-21812	16.31	7/1/2026	173382	PR Batch 00001.07.2026 Colonial GroupSpecifiedDisease
Colonial Life	604-00000-21812	177.47	7/1/2026	173382	PR Batch 00001.07.2026 Colonial Disability
Colonial Life	602-00000-21812	19.04	7/1/2026	173382	PR Batch 00001.07.2026 Colonial Group Accident
Colonial Life	601-00000-21812	147.39	7/1/2026	173382	PR Batch 00001.07.2026 Colonial Life Insurance
Colonial Life	602-00000-21812	14.62	7/1/2026	173382	PR Batch 00001.07.2026 Colonial GroupSpecifiedDisease
Colonial Life	604-00000-21812	177.57	7/15/2026	173589	PR Batch 00002.07.2026 Colonial Disability

Last Name	Acct 1	Amount	Check Date	Check Num	Description
Colonial Life	602-00000-21812	80.42	7/29/2026	173763	PR Batch 00003.07.2026 Colonial Life Insurance
Colonial Life	604-00000-21812	80.01	7/29/2026	173763	PR Batch 00003.07.2026 Colonial Group Accident
Colonial Life	602-00000-21812	14.61	7/15/2026	173589	PR Batch 00002.07.2026 Colonial GroupSpecifiedDisease
Colonial Life	601-00000-21812	40.58	7/15/2026	173589	PR Batch 00002.07.2026 Colonial Disability
Colonial Life	602-00000-21812	14.41	7/29/2026	173763	PR Batch 00003.07.2026 Colonial GroupSpecifiedDisease
Colonial Life	602-00000-21812	100.74	7/15/2026	173589	PR Batch 00002.07.2026 Colonial Disability
Colonial Life	604-00000-21812	204.09	7/29/2026	173763	PR Batch 00003.07.2026 Colonial Life Insurance
Colonial Life	604-00000-21812	57.54	7/1/2026	173382	PR Batch 00001.07.2026 Colonial Cancer
Colonial Life	604-00000-21812	57.53	7/29/2026	173763	PR Batch 00003.07.2026 Colonial Cancer
Colonial Life	602-00000-21812	100.71	7/1/2026	173382	PR Batch 00001.07.2026 Colonial Disability
Colonial Life	604-00000-21812	157.66	7/29/2026	173763	PR Batch 00003.07.2026 Colonial Disability
Colonial Life	604-00000-21812	73.96	7/1/2026	173382	PR Batch 00001.07.2026 Colonial Group Accident
Colonial Life	601-00000-21812	149.51	7/15/2026	173589	PR Batch 00002.07.2026 Colonial Life Insurance
Colonial Life	602-00000-21812	17.01	7/1/2026	173382	PR Batch 00001.07.2026 Colonial Cancer
Colonial Life	601-00000-21812	32.44	7/15/2026	173589	PR Batch 00002.07.2026 Colonial Group Accident
Colonial Life	601-00000-21812	2.78	7/15/2026	173589	PR Batch 00002.07.2026 Colonial Cancer
Colonial Life	601-00000-21812	40.57	7/1/2026	173382	PR Batch 00001.07.2026 Colonial Disability
Colonial Life	604-00000-21812	14.89	7/29/2026	173763	PR Batch 00003.07.2026 Colonial GroupSpecifiedDisease
Colonial Life	601-00000-21812	35.97	7/29/2026	173763	PR Batch 00003.07.2026 Colonial Disability
Colonial Life	601-00000-21812	0.33	7/15/2026	173589	PR Batch 00002.07.2026 Colonial GroupSpecifiedDisease
Colonial Life	604-00000-21812	16.31	7/15/2026	173589	PR Batch 00002.07.2026 Colonial GroupSpecifiedDisease
Colonial Life		2,914.66			
Core & Main LP	601-49430-40200	559.66	8/3/2026	173814	flow rate meter testing and fire hydrant flushing diffuser
Core & Main LP		559.66			
Cornerstone Clinic	604-49570-30500	204.00	7/16/2026	173599	pre-employment screenings-JN
Cornerstone Clinic		204.00			
Cress Refrigeration	601-49400-40400	2,041.43	7/16/2026	173600	HVAC repair at raw water building
Cress Refrigeration	602-49450-31200	135.00	8/3/2026	173815	WTP main off AC unit work
Cress Refrigeration	602-49450-31200	154.62	8/3/2026	173815	WTP main off AC unit work
Cress Refrigeration	601-49400-40400	1,059.38	7/16/2026	173600	check on 3 dehumidifiers for water plant
Cress Refrigeration	601-49400-40400	751.72	7/16/2026	173600	repaired two dehumidifiers at WTP
Cress Refrigeration		4,142.15			
Cross Point Backflow	601-49430-31200	2,122.40	7/16/2026	173601	annual testing and cert of back flow assembly

Last Name	Acct 1	Amount	Check Date	Check Num	Description
Cross Point Backflow		2,122.40			
Culligan Water of Fairmont	602-49450-40400	802.50	8/11/2026	173933	WWTP maintenance, filters, and service call
Culligan Water of Fairmont		802.50			
Cutting Edge Fitness	604-49595-43902	425.00	7/16/2026	173602	commercial AC rebate
Cutting Edge Fitness	604-49595-43903	50.00	7/16/2026	173602	commercial furnace rebate
Cutting Edge Fitness		475.00			
Dan's Appliance, Inc.	601-49400-43900	184.98	8/11/2026	173934	washer and dryer back up-cone
Dan's Appliance, Inc.		184.98			
Davide Ethan	601-00000-20200	21.12	7/1/2026	173409	Refund Check 019570-000, 416 E 4th St W Apt
Davide Ethan	604-00000-20200	0.63	7/1/2026	173409	Refund Check 019570-000, 416 E 4th St W Apt
Davide Ethan	601-00000-20200	41.97	7/1/2026	173409	Refund Check 019570-000, 416 E 4th St W Apt
Davide Ethan	602-00000-20200	0.24	7/1/2026	173409	Refund Check 019570-000, 416 E 4th St W Apt
Davide Ethan	601-00000-20200	0.24	7/1/2026	173409	Refund Check 019570-000, 416 E 4th St W Apt
Davide Ethan	604-00000-20200	1.67	7/1/2026	173409	Refund Check 019570-000, 416 E 4th St W Apt
Davide Ethan	602-00000-20200	26.87	7/1/2026	173409	Refund Check 019570-000, 416 E 4th St W Apt
Davide Ethan	602-00000-20200	0.47	7/1/2026	173409	Refund Check 019570-000, 416 E 4th St W Apt
Davide Ethan	604-00000-20200	21.01	7/1/2026	173409	Refund Check 019570-000, 416 E 4th St W Apt
Davide Ethan		114.22			
Day Plumbing Heating & Cooling, Inc.	601-49400-31200	345.00	8/3/2026	173816	WTP ductless system not working
Day Plumbing Heating & Cooling, Inc.		345.00			
DeBoer Evy	602-00000-20200	1.36	7/1/2026	173410	Refund Check 010678-000, 1550 Charles St
DeBoer Evy	602-00000-20200	2.55	7/1/2026	173410	Refund Check 010678-000, 1550 Charles St
DeBoer Evy	604-00000-20200	13.93	7/1/2026	173410	Refund Check 010678-000, 1550 Charles St
DeBoer Evy	604-00000-20200	22.54	7/1/2026	173410	Refund Check 010678-000, 1550 Charles St
DeBoer Evy	601-00000-20200	7.93	7/1/2026	173410	Refund Check 010678-000, 1550 Charles St
DeBoer Evy	601-00000-20200	8.76	7/1/2026	173410	Refund Check 010678-000, 1550 Charles St
DeBoer Evy	601-00000-20200	1.31	7/1/2026	173410	Refund Check 010678-000, 1550 Charles St
DeBoer Evy	604-00000-20200	1.78	7/1/2026	173410	Refund Check 010678-000, 1550 Charles St
DeBoer Evy	602-00000-20200	7.25	7/1/2026	173410	Refund Check 010678-000, 1550 Charles St

Last Name	Acct 1	Amount	Check Date	Check Num	Description
DeBoer Evy		67.41			
Detert Griffin	604-00000-20200	83.46	7/1/2026	173411	Refund Check 017801-001, 218 1/2 S Grant St #4
Detert Griffin	601-00000-20200	1.24	7/1/2026	173411	Refund Check 017801-001, 218 1/2 S Grant St #4
Detert Griffin	604-00000-20200	0.76	7/1/2026	173411	Refund Check 017801-001, 218 1/2 S Grant St #4
Detert Griffin	604-00000-20200	6.66	7/1/2026	173411	Refund Check 017801-001, 218 1/2 S Grant St #4
Detert Griffin	602-00000-20200	1.24	7/1/2026	173411	Refund Check 017801-001, 218 1/2 S Grant St #4
Detert Griffin	602-00000-20200	2.41	7/1/2026	173411	Refund Check 017801-001, 218 1/2 S Grant St #4
Detert Griffin		95.77			
DGR Engineering	604-00000-16300	1,767.50	8/3/2026	173817	services through 6/30/26 - CIP - SCADA system
DGR Engineering	604-00000-16500	3,421.70	8/3/2026	173817	services through 6/30/26 - CIP - FES sub
DGR Engineering	604-00000-16500	6,792.50	8/3/2026	173817	services through 6/30/26 - CIP - FES sub
DGR Engineering	604-00000-16500	9,153.68	8/3/2026	173817	services through 6/30/26 - CIP - 10th St sub
DGR Engineering	604-00000-16300	6,376.50	8/3/2026	173817	services through 6/30/26 - CIP - SCADA system
DGR Engineering	604-00000-16500	14,265.88	8/3/2026	173817	services through 6/30/26 - CIP - WIP sub
DGR Engineering	604-00000-16500	1,831.00	8/3/2026	173817	services through 6/30/26 - CIP - WIP sub
DGR Engineering		43,608.76			
Ditch Witch Of Minnesota, Inc.	604-49570-22300	367.92	8/3/2026	173818	con dent 201183 QTY:4
Ditch Witch Of Minnesota, Inc.		367.92			
Eastham Bonnie	604-49595-43985	25.00	7/16/2026	173603	residential refrigerator rebate
Eastham Bonnie	604-49595-43988	25.00	7/16/2026	173603	residential dishwasher rebate
Eastham Bonnie		50.00			
EFTPS	601-00000-21803	2,787.76	7/15/2026	0	PR Batch 00002.07.2026 FICA Employee Portion
EFTPS	602-00000-21809	395.47	7/29/2026	0	PR Batch 00003.07.2026 Medicare Employer Portion
EFTPS	601-00000-21803	2,627.15	7/29/2026	0	PR Batch 00003.07.2026 FICA Employee Portion
EFTPS	601-00000-21803	2,627.15	7/29/2026	0	PR Batch 00003.07.2026 FICA Employer Portion
EFTPS	604-00000-21803	3,402.49	7/1/2026	0	PR Batch 00001.07.2026 FICA Employee Portion
EFTPS	604-00000-21803	3,279.50	7/15/2026	0	PR Batch 00002.07.2026 FICA Employer Portion
EFTPS	604-00000-21803	3,332.22	7/29/2026	0	PR Batch 00003.07.2026 FICA Employee Portion
EFTPS	601-00000-21809	651.93	7/15/2026	0	PR Batch 00002.07.2026 Medicare Employer Portion
EFTPS	601-00000-21809	614.41	7/29/2026	0	PR Batch 00003.07.2026 Medicare Employer Portion
EFTPS	604-00000-21801	5,105.48	7/15/2026	0	PR Batch 00002.07.2026 Federal Income Tax
EFTPS	604-00000-21809	795.75	7/1/2026	0	PR Batch 00001.07.2026 Medicare Employee Portion
EFTPS	602-00000-21803	1,690.96	7/29/2026	0	PR Batch 00003.07.2026 FICA Employer Portion

Last Name	Acct 1	Amount	Check Date	Check Num	Description
EFTPS	602-00000-21809	426.88	7/1/2026	0	PR Batch 00001.07.2026 Medicare Employee Portion
EFTPS	602-00000-21803	1,848.20	7/15/2026	0	PR Batch 00002.07.2026 FICA Employer Portion
EFTPS	602-00000-21803	1,825.35	7/1/2026	0	PR Batch 00001.07.2026 FICA Employer Portion
EFTPS	601-00000-21803	2,787.76	7/15/2026	0	PR Batch 00002.07.2026 FICA Employer Portion
EFTPS	602-00000-21801	2,473.94	7/15/2026	0	PR Batch 00002.07.2026 Federal Income Tax
EFTPS	601-00000-21803	2,853.93	7/1/2026	0	PR Batch 00001.07.2026 FICA Employer Portion
EFTPS	601-00000-21809	614.41	7/29/2026	0	PR Batch 00003.07.2026 Medicare Employee Portion
EFTPS	604-00000-21801	5,221.12	7/29/2026	0	PR Batch 00003.07.2026 Federal Income Tax
EFTPS	604-00000-21809	766.98	7/15/2026	0	PR Batch 00002.07.2026 Medicare Employee Portion
EFTPS	604-00000-21801	5,608.14	7/1/2026	0	PR Batch 00001.07.2026 Federal Income Tax
EFTPS	604-00000-21803	3,279.50	7/15/2026	0	PR Batch 00002.07.2026 FICA Employee Portion
EFTPS	604-00000-21803	3,332.22	7/29/2026	0	PR Batch 00003.07.2026 FICA Employer Portion
EFTPS	601-00000-21801	4,600.89	7/1/2026	0	PR Batch 00001.07.2026 Federal Income Tax
EFTPS	602-00000-21809	432.25	7/15/2026	0	PR Batch 00002.07.2026 Medicare Employee Portion
EFTPS	601-00000-21809	667.45	7/1/2026	0	PR Batch 00001.07.2026 Medicare Employee Portion
EFTPS	602-00000-21801	2,075.73	7/29/2026	0	PR Batch 00003.07.2026 Federal Income Tax
EFTPS	604-00000-21809	779.30	7/29/2026	0	PR Batch 00003.07.2026 Medicare Employer Portion
EFTPS	601-00000-21801	4,369.52	7/15/2026	0	PR Batch 00002.07.2026 Federal Income Tax
EFTPS	602-00000-21803	1,848.20	7/15/2026	0	PR Batch 00002.07.2026 FICA Employee Portion
EFTPS	602-00000-21803	1,825.35	7/1/2026	0	PR Batch 00001.07.2026 FICA Employee Portion
EFTPS	602-00000-21801	2,487.79	7/1/2026	0	PR Batch 00001.07.2026 Federal Income Tax
EFTPS	601-00000-21803	2,853.93	7/1/2026	0	PR Batch 00001.07.2026 FICA Employee Portion
EFTPS	604-00000-21809	795.75	7/1/2026	0	PR Batch 00001.07.2026 Medicare Employer Portion
EFTPS	604-00000-21809	766.98	7/15/2026	0	PR Batch 00002.07.2026 Medicare Employer Portion
EFTPS	602-00000-21803	1,690.96	7/29/2026	0	PR Batch 00003.07.2026 FICA Employee Portion
EFTPS	602-00000-21809	426.88	7/1/2026	0	PR Batch 00001.07.2026 Medicare Employer Portion
EFTPS	602-00000-21809	395.47	7/29/2026	0	PR Batch 00003.07.2026 Medicare Employee Portion
EFTPS	604-00000-21809	779.30	7/29/2026	0	PR Batch 00003.07.2026 Medicare Employee Portion
EFTPS	601-00000-21809	667.45	7/1/2026	0	PR Batch 00001.07.2026 Medicare Employer Portion
EFTPS	601-00000-21801	3,763.23	7/29/2026	0	PR Batch 00003.07.2026 Federal Income Tax
EFTPS	601-00000-21809	651.93	7/15/2026	0	PR Batch 00002.07.2026 Medicare Employee Portion
EFTPS	604-00000-21803	3,402.49	7/1/2026	0	PR Batch 00001.07.2026 FICA Employer Portion
EFTPS	602-00000-21809	432.25	7/15/2026	0	PR Batch 00002.07.2026 Medicare Employer Portion
EFTPS		94,061.80			
Elan Financial Services	602-49470-40200	149.99	7/10/2026	0	Boots-Waste Water
Elan Financial Services	601-49400-33100	556.80	7/10/2026	0	United Airlines to Denver Powers $450 to be reimbursed
Elan Financial Services	604-49570-40400	59.05	7/10/2026	0	(4) Felt Filters Electric Dept
Elan Financial Services	602-49450-40400	1,185.79	7/10/2026	0	5 Gal Pail of Paratherm HE Waste Water
Elan Financial Services	602-49450-33100	406.85	7/10/2026	0	MN Wastewater Operators A
Elan Financial Services	601-49430-43900	32.36	7/10/2026	0	Paint Brushes
Elan Financial Services	601-49430-40200	15.30	7/10/2026	0	Premium Gasoline

Last Name	Acct 1	Amount	Check Date	Check Num	Description
Elan Financial Services	604-49570-40300	538.30	7/10/2026	0	4 Gallon Water Supply Kit W/ Switch Tank
Elan Financial Services	601-00000-16500	1,200.00	7/10/2026	0	Water Permit Fmt Raw Water Retaining Wall 2026-2006
Elan Financial Services		4,144.44			
Environmental Resource Associates	602-49450-31400	426.20	7/16/2026	173604	simple nutrients, solids concentrate, demand
Environmental Resource Associates		426.20			
Fairmont Ford	604-49570-40500	52.30	7/16/2026	173605	#227 clips
Fairmont Ford		52.30			
Fairmont Sentinel	604-00000-16500	156.60	7/31/2026	173784	WIP Substation Bids
Fairmont Sentinel		156.60			
Fastenal Company	601-49400-40400	173.91	8/11/2026	173935	sawsall blades
Fastenal Company		173.91			
Federated Rural Electric Association	602-49470-38100	105.68	8/11/2026	173936	utility usage-July
Federated Rural Electric Association	602-49470-38100	105.68	7/16/2026	173606	utility usage-June
Federated Rural Electric Association		211.36			
Fleet & Farm Supply	602-49450-43900	32.97	8/11/2026	173937	brush and handle
Fleet & Farm Supply	602-49450-43900	37.17	8/11/2026	173937	grinder blades and acetone
Fleet & Farm Supply	604-49570-40100	34.36	8/11/2026	173937	air filters
Fleet & Farm Supply	601-49430-40200	98.96	8/11/2026	173937	hydrant paint
Fleet & Farm Supply	601-49400-43900	63.97	8/11/2026	173937	wire wheels
Fleet & Farm Supply	601-49400-43900	13.29	8/11/2026	173937	nuts and bolts
Fleet & Farm Supply	604-49570-22300	131.96	8/11/2026	173937	mixed fuel
Fleet & Farm Supply		412.68			
Flexible Pipe Tools & Equipment	602-49470-40500	200.70	8/3/2026	173819	grrove skid
Flexible Pipe Tools & Equipment	602-49470-40200	1,035.00	7/16/2026	173607	wireless headset
Flexible Pipe Tools & Equipment	602-49470-40200	37.35	8/11/2026	173938	915Mhz Whip Antenna
Flexible Pipe Tools & Equipment		1,273.05			
Frontier Communications	604-49570-32100	43.34	7/16/2026	173608	507-235-6081-July

Last Name	Acct 1	Amount	Check Date	Check Num	Description
Frontier Communications	604-49570-32100	99.99	7/16/2026	173608	507-238-1928-July
Frontier Communications		143.33			
Further	604-00000-21811	840.31	7/1/2026	0	PR Batch 00001.07.2026 Health Savings Account
Further	604-00000-21811	840.32	7/15/2026	0	PR Batch 00002.07.2026 Health Savings Account
Further	601-00000-21811	908.84	7/29/2026	0	PR Batch 00003.07.2026 Health Savings Account
Further	601-00000-21811	908.85	7/15/2026	0	PR Batch 00002.07.2026 Health Savings Account
Further	602-00000-21811	856.10	7/1/2026	0	PR Batch 00001.07.2026 Health Savings Account
Further	602-00000-21811	856.10	7/15/2026	0	PR Batch 00002.07.2026 Health Savings Account
Further	604-00000-21811	840.33	7/29/2026	0	PR Batch 00003.07.2026 Health Savings Account
Further	602-00000-21811	731.11	7/29/2026	0	PR Batch 00003.07.2026 Health Savings Account
Further	601-00000-21811	908.85	7/1/2026	0	PR Batch 00001.07.2026 Health Savings Account
Further		7,690.81			
Gopher State One Call, Inc.	602-49470-31200	197.35	8/11/2026	173939	Locating Expense-July
Gopher State One Call, Inc.	601-49430-31200	197.36	8/11/2026	173939	Locating Expense-July
Gopher State One Call, Inc.	604-49570-31200	203.34	8/11/2026	173939	Locating Expense-July
Gopher State One Call, Inc.		598.05			
Grainger	601-49400-43900	416.65	8/3/2026	173820	floor squeegee, filter, hand towels, floor machine pads
Grainger	601-49400-40400	437.32	8/11/2026	173940	utility pump, brake part cleaner, floor squeegee
Grainger		853.97			
Graymont (WI) LLC	601-49400-21620	8,473.76	8/11/2026	173941	high calcium quicklime
Graymont (WI) LLC		8,473.76			
Grezek Jeramy J	601-00000-20200	48.42	7/1/2026	173412	Refund Check 015673-002, 1600 S Prairie Ave
Grezek Jeramy J	601-00000-20200	11.69	7/1/2026	173412	Refund Check 015673-002, 1600 S Prairie Ave
Grezek Jeramy J	601-00000-20200	50.77	7/1/2026	173412	Refund Check 015673-002, 1600 S Prairie Ave
Grezek Jeramy J	602-00000-20200	12.10	7/1/2026	173412	Refund Check 015673-002, 1600 S Prairie Ave
Grezek Jeramy J	604-00000-20200	0.35	7/1/2026	173412	Refund Check 015673-002, 1600 S Prairie Ave
Grezek Jeramy J	602-00000-20200	43.35	7/1/2026	173412	Refund Check 015673-002, 1600 S Prairie Ave
Grezek Jeramy J	602-00000-20200	22.69	7/1/2026	173412	Refund Check 015673-002, 1600 S Prairie Ave
Grezek Jeramy J	604-00000-20200	3.74	7/1/2026	173412	Refund Check 015673-002, 1600 S Prairie Ave
Grezek Jeramy J	604-00000-20200	48.89	7/1/2026	173412	Refund Check 015673-002, 1600 S Prairie Ave
Grezek Jeramy J		242.00			

Last Name	Acct 1	Amount	Check Date	Check Num	Description
Guardian	604-00000-21812	87.46	7/29/2026	0	PR Batch 00003.07.2026 Long Term Disability
Guardian	604-00000-21812	105.64	7/15/2026	0	PR Batch 00002.07.2026 Long Term Disability
Guardian	604-00000-21812	90.25	7/1/2026	0	PR Batch 00001.07.2026 Long Term Disability
Guardian	601-00000-21812	46.66	7/15/2026	0	PR Batch 00002.07.2026 Long Term Disability
Guardian	602-00000-21812	45.94	7/29/2026	0	PR Batch 00003.07.2026 Long Term Disability
Guardian	602-00000-21812	45.35	7/1/2026	0	PR Batch 00001.07.2026 Long Term Disability
Guardian	601-00000-21812	41.93	7/1/2026	0	PR Batch 00001.07.2026 Long Term Disability
Guardian	602-00000-21812	48.61	7/15/2026	0	PR Batch 00002.07.2026 Long Term Disability
Guardian	601-00000-21812	42.46	7/29/2026	0	PR Batch 00003.07.2026 Long Term Disability
Guardian		554.30			
Hawkins, Inc.	601-49400-40400	538.19	8/11/2026	173942	neoprene pump tube
Hawkins, Inc.	602-49450-21620	10,457.99	7/16/2026	173609	ferric chloride 38% solution
Hawkins, Inc.		10,996.18			
Heide Miles	604-49570-20120	15.80	8/11/2026	173943	postage reimbursement
Heide Miles		15.80			
Hooper Corporation	604-00000-16500	132,479.50	7/10/2026	173545	FES Substation Construction 04/26 to 05/30/2026
Hooper Corporation		132,479.50			
IBEW, Local Union 949	604-00000-21807	895.94	7/1/2026	173384	PR Batch 00001.07.2026 Union Dues
IBEW, Local Union 949	601-00000-21807	845.68	7/1/2026	173384	PR Batch 00001.07.2026 Union Dues
IBEW, Local Union 949	602-00000-21807	571.81	7/1/2026	173384	PR Batch 00001.07.2026 Union Dues
IBEW, Local Union 949		2,313.43			
ICON, LLC	604-00000-16500	39,163.75	7/10/2026	173547	WIP Substation Site Grading 05/16 to 06/26/26
ICON, LLC		39,163.75			
Impact Proven Solutions	604-49590-31200	2,425.76	8/11/2026	173944	Monthly Utility Billing-July
Impact Proven Solutions	601-49440-31200	877.50	8/11/2026	173944	Monthly Utility Billing-July
Impact Proven Solutions	602-49490-31200	495.35	8/11/2026	173944	Monthly Utility Billing-July
Impact Proven Solutions		3,798.61			
InSource Software Solutions	601-49400-31200	17,787.80	8/11/2026	173945	software maintenance renewal

Last Name	Acct 1	Amount	Check Date	Check Num	Description
InSource Software Solutions		17,787.80			
Interstate All Battery Center #9129	604-49570-40400	126.95	7/16/2026	173610	12V battery
Interstate All Battery Center #9129	604-49570-43900	336.41	7/16/2026	173610	D, AA, AAA, Alk A23 batteries
Interstate All Battery Center #9129		463.36			
J. H. Larson	602-49470-40400	32.07	8/11/2026	173946	conduit, straps, elbows
J. H. Larson	604-49570-40100	39.28	8/11/2026	173946	FES sub garage door matierals
J. H. Larson	602-49450-40400	83.12	8/11/2026	173946	ground rods and clamps
J. H. Larson	604-49570-43900	13.22	8/11/2026	173946	cable supports
J. H. Larson	604-49570-22300	33.72	8/11/2026	173946	threaded bridle rings
J. H. Larson	604-49570-22300	24.77	8/11/2026	173946	bushings, locknuts, conduit
J. H. Larson	602-49470-40200	38.16	8/11/2026	173946	bolt on circuit breaker
J. H. Larson	604-49570-22300	44.37	8/11/2026	173946	conduit materials
J. H. Larson	604-49570-40100	22.22	8/11/2026	173946	FES sub garage door matierals
J. H. Larson	604-49570-40100	168.71	8/11/2026	173946	warehouse fan
J. H. Larson	602-49470-40400	73.87	8/11/2026	173946	sump pump panel materials
J. H. Larson		573.51			
Jorgensen John/Lori	604-49595-43981	206.00	7/16/2026	173611	residential AC motor
Jorgensen John/Lori	604-49595-43990	50.00	7/16/2026	173611	residential furnace motor
Jorgensen John/Lori		256.00			
JT Services of Minnesota	604-00000-14207	894.62	8/11/2026	173947	e-loc couplings
JT Services of Minnesota	604-49570-22300	1,197.60	7/16/2026	173612	red marking paint
JT Services of Minnesota	604-49570-22300	598.80	7/16/2026	173612	red marking paint
JT Services of Minnesota		2,691.02			
Kamakian Jacob	602-00000-20200	22.00	7/10/2026	173522	Refund Check 020193-000, 514 N Dewey St
Kamakian Jacob	601-00000-20200	20.00	7/10/2026	173522	Refund Check 020193-000, 514 N Dewey St
Kamakian Jacob	604-00000-20200	158.00	7/10/2026	173522	Refund Check 020193-000, 514 N Dewey St
Kamakian Jacob		200.00			
Kleese Samantha	602-00000-20200	13.35	7/1/2026	173413	Refund Check 019716-000, 218 1/2 S Grant St #5
Kleese Samantha	602-00000-20200	7.11	7/1/2026	173413	Refund Check 019716-000, 218 1/2 S Grant St #5
Kleese Samantha	604-00000-20200	0.79	7/1/2026	173413	Refund Check 019716-000, 218 1/2 S Grant St #5
Kleese Samantha	601-00000-20200	6.88	7/1/2026	173413	Refund Check 019716-000, 218 1/2 S Grant St #5

Last Name	Acct 1	Amount	Check Date	Check Num	Description
Kleese Samantha	604-00000-20200	80.73	7/1/2026	173413	Refund Check 019716-000, 218 1/2 S Grant St #5
Kleese Samantha	604-00000-20200	6.42	7/1/2026	173413	Refund Check 019716-000, 218 1/2 S Grant St #5
Kleese Samantha		115.28			
L & M Boiler Systems, Inc	602-49450-31200	1,813.08	7/16/2026	173613	annual service
L & M Boiler Systems, Inc		1,813.08			
Luedtke Brad/Tammy	604-49595-43995	15.00	7/16/2026	173614	residential dehumidifier rebate
Luedtke Brad/Tammy	604-49595-43984	25.00	7/16/2026	173614	residential room AC rebate
Luedtke Brad/Tammy		40.00			
Lunn Karla	604-49595-43995	15.00	7/16/2026	173615	residential dehumidifier rebate
Lunn Karla		15.00			
Mack/Cade Jepson Alexandra	604-00000-20200	22.19	7/1/2026	173414	Refund Check 019708-000, 817 S Prairie Ave
Mack/Cade Jepson Alexandra	602-00000-20200	1.39	7/1/2026	173414	Refund Check 019708-000, 817 S Prairie Ave
Mack/Cade Jepson Alexandra	601-00000-20200	10.74	7/1/2026	173414	Refund Check 019708-000, 817 S Prairie Ave
Mack/Cade Jepson Alexandra	602-00000-20200	14.91	7/1/2026	173414	Refund Check 019708-000, 817 S Prairie Ave
Mack/Cade Jepson Alexandra	604-00000-20200	1.77	7/1/2026	173414	Refund Check 019708-000, 817 S Prairie Ave
Mack/Cade Jepson Alexandra	601-00000-20200	21.33	7/1/2026	173414	Refund Check 019708-000, 817 S Prairie Ave
Mack/Cade Jepson Alexandra	604-00000-20200	0.62	7/1/2026	173414	Refund Check 019708-000, 817 S Prairie Ave
Mack/Cade Jepson Alexandra	601-00000-20200	1.34	7/1/2026	173414	Refund Check 019708-000, 817 S Prairie Ave
Mack/Cade Jepson Alexandra	602-00000-20200	2.60	7/1/2026	173414	Refund Check 019708-000, 817 S Prairie Ave
Mack/Cade Jepson Alexandra		76.89			
Madsen Benjamin	604-49595-43982	320.00	7/16/2026	173616	residential mini-split rebate
Madsen Benjamin		320.00			
Marco Technologies, LLC	601-49440-20120	95.07	7/22/2026	173728	Contract Base Rate 07/22 to 08/21/2026. Usage 04/22 to 07/21/26
Marco Technologies, LLC	601-49440-20120	14.41	7/2/2026	173447	Contract Base Rate 06/22 to 07/21/2026 City Hall
Marco Technologies, LLC	602-49490-20120	13.33	7/22/2026	173728	Contract Base Rate 07/02 to 08/01/26. Usage 06/02 to 07/01/26
Marco Technologies, LLC	602-49490-20120	53.69	7/22/2026	173728	Contract Base Rate 07/22 to 08/21/2026. Usage 04/22 to 07/21/26
Marco Technologies, LLC	601-49440-20220	34.02	7/22/2026	173728	Contract Base Rate 07/14 to 08/13/26 Various Printers
Marco Technologies, LLC	604-49590-20120	39.89	7/2/2026	173447	Contract Base Rate 06/22 to 07/21/2026 City Hall
Marco Technologies, LLC	604-49590-20220	34.02	7/10/2026	173553	Contract Base Rate 06/14 to 07/13/2026 Various Loc Printers
Marco Technologies, LLC	604-49590-20120	65.30	7/22/2026	173728	Contract Base Rate 07/02 to 08/01/26. Usage 06/02 to 07/01/26
Marco Technologies, LLC	604-49590-20220	34.02	7/22/2026	173728	Contract Base Rate 07/14 to 08/13/26 Various Printers

Last Name	Acct 1	Amount	Check Date	Check Num	Description
Marco Technologies, LLC	601-49440-20120	23.62	7/22/2026	173728	Contract Base Rate 07/02 to 08/01/26. Usage 06/02 to 07/01/26
Marco Technologies, LLC	601-49440-20220	34.02	7/10/2026	173553	Contract Base Rate 06/14 to 07/13/2026 Various Loc Printers
Marco Technologies, LLC	602-49490-20120	8.14	7/2/2026	173447	Contract Base Rate 06/22 to 07/21/2026 City Hall
Marco Technologies, LLC	604-49590-20120	262.80	7/22/2026	173728	Contract Base Rate 07/22 to 08/21/2026. Usage 04/22 to 07/21/26
Marco Technologies, LLC	602-49490-20220	22.57	7/10/2026	173553	Contract Base Rate 06/14 to 07/13/2026 Various Loc Printers
Marco Technologies, LLC	602-49490-20220	22.57	7/22/2026	173728	Contract Base Rate 07/14 to 08/13/26 Various Printers
Marco Technologies, LLC		757.47			
Martin County Highway Dept	602-49450-21200	517.91	8/11/2026	173948	fuel usage-July
Martin County Highway Dept	601-49430-21200	1,464.62	8/11/2026	173948	fuel usage-July
Martin County Highway Dept	602-49470-21200	746.62	8/11/2026	173948	fuel usage-July
Martin County Highway Dept	604-49570-21200	2,016.59	8/11/2026	173948	fuel usage-July
Martin County Highway Dept		4,745.74			
Medina Pilar	602-00000-20200	0.20	7/1/2026	173415	Refund Check 018994-001, 811 E 2nd St
Medina Pilar	604-00000-20200	1.24	7/1/2026	173415	Refund Check 018994-001, 811 E 2nd St
Medina Pilar	602-00000-20200	0.39	7/1/2026	173415	Refund Check 018994-001, 811 E 2nd St
Medina Pilar	601-00000-20200	17.65	7/1/2026	173415	Refund Check 018994-001, 811 E 2nd St
Medina Pilar	601-00000-20200	0.20	7/1/2026	173415	Refund Check 018994-001, 811 E 2nd St
Medina Pilar	601-00000-20200	35.06	7/1/2026	173415	Refund Check 018994-001, 811 E 2nd St
Medina Pilar	604-00000-20200	2.50	7/1/2026	173415	Refund Check 018994-001, 811 E 2nd St
Medina Pilar	602-00000-20200	22.45	7/1/2026	173415	Refund Check 018994-001, 811 E 2nd St
Medina Pilar	604-00000-20200	31.33	7/1/2026	173415	Refund Check 018994-001, 811 E 2nd St
Medina Pilar		111.02			
Metro Sales Inc.	604-49570-43900	37.75	8/11/2026	173949	color copier image charge 5/11-6/10/2026
Metro Sales Inc.		37.75			
Meyer Tony	604-00000-20200	4.40	7/1/2026	173416	Refund Check 016953-000, 101 Scotts Ct #7
Meyer Tony	602-00000-20200	6.18	7/1/2026	173416	Refund Check 016953-000, 101 Scotts Ct #7
Meyer Tony	604-00000-20200	55.15	7/1/2026	173416	Refund Check 016953-000, 101 Scotts Ct #7
Meyer Tony	601-00000-20200	5.97	7/1/2026	173416	Refund Check 016953-000, 101 Scotts Ct #7
Meyer Tony	604-00000-20200	0.87	7/1/2026	173416	Refund Check 016953-000, 101 Scotts Ct #7
Meyer Tony	602-00000-20200	11.58	7/1/2026	173416	Refund Check 016953-000, 101 Scotts Ct #7
Meyer Tony		84.15			
Midco	601-49440-32100	70.95	7/17/2026	173656	July 2026 Telephone City Hall
Midco	604-49570-32100	306.10	7/17/2026	173656	July 2026 Telephone Electric Dept

Last Name	Acct 1	Amount	Check Date	Check Num	Description
Midco	602-49490-32100	40.05	7/17/2026	173656	July 2026 Telephone City Hall
Midco	602-49450-32100	374.61	7/17/2026	173656	July 2026 Telephone Waste Water
Midco	601-49400-32100	374.70	7/17/2026	173656	July 2026 Telephone Water Plant
Midco	604-49590-32100	196.11	7/17/2026	173656	July 2026 Telephone City Hall
Midco		1,362.52			
MidFirst Bank	601-00000-20200	4.75	7/8/2026	173488	Refund Check 019659-000, 849 S PARK ST
MidFirst Bank	601-00000-20200	19.92	7/8/2026	173488	Refund Check 019659-000, 849 S PARK ST
MidFirst Bank	601-00000-20200	4.85	7/1/2026	173417	Refund Check 019659-000, 849 S PARK ST
MidFirst Bank	602-00000-20200	25.32	7/8/2026	173488	Refund Check 019659-000, 849 S PARK ST
MidFirst Bank	604-00000-20200	9.00	7/8/2026	173488	Refund Check 019659-000, 849 S PARK ST
MidFirst Bank	601-00000-20200	2.45	7/1/2026	173417	Refund Check 019659-000, 849 S PARK ST
MidFirst Bank	604-00000-20200	0.71	7/8/2026	173488	Refund Check 019659-000, 849 S PARK ST
MidFirst Bank	601-00000-20200	0.58	7/1/2026	173417	Refund Check 019659-000, 849 S PARK ST
MidFirst Bank	602-00000-20200	9.22	7/8/2026	173488	Refund Check 019659-000, 849 S PARK ST
MidFirst Bank	601-00000-20200	39.56	7/8/2026	173488	Refund Check 019659-000, 849 S PARK ST
MidFirst Bank	604-00000-20200	1.11	7/1/2026	173417	Refund Check 019659-000, 849 S PARK ST
MidFirst Bank	602-00000-20200	1.13	7/1/2026	173417	Refund Check 019659-000, 849 S PARK ST
MidFirst Bank	602-00000-20200	0.61	7/1/2026	173417	Refund Check 019659-000, 849 S PARK ST
MidFirst Bank	602-00000-20200	3.11	7/1/2026	173417	Refund Check 019659-000, 849 S PARK ST
MidFirst Bank	602-00000-20200	4.92	7/8/2026	173488	Refund Check 019659-000, 849 S PARK ST
MidFirst Bank	604-00000-20200	0.09	7/1/2026	173417	Refund Check 019659-000, 849 S PARK ST
MidFirst Bank		127.33			
Minn Municipal Utilities Association	604-49570-30500	50.00	8/11/2026	173950	pre-employement tests-nelson
Minn Municipal Utilities Association	604-49570-33100	1,496.25	7/16/2026	173617	Electric Division Safety Program Q3 2026
Minn Municipal Utilities Association		1,546.25			
Minnesota State Retirement System	601-00000-21811	1.58	7/15/2026	0	PR Batch 00002.07.2026 Health Savings Plan AFSCME
Minnesota State Retirement System	604-00000-21811	1.36	7/15/2026	0	PR Batch 00002.07.2026 Health Savings Plan AFSCME
Minnesota State Retirement System	604-00000-21811	1.36	7/1/2026	0	PR Batch 00001.07.2026 Health Savings Plan AFSCME
Minnesota State Retirement System	604-00000-21811	1.35	7/29/2026	0	PR Batch 00003.07.2026 Health Savings Plan AFSCME
Minnesota State Retirement System	602-00000-21811	1.45	7/1/2026	0	PR Batch 00001.07.2026 Health Savings Plan AFSCME
Minnesota State Retirement System	601-00000-21811	1.56	7/1/2026	0	PR Batch 00001.07.2026 Health Savings Plan AFSCME
Minnesota State Retirement System	601-00000-21811	1.58	7/29/2026	0	PR Batch 00003.07.2026 Health Savings Plan AFSCME
Minnesota State Retirement System	602-00000-21811	1.44	7/15/2026	0	PR Batch 00002.07.2026 Health Savings Plan AFSCME
Minnesota State Retirement System	602-00000-21811	1.46	7/29/2026	0	PR Batch 00003.07.2026 Health Savings Plan AFSCME
Minnesota State Retirement System		13.14			

Last Name	Acct 1	Amount	Check Date	Check Num	Description
Mn Child Support Payment	604-00000-21720	371.94	7/15/2026	173592	PR Batch 00002.07.2026 HR
Mn Child Support Payment	604-00000-21720	371.94	7/29/2026	173765	PR Batch 00003.07.2026 HR
Mn Child Support Payment	604-00000-21720	371.94	7/1/2026	173386	PR Batch 00001.07.2026 HR
Mn Child Support Payment		1,115.82			
MN Council 65 AFSCME	604-00000-21807	6.90	7/1/2026	173387	PR Batch 00001.07.2026 Union Dues
MN Council 65 AFSCME	602-00000-21807	7.34	7/1/2026	173387	PR Batch 00001.07.2026 Union Dues
MN Council 65 AFSCME	601-00000-21807	7.92	7/1/2026	173387	PR Batch 00001.07.2026 Union Dues
MN Council 65 AFSCME		22.16			
MN Dept Of Revenue	604-00000-21802	2,579.70	7/1/2026	0	PR Batch 00001.07.2026 State Income Tax
MN Dept Of Revenue	604-00000-21802	2,423.65	7/15/2026	0	PR Batch 00002.07.2026 State Income Tax
MN Dept Of Revenue	601-00000-21802	2,057.18	7/15/2026	0	PR Batch 00002.07.2026 State Income Tax
MN Dept Of Revenue	602-00000-21802	1,096.57	7/29/2026	0	PR Batch 00003.07.2026 State Income Tax
MN Dept Of Revenue	602-00000-21802	1,244.42	7/1/2026	0	PR Batch 00001.07.2026 State Income Tax
MN Dept Of Revenue	601-00000-21802	1,885.22	7/29/2026	0	PR Batch 00003.07.2026 State Income Tax
MN Dept Of Revenue	601-00000-21802	2,143.08	7/1/2026	0	PR Batch 00001.07.2026 State Income Tax
MN Dept Of Revenue	602-00000-21802	1,263.23	7/15/2026	0	PR Batch 00002.07.2026 State Income Tax
MN Dept Of Revenue	604-00000-21802	2,504.78	7/29/2026	0	PR Batch 00003.07.2026 State Income Tax
MN Dept Of Revenue		17,197.83			
MN Energy Resources Corp.	602-49450-38300	48.38	8/3/2026	173822	gas utilties-maintenance
MN Energy Resources Corp.	602-49450-38300	2,692.67	8/3/2026	173822	gas utilties-solids
MN Energy Resources Corp.	602-49450-38300	631.24	8/3/2026	173822	gas utilties-burner
MN Energy Resources Corp.	602-49450-38300	36.00	8/3/2026	173822	gas utilties-headwork
MN Energy Resources Corp.	604-49570-38300	51.25	8/3/2026	173822	gas utilties-warehouse
MN Energy Resources Corp.	601-49400-38300	167.15	8/3/2026	173822	gas utilties-filtration
MN Energy Resources Corp.	602-49450-38300	53.70	8/3/2026	173822	gas utilties-disposal
MN Energy Resources Corp.	602-49470-38300	47.50	8/3/2026	173822	gas utilties-indus
MN Energy Resources Corp.		3,727.89			
Mn NCPERS Life Insurance	602-00000-21810	16.00	7/15/2026	173593	PR Batch 00002.07.2026 PERA Term Life
Mn NCPERS Life Insurance	604-00000-21810	32.00	7/15/2026	173593	PR Batch 00002.07.2026 PERA Term Life
Mn NCPERS Life Insurance		48.00			
MN Public Facilities Authority	601-49445-61100	194,134.60	7/31/2026	173794	Aug 2026 Interest Payment Drinking Water State Revolving Fund
MN Public Facilities Authority	601-00000-22510	934,000.00	7/31/2026	173794	Aug 2026 Principal Payment Drinking Water State Revolving Fund
MN Public Facilities Authority	601-00000-22512	85,290.00	7/31/2026	173794	Aug 2026 Principal Payment Storage-New 2.0 MG Reservoir

Last Name	Acct 1	Amount	Check Date	Check Num	Description
MN Public Facilities Authority	601-49445-61100	77,418.32	7/31/2026	173794	Aug 2026 Interest Payment Storage-New 2.0 MG Reservoir
MN Public Facilities Authority	602-49495-61100	360,606.06	7/31/2026	173794	Aug 2026 Interest Payment Rehab Tmnt, Biosolids Improvement
MN Public Facilities Authority	601-49445-61100	11,190.00	7/31/2026	173794	Aug 2026 Interest Payment Clean Water State Revolving Fund
MN Public Facilities Authority	602-00000-22511	535,115.00	7/31/2026	173794	Aug 2026 Principal Payment Rehab Tmnt, Biosolids Improvement
MN Public Facilities Authority	601-00000-22511	121,000.00	7/31/2026	173794	Aug 2026 Principal Payment Clean Water State Revolving Fund
MN Public Facilities Authority		2,318,753.98			
MN Valley Action Council	604-49595-43992	1,045.35	8/11/2026	173951	low income rebate invoice 52325
MN Valley Action Council		1,045.35			
MN Valley Testing Lab	602-49450-31400	464.40	7/16/2026	173618	PFAS test
MN Valley Testing Lab	602-49450-31400	187.70	7/16/2026	173618	multiple tests
MN Valley Testing Lab	602-49450-31400	151.70	7/16/2026	173618	multiple tests (bod, fecal, nitrogen)
MN Valley Testing Lab	602-49450-31400	80.26	7/16/2026	173618	bod carbonaceous tests
MN Valley Testing Lab	602-49450-31400	80.26	7/16/2026	173618	bod carbonaceous tests
MN Valley Testing Lab	602-49450-31400	451.32	8/11/2026	173952	mercury tests
MN Valley Testing Lab	602-49450-31400	421.32	8/3/2026	173823	mercury testing
MN Valley Testing Lab	602-49450-31400	151.70	7/16/2026	173618	multiple tests
MN Valley Testing Lab	602-49450-31400	115.88	8/3/2026	173823	nitrogen tests
MN Valley Testing Lab		2,104.54			
Napa Auto Fairmont Star Group LLC	604-49570-40500	4.00	8/11/2026	173953	#227 oil filter
Napa Auto Fairmont Star Group LLC		4.00			
National Industrial & Safety Supply	604-49570-22300	638.40	8/3/2026	173824	reflection barricade tape
National Industrial & Safety Supply		638.40			
NeonLink LLC	601-49400-31200	226.02	8/11/2026	173954	Enerlyte Payment Services-July
NeonLink LLC	604-49570-31200	624.79	8/11/2026	173954	Enerlyte Payment Services-July
NeonLink LLC	602-49450-31200	127.59	8/11/2026	173954	Enerlyte Payment Services-July
NeonLink LLC		978.40			
Nielsen Blacktopping & Concrete	602-49470-40200	487.16	7/10/2026	173563	Waste Water
Nielsen Blacktopping & Concrete	601-49430-40200	525.22	7/10/2026	173563	East Amber/Interlaken Water Dig
Nielsen Blacktopping & Concrete		1,012.38			

Last Name	Acct 1	Amount	Check Date	Check Num	Description
North Central Laboratories	602-49450-31400	48.29	8/11/2026	173955	wash bottle
North Central Laboratories		48.29			
NPL Construction Co	601-00000-16500	471,382.49	7/17/2026	173660	2025 Lead Service Line Replacement 03/14 to 06/30/2026
NPL Construction Co		471,382.49			
Olson Rentals, Inc.	602-49470-43900	33.70	8/3/2026	173825	concrete broom
Olson Rentals, Inc.	602-49470-40200	43.34	8/3/2026	173825	plate packer
Olson Rentals, Inc.		77.04			
Online Components.com	602-49450-40400	177.43	8/11/2026	173956	inductive proximity sensor
Online Components.com		177.43			
Plunkett's Pest Control, Inc.	602-49470-31200	72.00	8/11/2026	173957	general pest control WTP
Plunkett's Pest Control, Inc.	604-49570-31200	155.66	8/11/2026	173957	general pest control May-July 2026 Utility Warehouse
Plunkett's Pest Control, Inc.		227.66			
Polydyne Inc.	602-49450-21620	9,706.00	8/3/2026	173826	clarifloc C-6266X 4,600 lbs
Polydyne Inc.		9,706.00			
Ponderosa Landfill	602-49450-38420	194.54	8/3/2026	173827	9.264 cu.yrds contaminated soil
Ponderosa Landfill		194.54			
Powers Brady	601-49440-32100	38.41	7/2/2026	173457	July 2026 Cell Phone Reimbursement
Powers Brady		38.41			
Prairieland Solid Waste Mgmnt	602-49450-38420	148.95	8/11/2026	173958	July refuse disposal tickets 105349 & 105681
Prairieland Solid Waste Mgmnt		148.95			
Public Utilities Commission	604-49570-38100	66.31	7/22/2026	173756	EV Charging Station Wbgo Softball Complex 05/15 to 06/14/2026
Public Utilities Commission		66.31			
Quality Flow Systems, Inc	602-00000-16500	25,550.00	7/16/2026	173619	install duplex wet wall - CIP - LS repair

Last Name	Acct 1	Amount	Check Date	Check Num	Description
Quality Flow Systems, Inc	602-49470-31200	9,335.00	8/11/2026	173959	service check of lift stations
Quality Flow Systems, Inc		34,885.00			
ReLab Software LLC	604-49570-31200	4,216.00	8/11/2026	173960	Software License Agreement
ReLab Software LLC		4,216.00			
Reserve Account	604-49590-32200	517.26	7/22/2026	173737	Postage for Postage Machine
Reserve Account	602-49490-32200	105.63	7/22/2026	173737	Postage for Postage Machine
Reserve Account	601-49440-32200	187.11	7/22/2026	173737	Postage for Postage Machine
Reserve Account		810.00			
Retirement Association Public Employees	604-00000-21804	3,532.46	7/15/2026	0	PR Batch 00002.07.2026 PERA
Retirement Association Public Employees	601-00000-21804	2,804.81	7/29/2026	0	PR Batch 00003.07.2026 PERA
Retirement Association Public Employees	602-00000-21804	1,752.48	7/29/2026	0	PR Batch 00003.07.2026 PERA
Retirement Association Public Employees	601-00000-21804	3,540.15	7/1/2026	0	PR Batch 00001.07.2026 PERA Employer
Retirement Association Public Employees	602-00000-21804	2,022.07	7/29/2026	0	PR Batch 00003.07.2026 PERA Employer
Retirement Association Public Employees	602-00000-21804	2,288.14	7/15/2026	0	PR Batch 00002.07.2026 PERA Employer
Retirement Association Public Employees	602-00000-21804	1,983.09	7/15/2026	0	PR Batch 00002.07.2026 PERA
Retirement Association Public Employees	601-00000-21804	3,476.04	7/15/2026	0	PR Batch 00002.07.2026 PERA Employer
Retirement Association Public Employees	604-00000-21804	3,985.70	7/29/2026	0	PR Batch 00003.07.2026 PERA Employer
Retirement Association Public Employees	602-00000-21804	2,258.98	7/1/2026	0	PR Batch 00001.07.2026 PERA Employer
Retirement Association Public Employees	604-00000-21804	4,076.04	7/15/2026	0	PR Batch 00002.07.2026 PERA Employer
Retirement Association Public Employees	602-00000-21804	1,957.74	7/1/2026	0	PR Batch 00001.07.2026 PERA
Retirement Association Public Employees	604-00000-21804	4,182.57	7/1/2026	0	PR Batch 00001.07.2026 PERA Employer
Retirement Association Public Employees	601-00000-21804	3,012.64	7/15/2026	0	PR Batch 00002.07.2026 PERA
Retirement Association Public Employees	604-00000-21804	3,624.93	7/1/2026	0	PR Batch 00001.07.2026 PERA
Retirement Association Public Employees	601-00000-21804	3,236.29	7/29/2026	0	PR Batch 00003.07.2026 PERA Employer
Retirement Association Public Employees	604-00000-21804	3,454.24	7/29/2026	0	PR Batch 00003.07.2026 PERA
Retirement Association Public Employees	601-00000-21804	3,068.10	7/1/2026	0	PR Batch 00001.07.2026 PERA
Retirement Association Public Employees		54,256.47			
Reyes Brianna	604-00000-20200	158.36	7/1/2026	173418	Refund Check 019799-000, 922 1/2 Redwood Dr
Reyes Brianna		158.36			
River Bend Business Products	602-49490-20120	158.46	7/31/2026	173802	2027 Planners & Calendars Waste Water Dept
River Bend Business Products	604-49590-20120	44.63	7/22/2026	173738	Office Supplies City Hall
River Bend Business Products	604-49590-20120	68.88	7/31/2026	173802	2027 Planners & Calendars Electric Dept
River Bend Business Products	602-49490-20120	4.16	7/2/2026	173460	Office Supplies City Hall

Last Name	Acct 1	Amount	Check Date	Check Num	Description
River Bend Business Products	604-49590-20120	8.00	7/2/2026	173460	Office Supplies City Hall
River Bend Business Products	601-49440-20120	7.37	7/2/2026	173460	Office Supplies City Hall
River Bend Business Products	602-49490-20120	9.09	7/22/2026	173738	Office Supplies City Hall
River Bend Business Products	601-49440-20120	2.89	7/2/2026	173460	Office Supplies City Hall
River Bend Business Products	601-49440-20120	158.46	7/31/2026	173802	2027 Planners & Calendars Water Dept
River Bend Business Products	601-49440-20120	16.14	7/22/2026	173738	Office Supplies City Hall
River Bend Business Products	604-49590-20120	20.37	7/2/2026	173460	Office Supplies City Hall
River Bend Business Products	602-49490-20120	1.63	7/2/2026	173460	Office Supplies City Hall
River Bend Business Products		500.08			
Rod Anderson & Sons	601-49400-31200	5,313.00	7/16/2026	173620	4 dumps and 21 loads from 4/8-6/29/26 Lime Hauling
Rod Anderson & Sons		5,313.00			
Salt Soure	601-00000-14206	4,195.62	7/16/2026	173621	coarse solar salt 23.4 ton
Salt Soure		4,195.62			
Salter Anthony	604-00000-20200	267.95	7/1/2026	173419	Refund Check 018834-001, 609 E 4th St #3
Salter Anthony	604-00000-20200	0.22	7/1/2026	173419	Refund Check 018834-001, 609 E 4th St #3
Salter Anthony		268.17			
Sanco Equipment	601-49400-31200	407.53	7/16/2026	173622	AMI inspections 3219 skyjack
Sanco Equipment	602-49450-31200	514.38	7/16/2026	173622	AMI inspections 3219 skyjack other
Sanco Equipment	601-49400-31200	442.83	7/16/2026	173622	AMI inspections skyjack sj-16
Sanco Equipment		1,364.74			
Schaefer Shawn D	601-49400-33100	23.00	8/11/2026	173961	license renewal reimbursement
Schaefer Shawn D		23.00			
Schiltz David	602-49490-32100	38.41	7/2/2026	173463	July 2026 Cell Phone Reimbursement
Schiltz David		38.41			
Schuster's Pressure Washer Sales	604-49570-40400	14.75	8/3/2026	173828	lance 18" molded
Schuster's Pressure Washer Sales		14.75			
Sensaphone	602-49470-40200	598.80	7/16/2026	173623	7/13/2026 renewal notice

Last Name	Acct 1	Amount	Check Date	Check Num	Description
Sensaphone		598.80			
Shumski Carter/Emily	604-49595-43991	300.00	7/16/2026	173624	e-bike rebates (2)
Shumski Carter/Emily		300.00			
Siegler Tim	604-49595-43991	150.00	7/16/2026	173625	e-bike rebate
Siegler Tim		150.00			
Siems Richard	604-00000-20200	0.60	7/8/2026	173489	Refund Check 018649-000, 48 Cottage Street
Siems Richard	601-00000-20200	2.30	7/8/2026	173489	Refund Check 018649-000, 48 Cottage Street
Siems Richard	601-00000-20200	13.45	7/8/2026	173489	Refund Check 018649-000, 48 Cottage Street
Siems Richard	604-00000-20200	41.08	7/8/2026	173489	Refund Check 018649-000, 48 Cottage Street
Siems Richard	601-00000-20200	6.77	7/8/2026	173489	Refund Check 018649-000, 48 Cottage Street
Siems Richard	602-00000-20200	8.97	7/8/2026	173489	Refund Check 018649-000, 48 Cottage Street
Siems Richard	602-00000-20200	4.48	7/8/2026	173489	Refund Check 018649-000, 48 Cottage Street
Siems Richard	604-00000-20200	3.28	7/8/2026	173489	Refund Check 018649-000, 48 Cottage Street
Siems Richard	602-00000-20200	2.39	7/8/2026	173489	Refund Check 018649-000, 48 Cottage Street
Siems Richard		83.32			
Star Energy Services	604-49570-40300	1,500.00	8/11/2026	173962	NOVA set up fee
Star Energy Services	604-49570-31200	438.75	8/11/2026	173962	engineering labor June 2026
Star Energy Services		1,938.75			
Steffensen Gail	604-49595-43995	15.00	7/16/2026	173626	residential dehumidifier rebate
Steffensen Gail		15.00			
Strenge Riley	604-00000-20200	1.45	7/1/2026	173420	Refund Check 018901-000, 1319 Webster St
Strenge Riley	601-00000-20200	12.50	7/1/2026	173420	Refund Check 018901-000, 1319 Webster St
Strenge Riley	601-00000-20200	2.14	7/1/2026	173420	Refund Check 018901-000, 1319 Webster St
Strenge Riley	601-00000-20200	6.39	7/1/2026	173420	Refund Check 018901-000, 1319 Webster St
Strenge Riley	602-00000-20200	4.16	7/1/2026	173420	Refund Check 018901-000, 1319 Webster St
Strenge Riley	602-00000-20200	2.22	7/1/2026	173420	Refund Check 018901-000, 1319 Webster St
Strenge Riley	604-00000-20200	18.05	7/1/2026	173420	Refund Check 018901-000, 1319 Webster St
Strenge Riley	602-00000-20200	8.82	7/1/2026	173420	Refund Check 018901-000, 1319 Webster St
Strenge Riley	604-00000-20200	0.24	7/1/2026	173420	Refund Check 018901-000, 1319 Webster St

Last Name	Acct 1	Amount	Check Date	Check Num	Description
Strenge Riley		55.97			
Tallman Equipment Company Inc.	604-49570-22300	2,108.61	8/3/2026	173829	clevis pull eyes and replacement plugs
Tallman Equipment Company Inc.		2,108.61			
The Joseph Company, Inc.	602-00000-16500	942,855.05	7/10/2026	173574	WWTP Biosolids Thru 06/30/2026
The Joseph Company, Inc.		942,855.05			
Tonne Gene/Cindy	604-49595-43997	20.00	7/16/2026	173627	residential AC tune-up rebate
Tonne Gene/Cindy		20.00			
U C Laboratory, Inc	601-49400-31400	302.30	7/16/2026	173628	Total coliform 6.2026
U C Laboratory, Inc	601-49400-31400	943.41	8/11/2026	173963	total coliform 7.2026 abd biosolids tests
U C Laboratory, Inc		1,245.71			
ULINE	601-49440-20120	27.53	7/17/2026	173701	46 x 60 Carpet Chair Mat No Lip Amanda
ULINE	602-49490-20120	15.54	7/17/2026	173701	46 x 60 Carpet Chair Mat No Lip Amanda
ULINE	604-49590-20120	76.09	7/17/2026	173701	46 x 60 Carpet Chair Mat No Lip Amanda
ULINE		119.16			
UPS	601-49400-31400	49.31	7/16/2026	0	samples sent to the mn dept of health
UPS		49.31			
USA Blue Book	601-49400-31400	608.68	8/3/2026	173830	brass couplings, silicone oil, chemkey reagents
USA Blue Book		608.68			
Valencia Camey Miguel	604-00000-20200	2.43	7/1/2026	173421	Refund Check 017989-000, 924 E 1st St
Valencia Camey Miguel	601-00000-20200	19.51	7/1/2026	173421	Refund Check 017989-000, 924 E 1st St
Valencia Camey Miguel	601-00000-20200	1.78	7/1/2026	173421	Refund Check 017989-000, 924 E 1st St
Valencia Camey Miguel	602-00000-20200	3.46	7/1/2026	173421	Refund Check 017989-000, 924 E 1st St
Valencia Camey Miguel	601-00000-20200	9.82	7/1/2026	173421	Refund Check 017989-000, 924 E 1st St
Valencia Camey Miguel	604-00000-20200	30.44	7/1/2026	173421	Refund Check 017989-000, 924 E 1st St
Valencia Camey Miguel	602-00000-20200	1.85	7/1/2026	173421	Refund Check 017989-000, 924 E 1st St
Valencia Camey Miguel	604-00000-20200	0.41	7/1/2026	173421	Refund Check 017989-000, 924 E 1st St
Valencia Camey Miguel	602-00000-20200	12.48	7/1/2026	173421	Refund Check 017989-000, 924 E 1st St

Last Name	Acct 1	Amount	Check Date	Check Num	Description
Valencia Camey Miguel		82.18			
Vantage Transfer - 301177	601-00000-21808	791.48	7/29/2026	0	PR Batch 00003.07.2026 ICMA
Vantage Transfer - 301177	602-00000-21808	150.74	7/1/2026	0	PR Batch 00001.07.2026 ICMA
Vantage Transfer - 301177	601-00000-21808	60.93	7/1/2026	0	PR Batch 00001.07.2026 ICMA Loan Repayment
Vantage Transfer - 301177	602-00000-21808	82.70	7/15/2026	0	PR Batch 00002.07.2026 ICMA Payroll Roth IRA
Vantage Transfer - 301177	601-00000-21808	69.84	7/29/2026	0	PR Batch 00003.07.2026 ICMA- Percent
Vantage Transfer - 301177	604-00000-21808	128.08	7/15/2026	0	PR Batch 00002.07.2026 ICMA Payroll Roth IRA
Vantage Transfer - 301177	602-00000-21808	151.67	7/15/2026	0	PR Batch 00002.07.2026 ICMA
Vantage Transfer - 301177	602-00000-21808	82.70	7/29/2026	0	PR Batch 00003.07.2026 ICMA Payroll Roth IRA
Vantage Transfer - 301177	602-00000-21808	492.96	7/1/2026	0	PR Batch 00001.07.2026 ICMA- Percent
Vantage Transfer - 301177	602-00000-21808	82.69	7/1/2026	0	PR Batch 00001.07.2026 ICMA Payroll Roth IRA
Vantage Transfer - 301177	604-00000-21808	103.09	7/15/2026	0	PR Batch 00002.07.2026 ICMA Roth
Vantage Transfer - 301177	601-00000-21808	86.71	7/29/2026	0	PR Batch 00003.07.2026 ICMA Payroll Roth IRA
Vantage Transfer - 301177	604-00000-21808	192.96	7/1/2026	0	PR Batch 00001.07.2026 ICMA- Percent
Vantage Transfer - 301177	602-00000-21808	17.57	7/15/2026	0	PR Batch 00002.07.2026 ICMA Roth
Vantage Transfer - 301177	601-00000-21808	69.84	7/1/2026	0	PR Batch 00001.07.2026 ICMA- Percent
Vantage Transfer - 301177	602-00000-21808	492.96	7/29/2026	0	PR Batch 00003.07.2026 ICMA- Percent
Vantage Transfer - 301177	602-00000-21808	17.55	7/1/2026	0	PR Batch 00001.07.2026 ICMA Roth
Vantage Transfer - 301177	601-00000-21808	769.73	7/15/2026	0	PR Batch 00002.07.2026 ICMA
Vantage Transfer - 301177	604-00000-21808	1,199.48	7/1/2026	0	PR Batch 00001.07.2026 ICMA
Vantage Transfer - 301177	601-00000-21808	86.72	7/1/2026	0	PR Batch 00001.07.2026 ICMA Payroll Roth IRA
Vantage Transfer - 301177	604-00000-21808	128.08	7/29/2026	0	PR Batch 00003.07.2026 ICMA Payroll Roth IRA
Vantage Transfer - 301177	601-00000-21808	86.72	7/15/2026	0	PR Batch 00002.07.2026 ICMA Payroll Roth IRA
Vantage Transfer - 301177	602-00000-21808	165.65	7/29/2026	0	PR Batch 00003.07.2026 ICMA
Vantage Transfer - 301177	601-00000-21808	60.93	7/15/2026	0	PR Batch 00002.07.2026 ICMA Loan Repayment
Vantage Transfer - 301177	604-00000-21808	103.10	7/1/2026	0	PR Batch 00001.07.2026 ICMA Roth
Vantage Transfer - 301177	604-00000-21808	128.08	7/1/2026	0	PR Batch 00001.07.2026 ICMA Payroll Roth IRA
Vantage Transfer - 301177	601-00000-21808	69.84	7/15/2026	0	PR Batch 00002.07.2026 ICMA- Percent
Vantage Transfer - 301177	604-00000-21808	66.87	7/29/2026	0	PR Batch 00003.07.2026 ICMA Roth
Vantage Transfer - 301177	602-00000-21808	12.18	7/29/2026	0	PR Batch 00003.07.2026 ICMA Roth
Vantage Transfer - 301177	601-00000-21808	203.34	7/15/2026	0	PR Batch 00002.07.2026 ICMA Roth
Vantage Transfer - 301177	601-00000-21808	194.94	7/29/2026	0	PR Batch 00003.07.2026 ICMA Roth
Vantage Transfer - 301177	604-00000-21808	1,205.49	7/15/2026	0	PR Batch 00002.07.2026 ICMA
Vantage Transfer - 301177	601-00000-21808	763.26	7/1/2026	0	PR Batch 00001.07.2026 ICMA
Vantage Transfer - 301177	602-00000-21808	492.96	7/15/2026	0	PR Batch 00002.07.2026 ICMA- Percent
Vantage Transfer - 301177	601-00000-21808	60.93	7/29/2026	0	PR Batch 00003.07.2026 ICMA Loan Repayment
Vantage Transfer - 301177	604-00000-21808	182.68	7/15/2026	0	PR Batch 00002.07.2026 ICMA- Percent
Vantage Transfer - 301177	604-00000-21808	1,299.76	7/29/2026	0	PR Batch 00003.07.2026 ICMA
Vantage Transfer - 301177	604-00000-21808	182.68	7/29/2026	0	PR Batch 00003.07.2026 ICMA- Percent
Vantage Transfer - 301177	601-00000-21808	198.26	7/1/2026	0	PR Batch 00001.07.2026 ICMA Roth

Last Name	Acct 1	Amount	Check Date	Check Num	Description
Vantage Transfer - 301177		10,736.15			
Vargas Maldonado Yuri	604-00000-20200	140.62	7/1/2026	173422	Refund Check 019298-000, 600 Burton Lane 307
Vargas Maldonado Yuri		140.62			
Verizon Wireless	604-49570-32100	335.96	7/10/2026	173577	Cell Phones 05/21 to 06/20/2026 Electric Dept
Verizon Wireless	601-49400-32100	171.73	7/10/2026	173577	Cell Phones 05/21 to 06/20/2026 Water Dept
Verizon Wireless	602-49450-32100	58.42	7/10/2026	173577	Cell Phones 05/21 to 06/20/2026 Waste Water Dept
Verizon Wireless		566.11			
Vestis	601-49400-31200	208.01	8/3/2026	173831	laundering services-july
Vestis		208.01			
Voss Cleaning Services, Inc.	602-49450-31200	109.61	7/10/2026	173580	Janitorial & Rug Service City Hall July 2026
Voss Cleaning Services, Inc.	604-49570-31200	536.73	7/10/2026	173580	Janitorial & Rug Service City Hall July 2026
Voss Cleaning Services, Inc.	602-49450-31200	130.00	7/16/2026	173629	rug service-june
Voss Cleaning Services, Inc.	601-49440-31200	194.16	7/10/2026	173580	Janitorial & Rug Service City Hall July 2026
Voss Cleaning Services, Inc.	602-49450-31200	130.00	8/11/2026	173964	rug service-july
Voss Cleaning Services, Inc.		1,100.50			
Wesco Receivables Corp.	604-00000-16300	75,516.00	8/3/2026	173832	padmounted transformers - CIP - new transformers
Wesco Receivables Corp.	604-00000-16300	28,200.00	8/3/2026	173832	ABB 75KVA-3PH-208Y/120 - CIP - transformers
Wesco Receivables Corp.	604-49570-22300	303.81	7/16/2026	173630	bushing
Wesco Receivables Corp.	604-49570-22300	296.16	7/16/2026	173630	flag shooter flags
Wesco Receivables Corp.	604-00000-16500	3,060.00	8/3/2026	173832	fuse end fittings - CIP - bury lake ave dist
Wesco Receivables Corp.	604-49570-22300	367.60	7/16/2026	173630	wire pull lube
Wesco Receivables Corp.	604-00000-16500	64,000.00	8/3/2026	173832	FED PSE1144312DB SGEAR - CIP - bury lake ave dist
Wesco Receivables Corp.		171,743.57			
Western Area Power Admin. US Dept of Energy	604-00000-20100	8,129.20	7/10/2026	0	June 2026 Electric Service
Western Area Power Admin. US Dept of Energy		8,129.20			
Yeager Implement, Inc.	604-49570-40300	2,400.00	8/11/2026	173965	pallet forks
Yeager Implement, Inc.		2,400.00			

Last Name	Acct 1	Amount	Check Date	Check Num	Description
		4,584,843.81			

FAIRMONT T.M.

Fairmont Public Utilities Commission
August 18, 2026

Agenda Item: 8.1

From: Miles Heide Electric Superintendent
To: Public Utilities Commission

Subject: Purchase of cable PO 15970

Policy/Action Requested:
Vote Required: __x__ Simple Majority _____ Roll Call

Recommendation: Cable Purchase Approval

Overview:

Enclosed please find (2) quotes for (3) Reels of 500MCM EPR 15KV High Voltage Cable.

WESCO $67,815.00
Winlectric $68,609.70

Attachments:

****

PUC Action: _____ Date: _____

CME wire and cable
A Viakable Company

495 Horizon Drive
SUITE 100
Suwanee, GA 30024
(770) 623-0001
(678) 546-5729

Company	Ship To	Quote No.	Page No.	Date
4 WESCO-FARGO, ND 2650 7TH AVE NORTH FARGO ND Zip: 58102 United States 701-232-4446 Ext:	ND NORTH DAKOTA	CME84245-15	1 of 1	07/21/26

Project:

Ln	Cable Description	Gauge AWG/MCM	UM	Quantity	Metal Weight per UM		Price	
					CU	AL	$/MFT-$/LB	Extended
1	UD, 500-37/w, Aluminum CPR, 220/EPR, 1/3N 16Wx12awg, 80/LLDPE Jkt, 15kV 133%I.L RUS Accepted Put-Up 2750 (FT) Reel Dimension: 72-48-36	500-37/w	FT	8,250	0.33973	0.46971	10,160.00	83,820.00
			Total:					$83,820.00

Sales Information

Comments

Orders with FIRM PRICES are Non-Cancellable.
CME reserves the right to cancel quote if rise in CU/AL is greater than $0.05 /lb.
For RMT reels please abide by RMT reel return policy 2018 v.4 http://www.cmewire.com/cme_rmt_policy.pdf
For any issues with your shipment, please email our customer service department directly at CustomerService.PC@cmewire.com

Price: Price as shown is subject to metal escalation/ de-escalation at time of shipment.
Firm pricing is available upon request. Firm orders are non- cancellable.

Cu Base: $6.5000 USD/Lb. Comex 1st Position
Al Base: $1.5000 USD/Lb. LME

CME reserves the right to cancel quote if rise in CU/AL > $0.05/LB.

Valid: Quote Expires on 07/30/2026
Leadtime: Based on current plant production loading, 50 weeks ARO plus transit time;
Tolerance: +/- 5% per reel

ELK RIVER Winlectric™ COMPANY

12777 MEADOWVALE ROAD SUITE A
ELK RIVER, MN 55330

PHONE (763) 241-1617
FAX (763) 241-1621

Job Name
500 MCM AL EPR

Quote No.	Date	Page
0018609	4/02/26	1
Expiration Date		5/02/26
Revised Date		4/02/26
Bid Due Date		4/02/26

Quoted To Customer

CITY OF FAIRMONT
100 DOWNTOWN PLZ
FAIRMONT, MN 56031-1709

Phone (507) 235-6811
Fax (507) 235-6120

Quoted By

Dave
dgnelson@winlectric.com
(651) 440-2808

Customer	Payment Terms	Quoted To	Salesperson	FOB
002477	NET 25TH PROX	Dave	DAVID NELSON	S

Line	Qty.	Description	Unit Price	UOM	Extended Price
	8250	U15BEL-50FB-1CZ-R32-Z	8.316327	EA	68609.70

Tax Area Id		
240910360	Net Sales	68,609.70
	Freight	.00
	Tax	.00
	Quotation Total	68,609.70

FAIRMONT T.M.

CITY OF FAIRMONT
100 DOWNTOWN PLAZA
FAIRMONT, MN 56031
507-238-9461 507-238-9044 (fax)

GL ACCOUNT NO.	PURCHASE ORDER NO. / WORK ORDER NO.
604 00000 16300	15970

VENDOR:	SHIP TO:
wesco	Electric Dept.

DATE ORDERED:	7/21/26	DATE REQUIRED:		
QUANTITY	STOCK #	DESCRIPTION	PRICE	AMOUNT
8250		Wire 500MCM EPR 15KV STR 16 #12		$67,815.00
		3 REELS		
				$67,815.00

PLEASE ENTER OUR ORDER FOR GOODS LISTED ABOVE. NOTIFY US IMMEDIATELY IF YOU ARE UNABLE TO COMPLETE BY DATE REQUIRED

SALES TAX EXEMPT

AUTHORIZED SIGNATURE

wesco

2650 7TH AVE NORTH
PHONE: 701-232-4446
FARGO ND 58102

Quotation

BY ACCEPTING THIS QUOTE, YOU AGREE THAT THE WESCO TERMS AND CONDITIONS OF SALE PUBLISHED AT WWW.WESCO.COM/TERMSOFSALE ARE EXPRESSLY INCORPORATED INTO AND SHALL GOVERN THIS TRANSACTION.
Wesco may assess storage and transportation fees if you do not take or accept delivery within 90 days of product availability. Wesco may also update this quote or above pricing due to changes in duties, freight, tariffs, supplier pricing, surcharges, *commodity pricing, or exchange rate fluctuations.*

To: FAIRMONT PUB POWERPLANT
1120 MARCUS ST
WAREHOUSE
FAIRMONT MN 56031

Date: 07/21/26
Branch: 7852
Project Number: QUOTE
Project Name
Quoted To:
Date of Your Inquiry: 07/21/26
When ordering please refer to Quotation Number: 721783

Item	Quantity	Catalog Number and Description	Unit Price	U/M	Total Price	Rate of Cash Discount	Shipping Time (Weeks)	Customer Delivery Date
10	8250	WIRE 500MCM EPR 15KV STR 16 #12 2 IN STOCK AS OF 7/21/26 QUOTING FREIGHT ALLOWED WESCO TERMS AND CONDITIONS APPLY STOCK IS QUOTED SUBJECT TO PRIOR SALES QUOTING (3) X 2750' REELS QUOTING +/- 5% REEL LENGTH TOLERANCE PER REEL	8220.000	M	67815.00	0.00		07/24/26
		SUB-TOTAL			67815.00			
		TOTAL			67815.00			

Wesco may assess storage and transportation fees if you do not take or accept delivery within 90 days of product availability. Wesco may also update this quote or above pricing due to duties, freight, tariffs, supplier pricing, surcharges, or exchange rate fluctuations. BY ACCEPTING THIS QUOTE, YOU AGREE THAT THE TERMS AND CONDITIONS OF SALE PUBLISHED AT www.wesco.com/termsofsale ARE EXPRESSLY INCORPORATED INTO AND SHALL GOVERN THIS TRANSACTION.

Per: