CITY OF FAIRMONT
PUBLIC UTILITIES COMMISSION
AGENDA

Tuesday, September 15, 2026

1 Call to Order
- 7:30 AM City Hall Conference Room (Second Floor)

2 Roll Call
Chair Werre _____
Commissioner Struss _____
Commissioner Christ _____
Commissioner Zoch _____

3 Public Discussion/Comments (Individual comments are limited to 3 minutes)

4 Approval of Minutes **(2 - 3)**
-Regular Meeting, August 18 , 2026

5 Financials & Productions Stats for August 2026 **(4 - 12)**

6 Approval of Record of Disbursements for August 2026 **(13 - 31)**

7 Old Business

8 New Business
8.1 - SMMPA 69 kV Transmission Purchase **(32 - 36)**
8.2 - Dave Berg Rate Study **(37)**
8.3 - Approval of PO 15999 **(38 - 40)**

9 Staff Updates
9.1 - Water/Wastewater Departments
9.2 - Line Departments

10 Date and Time of Next Meetings:
- Work Session - Tuesday, October 6, 2026
- Regular Meeting - Tuesday, October 20, 2026

11 Adjournment

Fairmont Public Utilities Commission
September 15, 2026

Agenda Item: 4

From: Julie Zarling, Assistant Finance Director
To: Public Utilities Commission

Subject: PUC Minutes from Regular meeting on August 18, 2026

Policy/Action Requested:
Vote Required: __X__ Simple Majority _____ Roll Call

Recommendation: Approval

Overview:

Budget Impact: N/A

Attachments: PUC Minutes Regular Meeting, August 18, 2026

****

PUC Action: _____ Date: _____

PUBLIC UTILITIES COMMISSION
REGULAR MEETING

Tuesday, August 18, 2026
7:30 AM
City Hall Conference Room
Meeting held in person

IN ATTENDANCE: Commissioners Werre, Struss, Christ and Zoch

ALSO IN ATTENDANCE: Public Works/Utilities Director York, Finance Director Hoye, Assistant Finance Director Zarling, Water/Wastewater Superintendent Powers

ABSENT:

Commissioner Werre called the meeting to order at 7:30 AM.

Commissioner Werre called for Public Discussion and Comments. No individuals were present for public comment at the meeting.

A motion was made by Mr. Struss, seconded by Mr. Christ and carried to approve the July 21, 2026 minutes.

Assistant Finance Director Zarling presented the financial and capital expense report and production stats for July 2026. Discussion with no action taken.

Assistant Finance Director Zarling presented the record of disbursements for July 2026. Discussion was held. A motion was made by Mr. Zoch, seconded by Mr. Struss and carried to approve the July 2026 record of disbursements.

In new business, Public Works/Utilities Director York asked for the approval of PO 15970 to Wesco to purchase 3 reels of 500 MCM EPR 15KV high Voltage Cable for the FES Substation CIP Project. A motion was made by Mr. Zoch seconded by Mr. Struss and carried to approve the purchase of PO 15970 from the lowest bid from Wesco.

Water/Wastewater Superintendent Powers gave an update on his departments. The wastewater plant is moving forward nicely. They are doing interviews for a new wastewater operator. The tank farm still needs a few items done to complete the project.

Public Works/Utilities Director York gave an update on the electric department. Electric Superintendent Heide had his last day on Thursday. The job opening is now closed and they will start conducting interviews. They are int eh process of getting the RR to work with us on our project to get line from FES to the WIP station. This has been very difficult.

It was moved by Mr. Werre, seconded by Mr. Christ, and approved to adjourn the meeting at 8:00 AM.

_____

Perry Struss, Secretary

Fairmont Public Utilities Commission
September 15, 2026

Agenda Item: 5

From: Julie Zarling, Assistant Finance Director
To: Public Utilities Commission

Subject: Financial Report & Production Stats: August 2026

Policy/Action Requested:
Vote Required: ____ Simple Majority _____ Roll Call

Recommendation: Informational

Overview:

Financial Reports, Stats, and the Capital Expenditure Summary for August 2026 are included for review.

Budget Impact: N/A

Attachments: August Financial Report, Capital Expenditures Summary, & Production Statistics

****

PUC Action: _____ Date: _____

FAIRMONT PUBLIC UTILITIES COMMISSION

INCOME STATEMENT SUMMARY: 2026 & 2025

	2026				2025			
WATER DEPARTMENT	**AUG**	**YTD**	**BUDGET**	**% BUDGET**	**AUG**	**YTD**	**BUDGET**	**% BUDGET**
WATER DEPT REVENUE	$642,353.22	$5,618,512.87	$6,981,528.00	80.48%	$623,403.50	$4,745,793.90	$6,673,491.00	71.11%
WATER FILTRATION PLANT EXP.	$117,667.74	$1,097,985.77	$1,811,086.00	60.63%	$168,919.80	$1,092,017.41	$1,791,990.00	60.94%
WATER DISTRIB EXP.	$55,272.09	$442,366.96	$871,436.00	50.76%	$63,194.96	$526,337.97	$909,008.00	57.90%
WATER ADMIN EXP.	$14,243.60	$158,695.61	$274,081.00	57.90%	$23,080.45	$160,314.85	$240,357.00	66.70%
WATER MISC EXP.	$99,254.55	$1,282,228.87	$1,694,793.00	75.66%	$96,479.03	$1,203,764.60	$1,595,268.00	75.46%
TRANSFER OUT TO OTHER FUNDS	$18,095.39	$144,763.12	$217,145.00	66.67%	$17,178.89	$137,431.12	$206,147.00	66.67%
TOTAL WATER DEPT EXP.	$304,533.37	$3,126,040.33	$4,868,541.00	64.21%	$368,853.13	$3,119,865.95	$4,742,770.00	65.78%
WATER DEPT NET INCOME (LOSS)	$337,819.85	$2,492,472.54	$2,112,987.00	117.96%	$254,550.37	$1,625,927.95	$1,930,721.00	84.21%

	2026				2025			
WASTEWATER DEPARTMENT	**AUG**	**YTD**	**BUDGET**	**% BUDGET**	**AUG**	**YTD**	**BUDGET**	**% BUDGET**
WASTEWATER DEPT REVENUE	$344,583.82	$5,553,740.42	$7,545,356.00	73.60%	$310,945.88	$2,988,915.62	$3,597,816.00	83.08%
WASTEWATER TREATMENT PLANT EXP.	$96,323.36	$931,377.48	$1,475,259.00	63.13%	$120,663.70	$940,116.22	$1,328,668.00	70.76%
WASTEWATER COLLECTION EXP.	$38,485.82	$348,776.39	$526,906.00	66.19%	$22,592.67	$238,229.04	$538,347.00	44.25%
WASTEWATER ADMIN EXP.	$10,445.96	$105,448.19	$179,580.00	58.72%	$27,055.69	$193,201.42	$155,466.00	124.27%
WASTEWATER MISC EXP.	$82,078.71	$1,018,819.27	$1,609,040.00	63.32%	$75,202.65	$601,292.50	$840,750.00	71.52%
TRANSFER OUT TO OTHER FUNDS	$10,214.90	$81,719.20	$122,579.00	66.67%	$9,948.73	$79,589.84	$119,385.00	66.67%
TOTAL WASTEWATER DEPT EXP.	$237,548.75	$2,486,140.53	$3,913,364.00	63.53%	$255,463.44	$2,052,429.02	$2,982,616.00	68.81%
WASTEWATER DEPT NET INCOME (LOSS)	$107,035.07	$3,067,599.89	$3,631,992.00	84.46%	$55,482.44	$936,486.60	$615,200.00	152.22%

	2026				2025			
ELECTRIC DEPARTMENT	**AUG**	**YTD**	**BUDGET**	**% BUDGET**	**AUG**	**YTD**	**BUDGET**	**% BUDGET**
ELECTRIC DEPT REVENUE	$1,879,556.39	$11,935,061.26	$17,249,464.00	69.19%	$1,724,819.12	$11,748,219.43	$17,429,298.00	67.41%
PURCHASE POWER EXP.	$1,202,865.27	$8,123,867.69	$11,114,203.00	73.09%	$1,187,339.56	$8,362,405.80	$12,236,276.00	68.34%
ELECTRIC DISTRIB EXP.	$173,906.00	$1,291,041.79	$2,058,958.00	62.70%	$146,934.41	$1,326,855.17	$1,968,505.00	67.40%
ELECTRIC ADMIN EXP.	$54,438.21	$521,005.65	$877,723.00	59.36%	$77,982.02	$554,550.62	$806,358.00	68.77%
ELECTRIC DEPT MISC EXP.	$39,144.40	$323,009.55	$602,659.00	53.60%	$35,678.87	$353,540.84	$605,709.00	58.37%
TRANSFER OUT TO OTHER FUNDS	$50,023.04	$400,184.32	$600,276.00	66.67%	$51,205.72	$409,645.73	$614,468.00	66.67%
TOTAL ELECTRIC DEPT EXP.	$1,520,376.92	$10,659,109.00	$15,253,819.00	69.88%	$1,499,140.58	$11,006,998.16	$16,231,316.00	67.81%
ELECTRIC DEPT NET INCOME (LOSS)	$359,179.47	$1,275,952.26	$1,995,645.00	63.94%	$225,678.54	$741,221.27	$1,197,982.00	61.87%

FAIRMONT PUBLIC UTILITIES COMMISSION

CAPITAL EXPENDITURE SUMMARY

2026

Water Department

Project Name	Project Cost/ Approved Budget	Change Orders	Adjusted Contract	Total Spent	Current/Future Commitments	Estimated Total Project Spent
Raw Water Lake Wall Replacement	$ 400,000.00		$ 400,000.00	$ 35,111.00		$ 35,111.00
Hydro Vac Unit	$ 700,000.00		$ 700,000.00	$ 633,281.77		$ 633,281.77
Lime Press Upgrades	$ 85,000.00		$ 85,000.00	$ 45,396.63		$ 45,396.63
Lead Service Line Project (2025-Grant Funded)	$ -		$ -	$ 1,043,687.35		$ 1,043,687.35
Totals	**$ 1,185,000.00**	**$ -**	**$ 1,185,000.00**	**$ 1,757,476.75**	**$ -**	**$ 1,757,476.75**

Wastewater Department

Project Name	Project Cost/ Approved Budget	Change Orders	Adjusted Contract	Total Spent	Current/Future Commitments	Estimated Total Project Spent
UV/Solids handling upgrade project (CIP 2024)	$ 33,745,515.00		$ 33,745,515.00	$ 28,790,120.93		$ 28,790,120.93
Lift Station rehab/repair/monitoring	$ 150,000.00		$ 150,000.00	$ 175,825.53		$ 175,825.53
West Areation Basin Repairs	$ 85,000.00		$ 85,000.00			$ -
Head Works Improvements	$ 100,000.00		$ 100,000.00	$ 41,885.81		$ 41,885.81
Totals	**$ 34,080,515.00**	**$ -**	**$ 34,080,515.00**	**$ 29,007,832.27**	**$ -**	**$ 29,007,832.27**

Electric Department

Project Name	Project Cost/ Approved Budget	Change Orders	Adjusted Contract	Total Spent	Current/Future Commitments	Estimated Total Project Spent
New Transformers	$ 230,000.00		$ 230,000.00	$ 161,575.00	$ 20,035.00	$ 181,610.00
Underground Conductors	$ 160,000.00		$ 160,000.00	$ 11,751.12		$ 11,751.12
Replace High Voltage Switches	$ 280,000.00		$ 280,000.00	$ -	$ 153,448.02	$ 153,448.02
10th Street SUB Modifications/Breakers (CIP 2024)	$ 4,088,500.00		$ 4,088,500.00	$ 4,035,989.92	$ 281,572.64	$ 4,317,562.56
FES Sub Transformer Replace/Switchgear (CIP 2024)	$ 6,248,950.00		$ 6,248,950.00	$ 2,216,554.49	$ 1,951,808.21	$ 4,168,362.70
West Industrial Park Substation (Substation) (CIP 2024)	$ 8,404,600.00		$ 8,404,600.00	$ 903,132.13	$ 798,730.25	$ 1,701,862.38
Downtown Lighting/Bollard/sign Replacement	$ 235,000.00		$ 235,000.00	$ -		$ -
Replace Bucket Truck	$ 390,000.00		$ 390,000.00	$ -	$ 396,461.00	$ 396,461.00
Bury Lake Ave Distribution	$ 165,000.00		$ 165,000.00	$ 67,060.00	$ -	$ 67,060.00
Replace/Re-purpose Truck #223	$ 57,000.00		$ 57,000.00	$ -	$ 48,790.00	$ 48,790.00
GIS Training/Consulting/Workstations	$ 50,000.00		$ 50,000.00	$ 19,499.40		$ 19,499.40
Replace SCADA System	$ 650,000.00		$ 650,000.00	$ 71,882.90		$ 71,882.90
69kv breaker/DC/East Chain Sub	$ 120,000.00		$ 120,000.00	$ -		$ -
Street Improvement Projects	$ 20,000.00		$ 20,000.00	$ -		$ -
Replace Street Light Poles Blue Earth Avenue	$ 368,000.00		$ 368,000.00	$ -		$ -
Replace Printer	$ 6,500.00		$ 6,500.00	$ 6,744.35		$ 6,744.35
Replace Locate Van	$ 57,000.00		$ 57,000.00	$ 62,010.12		$ 62,010.12
Hospital Switchgear Upgrade	$ 130,000.00		$ 130,000.00	$ -		$ -
Replace Fork Lift	$ 42,000.00		$ 42,000.00	$ 37,516.81		$ 37,516.81
Repair and Clean Buss at FES Sub	$ 20,000.00		$ 20,000.00	$ 29,759.00		$ 29,759.00
Replace Vacuum Excavator	$ 83,000.00		$ 83,000.00	$ 53,320.37		$ 53,320.37
Replace Core Drill	$ 7,000.00		$ 7,000.00	$ 4,629.37		$ 4,629.37
Install Backup Generator at Line Department	$ 17,000.00		$ 17,000.00	$ -		$ -
Totals	**$ 21,829,550.00**	**$ -**	**$ 21,829,550.00**	**$ 7,681,424.98**	**$ 3,650,845.12**	**$ 11,332,270.10**

FAIRMONT PUBLIC UTILITIES

ELECTRIC DEPT STATISTICAL COMPARISON - AUGUST

ACCOUNT #	DESCRIPTION	AUG KWH 2026	AUG KWH 2025	AUG REVENUE 2026	AUG REVENUE 2025
604-37400-37411	Residential Light Sales	3,545,534	3,419,603	$463,436.28	$448,127.62
604-37400-37412	Residential Heat Sales	929,859	897,676	$117,952.28	$114,217.92
604-37400-37413	Commercial Service Sales	1,961,847	1,972,072	$250,388.33	$251,641.22
604-37400-37414	Seasonal Commercial Heat Sales	48,701	52,876	$5,956.13	$6,393.18
604-37400-37415	General Service Sales	1,680,960	1,586,868	$188,384.56	$180,463.41
604-37400-37416	Industrial Sales	4,833,069	4,978,216	$515,053.56	$539,516.16
604-37400-37417	All Electric Sales	757,234	753,464	$79,720.42	$79,524.39
604-37400-37418	Rural Electric Sales	332,644	313,349	$43,826.72	$41,423.52
604-37400-37420	Filter Plant Power	132,072	110,060	$11,239.33	$9,366.11
604-37400-37421	WW Treatment Plant Power	126,034	128,480	$10,725.49	$10,933.65
604-37400-37423	Municipal Street Lighting	37,255	34,129	$3,405.13	$3,119.41
604-37400-37422	EV Charging Stations			$141.94	$221.36
604-37400-37426	Security & Street Lighting	3,494	3,168	$899.48	$905.44
604-37400-37419	Energy Cost Adjustment			$163,341.07	$3.55
	TOTAL SALES	**14,388,703**	**14,249,961**	**$1,854,470.72**	**$ 1,685,856.94**

ELECTRIC PURCHASES	2026	2025
TIE LINE - SMMPA 69 KV (BILLED)	**13,592,940**	**13,576,187**
TIE LINE - WAPA 69 KV (BILLED)	**261,000**	**261,000**
TOTAL PURCHASES (69 KV)	**13,853,940**	**13,837,187**
SALES TO PURCHASES DIFFERENCIAL	**(534,763)**	**(412,774)**
	103.86%	**102.98%**

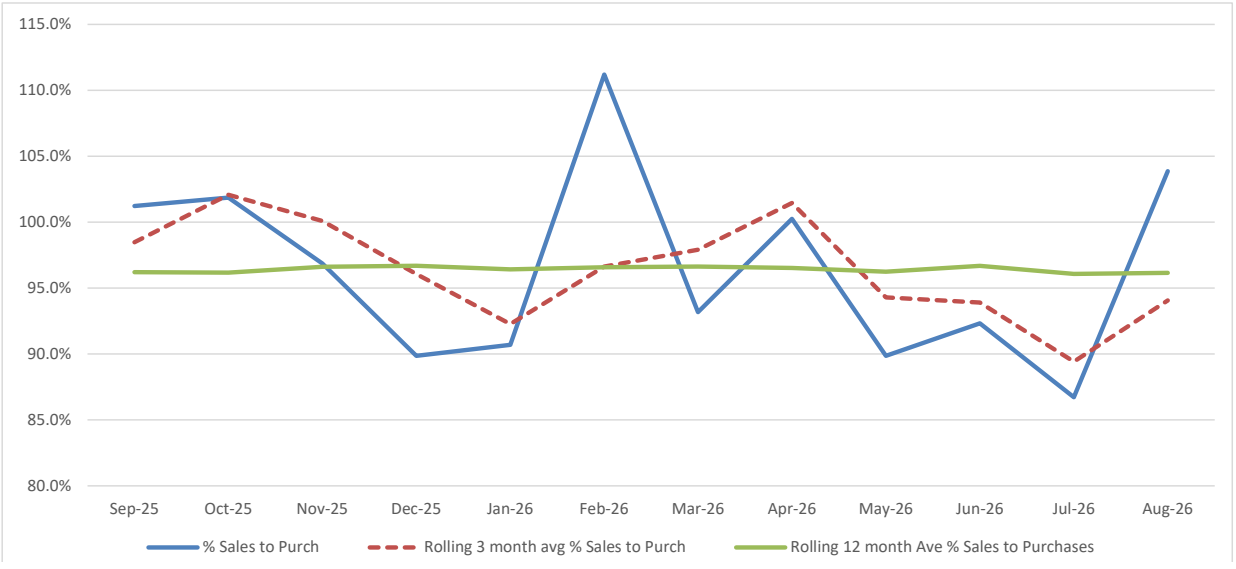

City of Fairmont
Demand Ratchet Costs - 2026

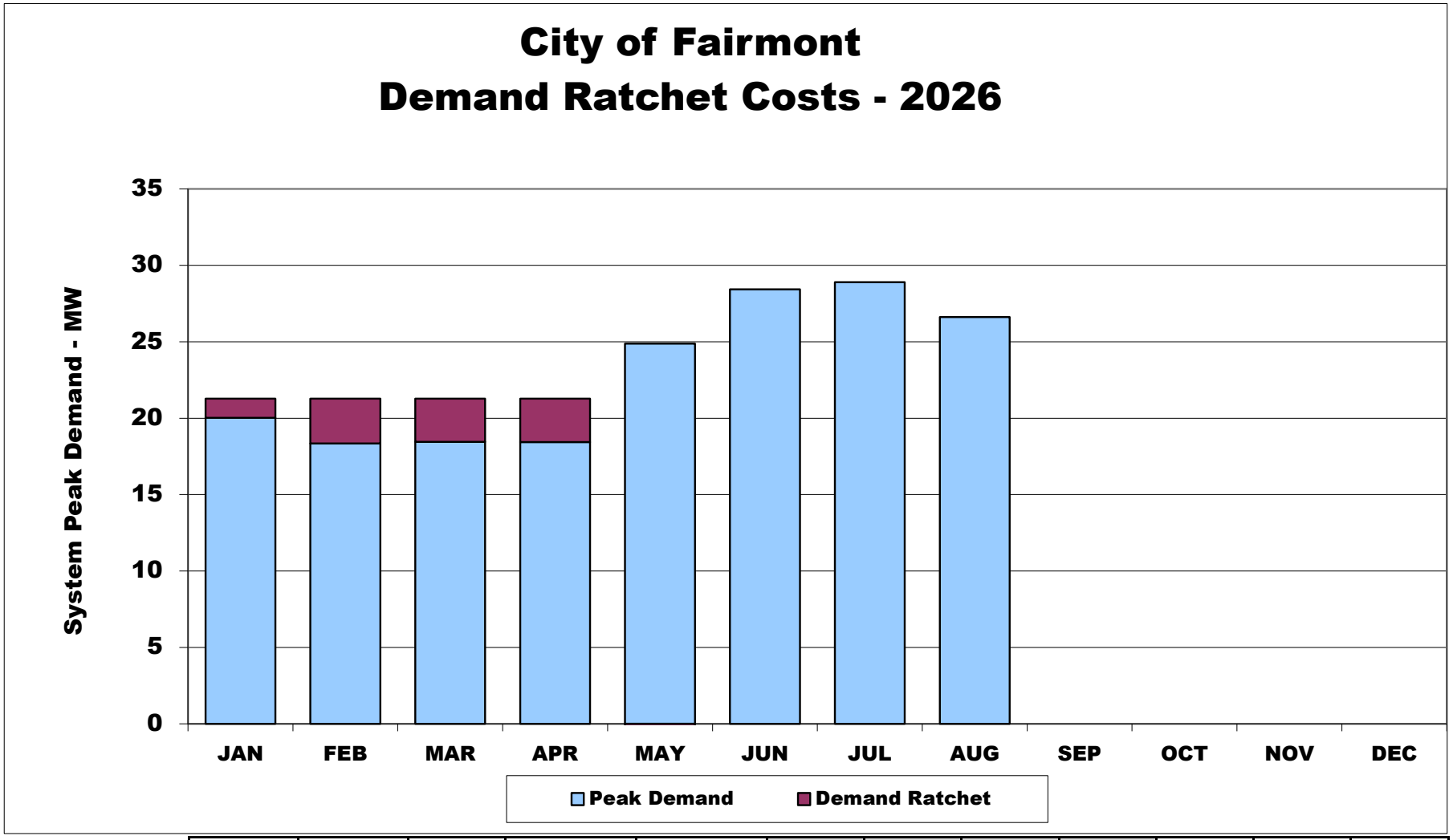

	JAN	FEB	MAR	APR	MAY	JUN	JUL	AUG	SEP	OCT	NOV	DEC
PEAK DEMAND	20,025	18,346	18,456	18,439	24,870	28,422	28,893	26,621				
RATCHET DEMAND	21,274	21,274	21,274	21,274	21,274							
DIFFERENCE	1,249	2,928	2,818	2,835	-3,596					0	0	0
RATCHET COST	$13,677	$28,607	$27,532	$27,698	$0					$0	$0	$0

TOTAL RATCHET COSTS $97,514

JAN - MAY: RATCHET BASED ON SYSTEM PEAK OF 28,749 SET ON JULY 22, 2025
JUN - SEP: ANNUAL PEAK MEASUREMENT PERIOD.
OCT-DEC: RATCHET BASED ON SYSTEM PEAK SET SUMMER OF 2026 - TBD
Ratchet is 74% of peak demand.

FAIRMONT PUBLIC UTILITIES - COMPARISON OF PURCHASE POWER TO SALES

FOR YEAR 2026

	SMMPA									WAPA									
	ACTUAL DEMAND	BILLED DEMAND	KWH	DEMAND $$	ENERGY $$	ECA $$	WHEELING	TOTAL BILL	AVERAGE COST/KWH	BILLED DEMAND	KWH	TOTAL BILL	AVERAGE COST/KWH	TOTAL KWH PURCHASED	TOTAL PURCHASED POWER COST	2026 AVE COST KWH	TOTAL KWH SOLD TO CUSTOMERS	TOTAL REVENUE	2026 AVE REV KWH SOLD
JAN	20,025	21,274	11,823,795	$304,814.64	$652,171.65	$80,010.14	$0.00	$1,036,996.43	$0.08770	784	286,000	$10,521.60	$0.03679	12,109,795	$1,047,518.03	$0.08650	10,983,292	$1,330,184.98	$0.12111
FEB	18,346	21,274	10,104,207	$270,223.38	$500,455.87	$236,475.90	$0.00	$1,007,155.15	$0.09968	785	287,000	$10,546.20	$0.03675	10,391,207	$1,017,701.35	$0.09794	11,554,603	$1,586,387.95	$0.13729
MAR	18,456	21,274	10,393,531	$270,597.38	$515,238.41	$51,440.52	$0.00	$837,276.31	$0.08056	782	342,000	$11,493.20	$0.03361	10,735,531	$848,769.51	$0.07906	10,003,305	$1,254,490.75	$0.12541
APR	18,439	21,274	9,810,761	$270,539.58	$489,811.12	$77,795.58	$0.00	$838,146.28	$0.08543	774	358,000	$11,718.80	$0.03273	10,168,761	$849,865.08	$0.08358	10,193,491	$1,318,503.69	$0.12935
MAY	24,870	24,870	10,743,535	$327,537.90	$528,644.91	($42,353.06)	$0.00	$813,829.75	$0.07575	569	252,000	$8,418.20	$0.03341	10,995,535	$822,247.95	$0.07478	9,881,632	$1,189,448.00	$0.12037
JUN	28,422	28,422	12,446,241	$374,317.74	$624,331.78	$18,790.44	$0.00	$1,017,439.96	$0.08175	578	232,000	$8,129.20	$0.03504	12,678,241	$1,025,569.16	$0.08089	11,705,648	$1,428,403.74	$0.12203
JUL	28,893	28,893	15,254,627	$380,520.81	$763,980.18	$76,133.66	$0.00	$1,220,634.65	$0.08002	578	246,000	$8,375.60	$0.03405	15,500,627	$1,229,010.25	$0.07929	13,442,467	$1,684,381.67	$0.12530
AUG	26,621	26,621	13,592,940	$350,598.57	$673,410.81	$152,592.03	$0.00	$1,176,601.41	$0.08656	546	261,000	$8,415.60	$0.03224	13,853,940	$1,185,017.01	$0.08554	14,388,703	$1,854,470.72	$0.12888
SEP							$0.00	$0.00	#DIV/0!				#DIV/0!	0	$0.00	#DIV/0!			#DIV/0!
OCT							$0.00	$0.00	#DIV/0!				#DIV/0!	0	$0.00	#DIV/0!			#DIV/0!
NOV							$0.00	$0.00	#DIV/0!				#DIV/0!	0	$0.00	#DIV/0!			#DIV/0!
DEC							$0.00	$0.00	#DIV/0!				#DIV/0!	0	$0.00	#DIV/0!			#DIV/0!
TOT			94,169,637	$2,549,150.00	$4,748,044.73	$650,885.21	$0.00	$7,948,079.94	$0.08440	5,396	2,264,000	$77,618.40	$0.03428	96,433,637	$8,025,698.34	$0.08323	92,153,141	$11,646,271.50	$0.1264
																		AVE KWH COST	$0.0832
																		KWH SOLD	$0.0871
																		KWH MARGIN	$0.0393

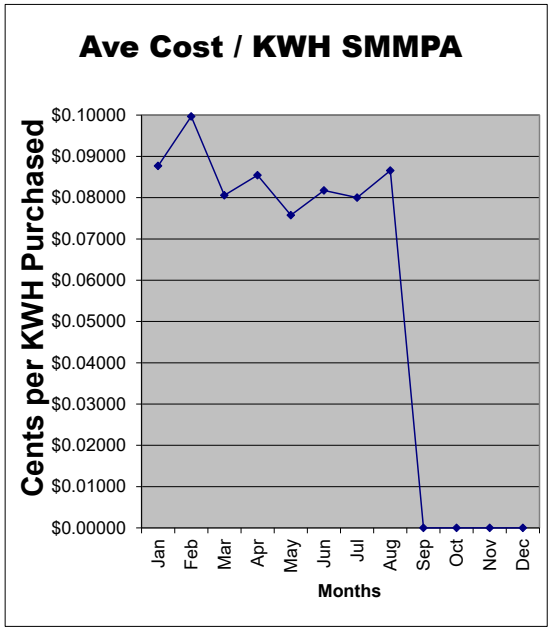

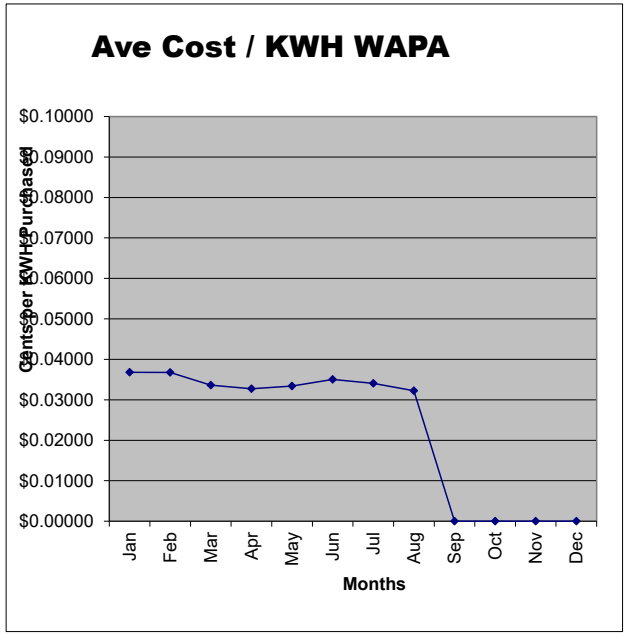

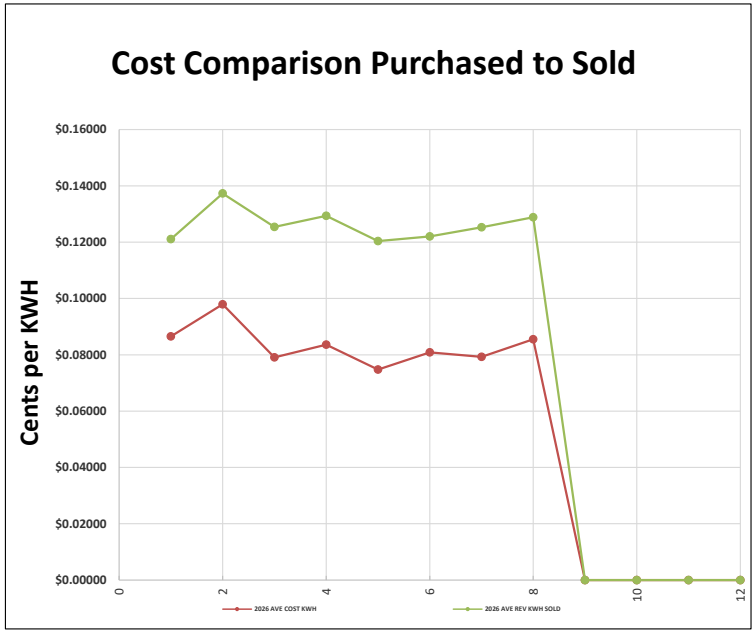

PUBLIC UTILITIES COMMISSION WATER DEPARTMENT STATISTICS FOR 2026

	JAN	FEB	MAR	APR	MAY	JUN	JUL	AUG	SEP	OCT	NOV	DEC
RAW WATER	43,288,450	41,037,760	44,988,270	44,996,280	49,514,470	48,788,180	51,028,710	51,002,820				
ACCOUNTED LOSS	27,769	52,642	189,555	80,905	67,895	132,766	65,853	70,831				
FINISHED WATER	42,860,970	40,639,670	44,161,280	44,150,430	48,513,080	48,088,160	50,296,190	50,153,520				
TOTAL PLANT LOSS	**399,711**	**345,448**	**637,435**	**764,945**	**933,495**	**567,254**	**666,667**	**778,469**	**0**	**0**	**0**	**0**
RESIDENTIAL SALES	12,894,960	12,335,181	10,428,155	12,525,023	12,630,724	13,435,132	14,259,805	14,364,886				
COMMERCIAL SALES	7,597,832	8,967,893	7,747,425	8,482,555	9,229,612	10,663,480	11,386,482	12,023,247				
INDUSTRIAL SALES	17,867,893	17,211,729	16,881,862	18,634,571	18,125,702	18,800,198	19,116,640	19,308,741				
TOTAL WATER SALES	**38,360,685**	**38,514,803**	**35,057,442**	**39,642,149**	**39,986,038**	**42,898,810**	**44,762,927**	**45,696,874**	**0**	**0**	**0**	**0**
ACCOUNTED LOSS	430,260	322,000	138,600	342,000	566,320	225,545	523,757	498,850				
UNACCOUNTED LOSS	4,070,025	1,802,867	8,965,238	4,166,281	7,960,722	4,963,805	5,009,506	3,957,796	0	0	0	0
% OF NET FINISHED WATER	9.50%	4.44%	20.30%	9.44%	16.41%	10.32%	9.96%	7.89%	#DIV/0!	#DIV/0!	#DIV/0!	#DIV/0!
PEAK DAY VOL	1,595,300	1,574,100	1,891,500	1,701,900	1,793,900	1,821,300	1,853,900	1,897,100				
PEAK DATE	01/24/26	02/07/26	03/25/26	04/19/26	05/15/26	06/27/26	07/28/26	08/26/26				
AVERAGE DAY VOL	1,382,600	1,451,400	1,424,600	1,471,700	1,564,900	1,602,900	1,622,500	1,617,900				
RESIDENTIAL SALES $$	$295,429.77	$291,396.05	$276,796.36	$290,758.52	$293,031.68	$300,306.34	$307,729.85	$309,262.01				
COMMERCIAL SALES $$	$105,658.53	$117,747.59	$106,905.20	$113,567.31	$120,082.68	$132,799.19	$139,477.34	$145,161.36				
INDUSTRIAL SALES $$	$134,070.64	$128,807.29	$126,161.30	$140,220.46	$136,138.62	$132,077.37	$144,087.32	$145,628.24				
TOTAL SALES $$$	**$535,158.94**	**$537,950.93**	**$509,862.86**	**$544,546.29**	**$549,252.98**	**$565,182.90**	**$591,294.51**	**$600,051.61**	**$0.00**	**$0.00**	**$0.00**	**$0.00**

WATER DEPARTMENT TOTALS YEAR TO DATE

	2026	2025	
RAW WATER	374,644,940	352,239,020	GAL
ACCOUNTED PLANT LOSS	688,216	0	
FINISHED WATER	368,863,300	347,458,850	GAL
TOTAL PLANT LOSS	5,093,424	4,780,170	
RESIDENTIAL SALES	102,873,866	103,175,820	GAL
COMMERCIAL SALES	76,098,526	72,969,815	GAL
INDUSTRIAL SALES	145,947,336	122,571,748	GAL
TOTAL WATER SALES	324,919,728	298,717,383	GAL
ACCOUNTED LOSSES	3,047,332	4,741,760	GAL
UNACCOUNTED LOSSES	40,896,240	43,999,707	GAL
% OF NET FINISHED WATER	11.09%	12.66%	
YTD RESIDENTIAL SALES $$	$2,364,710.58	$2,367,924.32	
YTD COMMERCIAL SALES $$	$981,399.20	$950,895.43	
YTD INDUSTRIAL SALES $$	$1,087,191.24	$909,158.18	
YTD WATER SALES TOTAL $$	$4,433,301.02	$4,227,977.93	
REVENUE PER GALLON SOLD	$0.013644	$0.014154	
GROWTH RATE OF REV/GAL SOLD	0.96400	1.05081	

PUBLIC UTILITIES COMMISSION WASTEWATER DEPARTMENT STATISTICS FOR THE YEAR 2026

	JAN	FEB	MAR	APR	MAY	JUN	JUL	AUG	SEP	OCT	NOV	DEC
TOTAL FLOW	39,010,000	36,200,000	45,710,000	47,860,000	49,180,000	42,470,000	46,240,000	51,310,000				
DAILY FLOW	1,260,000	1,290,000	1,470,000	1,600,000	1,590,000	1,420,000	46,240,000	1,660,000				
MAXIMUM FLOW	1,390,000	1,440,000	1,890,000	1,880,000	2,160,000	1,780,000	2,650,000	2,640,000				
MINIMUM FLOW	1,190,000	1,200,000	1,240,000	1,410,000	1,350,000	1,120,000	1,140,000	1,390,000				
I & I % OF TOTAL FLOW	26.18%	18.75%	42.12%	38.87%	38.07%	19.00%	20.66%	24.55%				
INFLUENT AVERAGE:												
LBS / DAY BOD	3,714	3,565	3,470	4,720	4,510	3,151	3,651	3,438				
LBS / DAY TSS	3,235	3,577	5,443	6,691	4,474	3,209	3,696	4,659				
EFFLUENT BOD:												
AVERAGE BOD	2.4	2.3	2.6	2.3	4.0	4.7	4.6	2.9				
MAXIMUM BOD	3.7	3.6	4.0	2.0	6.8	6.7	14.4	6.7				
MINIMUM BOD	2.0	2.0	2.0	2.9	2.0	1.7	2.0	1.0				
EFFLUENT TSS:												
AVERAGE TSS	8	8	7	4	5	5	8	6				
MAXIMUM TSS	13	13	15	9	9	12	14	16				
MINIMUM TSS	3	2	3	2	2	2	3	3				
# OF DAYS OVER												
PERMIT LIMITS	0	0	0	0	0	0	0	0				
ELECTRIC USE - KWH	118,208	121,306	102,980	113,774	114,102	115,684	119,726	126,034				
ELECTRIC USE - COST	$10,059.50	$12,407.30	$9,225.16	$10,572.68	$9,232.68	$10,066.36	$10,974.20	$12,168.20				
REVENUE:												
RESIDENTIAL	$130,949.82	$129,353.59	$123,907.44	$129,394.68	$130,172.90	$122,007.94	$123,107.95	$123,154.90				
COMMERCIAL	$45,868.80	$44,453.01	$42,692.91	$59,262.77	$49,407.15	$56,325.33	$51,119.03	$53,881.07				
INDUSTRIAL	$35,870.34	$41,660.43	$44,509.87	$43,336.27	$46,326.47	$58,841.50	$50,373.91	$71,717.40				
TOTAL REVENUE	**$212,688.96**	**$215,467.03**	**$211,110.22**	**$231,993.72**	**$225,906.52**	**$237,174.77**	**$224,600.89**	**$248,753.37**	**$0.00**	**$0.00**	**$0.00**	**$0.00**

BOD = Biodegradable Oxygen Demand
TSS= Total Suspended Solids

WASTEWATER DEPARTMENT TOTALS YEAR TO DATE

	YEAR 2026	YEAR 2025
TOTAL FLOW TO PLANT, GALLONS	357,980,000	438,440,000
I & I % OF TOTAL FLOW	28.53%	39.42%
DAYS EXCEEDING PERMIT LIMITS	0	0
TOTAL ELECTRIC - KWH	931,814	974,524
TOTAL ELECTRIC - COST	$84,706.08	$ 84,888.52
TOTAL RESIDENTIAL REVENUE	$1,012,049.22	$951,062.54
TOTAL COMMERCIAL REVENUE	$403,010.07	$353,137.95
TOTAL INDUSTRIAL REVENUE	$392,636.19	$467,446.49
TOTAL REVENUE	**$1,807,695.48**	**$1,771,646.98**

Fairmont Public Utilities Commission
September 15, 2026

Agenda Item: 6

From: Julie Zarling, Assistant Finance Director
To: Public Utilities Commission

Subject: Record of Disbursements- August 2026

Policy/Action Requested:
Vote Required: __X__ Simple Majority _____ Roll Call

Recommendation: Approval

Overview:

Approval is requested for the Commissioners' Record of Disbursements for August 2026

Budget Impact:

Attachments: PUC Check Listing for August 2026

****

PUC Action: _____ Date: _____

AP
PUC CHECKS

User: juliezar
Printed: 9/11/2026 4:15:08 PM

Last Name	Acct 1	Amount	Check Date	Check Num	Description
A1 Concrete Grinding & Mudjacking Shriver, Loren	601-49430-40200	2,750.00	8/13/2026	173967	Homewood & Cedar
A1 Concrete Grinding & Mudjacking Shriver, Loren		2,750.00			
Accela, Inc.	602-49450-31200	3,000.00	8/19/2026	174011	Element XS On Prem Subscrip, 811 OnPrem Subscrip 8/1/26 to 7/31/
Accela, Inc.	604-49570-31200	6,500.00	8/19/2026	174011	Element XS On Prem Subscrip, 811 OnPrem Subscrip 8/1/26 to 7/31/
Accela, Inc.	601-49430-31200	3,000.00	8/19/2026	174011	Element XS On Prem Subscrip, 811 OnPrem Subscrip 8/1/26 to 7/31/
Accela, Inc.		12,500.00			
Advanced Engineering & Environmental Services, LLC	601-49400-31200	417.00	8/20/2026	174055	services through 6/27-7/31/26 I&C system services
Advanced Engineering & Environmental Services, LLC		417.00			
Air Med LLC	602-00000-20200	6.76	8/3/2026	173833	Refund Check 005079-044, 505 Webster St
Air Med LLC	601-00000-20200	5.31	8/3/2026	173833	Refund Check 005079-044, 505 Webster St
Air Med LLC	604-00000-20200	0.29	8/3/2026	173833	Refund Check 005079-044, 505 Webster St
Air Med LLC	604-00000-20200	3.89	8/3/2026	173833	Refund Check 005079-044, 505 Webster St
Air Med LLC	602-00000-20200	3.63	8/3/2026	173833	Refund Check 005079-044, 505 Webster St
Air Med LLC	602-00000-20200	6.80	8/3/2026	173833	Refund Check 005079-044, 505 Webster St
Air Med LLC	601-00000-20200	10.56	8/3/2026	173833	Refund Check 005079-044, 505 Webster St
Air Med LLC	601-00000-20200	3.50	8/3/2026	173833	Refund Check 005079-044, 505 Webster St
Air Med LLC		40.74			
Air Products and Chemicals, Inc.	601-00000-14206	4,600.00	9/10/2026	174237	40k lbs carbon dioxide
Air Products and Chemicals, Inc.		4,600.00			
Altec Industries Inc	604-49570-40400	33.19	9/4/2026	174214	#224 freight for returned door latch assembly
Altec Industries Inc		33.19			

Last Name	Acct 1	Amount	Check Date	Check Num	Description
American Welding & Gas, Inc.	602-49470-40400	107.61	9/10/2026	174238	cylinder rental
American Welding & Gas, Inc.		107.61			
Aqua-Pure Inc.	601-00000-14206	2,736.00	8/20/2026	174056	tote of AF 41150 2400 lbs
Aqua-Pure Inc.	601-00000-14206	51,368.40	9/4/2026	174215	45,060 lbs of AF 41150
Aqua-Pure Inc.	601-00000-14206	1,842.50	8/20/2026	174056	40% LAS 2750lbs
Aqua-Pure Inc.	601-00000-14206	8,893.50	8/20/2026	174056	AF 4355 930 lbs & 2950lbs of AQ 3025
Aqua-Pure Inc.		64,840.40			
AT&T Mobility	604-49570-32100	46.63	9/10/2026	174239	507-230-0784-August
AT&T Mobility	601-49400-32100	46.63	9/10/2026	174239	507-230-3644-August
AT&T Mobility		93.26			
Behrends Mark	604-49595-43991	300.00	8/20/2026	174057	E-bike rebates (2)
Behrends Mark		300.00			
Beranek Chance	602-00000-20200	4.21	8/3/2026	173834	Refund Check 020171-000, 101 Scotts Ct #8
Beranek Chance	604-00000-20200	1.40	8/3/2026	173834	Refund Check 020171-000, 101 Scotts Ct #8
Beranek Chance	604-00000-20200	106.11	8/3/2026	173834	Refund Check 020171-000, 101 Scotts Ct #8
Beranek Chance	602-00000-20200	7.87	8/3/2026	173834	Refund Check 020171-000, 101 Scotts Ct #8
Beranek Chance	604-00000-20200	8.42	8/3/2026	173834	Refund Check 020171-000, 101 Scotts Ct #8
Beranek Chance	601-00000-20200	4.09	8/3/2026	173834	Refund Check 020171-000, 101 Scotts Ct #8
Beranek Chance		132.10			
Bevcomm Inc	604-49590-20220	1,223.30	8/13/2026	173968	Power Plant-Eaton 9PX 700VA 120V Online UPS
Bevcomm Inc		1,223.30			
Bliesmer Chad	604-49595-43981	246.00	8/20/2026	174058	residential AC rebate
Bliesmer Chad	604-49595-43990	50.00	8/20/2026	174058	residential furnace rebate
Bliesmer Chad		296.00			
Bock Randall	601-49440-32100	38.41	8/6/2026	0	Aug 2026 Cell Phone Reimbursement
Bock Randall		38.41			
Bolton & Menk, Inc.	601-00000-16500	12,942.00	8/19/2026	174014	Replace Retaining Wall at Raw Water Intake-Budd Lake

Last Name	Acct 1	Amount	Check Date	Check Num	Description
Bolton & Menk, Inc.	602-00000-16500	39,907.25	8/19/2026	174014	UV & Biosolids Construction Services 06/06 to 07/17/2026
Bolton & Menk, Inc.	601-00000-16500	5,362.82	8/19/2026	174014	2025 LSL Replacement Project 04/25 to 05/22/2026
Bolton & Menk, Inc.	601-00000-16500	1,949.00	8/19/2026	174014	Ground Storage Reservoir Improvements 06/06 to 07/17/2026
Bolton & Menk, Inc.	601-00000-16500	27,501.00	8/13/2026	173970	2025 LSL Replacement 07/04/2026 to 07/31/2026
Bolton & Menk, Inc.		87,662.07			
Bomgaars Supply	601-49400-43900	17.49	8/20/2026	174059	batteries
Bomgaars Supply	601-49430-40200	97.96	8/20/2026	174059	shovels
Bomgaars Supply	602-49450-43900	21.99	8/20/2026	174059	lawn repair mix
Bomgaars Supply	602-49470-40400	64.99	8/20/2026	174059	generator cord
Bomgaars Supply	602-49450-40400	69.96	8/20/2026	174059	ear plugs, work gloves, bucket
Bomgaars Supply	602-49470-43900	73.96	8/20/2026	174059	grass seed, watering can, chargers
Bomgaars Supply	601-49430-40200	22.97	8/20/2026	174059	side cutter, zip ties
Bomgaars Supply		369.32			
Border States Elec Supply	602-49470-40400	204.98	8/20/2026	174060	LITH - CSVT L48
Border States Elec Supply	602-49470-40400	-114.55	8/20/2026	174060	CRH - EYS416 1-1/4 fem/male
Border States Elec Supply		90.43			
Brau Michael/Kris	604-49595-43985	55.00	8/20/2026	174061	residential refigerator w/recycle rebate
Brau Michael/Kris		55.00			
Bruellman Josh/Melissa	602-00000-20200	2.93	8/31/2026	174153	Refund Check 014414-000, 416 E Amber Lake Dr
Bruellman Josh/Melissa	601-00000-20200	2.83	8/31/2026	174153	Refund Check 014414-000, 416 E Amber Lake Dr
Bruellman Josh/Melissa	604-00000-20200	19.08	8/31/2026	174153	Refund Check 014414-000, 416 E Amber Lake Dr
Bruellman Josh/Melissa	602-00000-20200	35.78	8/31/2026	174153	Refund Check 014414-000, 416 E Amber Lake Dr
Bruellman Josh/Melissa	602-00000-20200	5.49	8/31/2026	174153	Refund Check 014414-000, 416 E Amber Lake Dr
Bruellman Josh/Melissa	604-00000-20200	230.38	8/31/2026	174153	Refund Check 014414-000, 416 E Amber Lake Dr
Bruellman Josh/Melissa	601-00000-20200	32.96	8/31/2026	174153	Refund Check 014414-000, 416 E Amber Lake Dr
Bruellman Josh/Melissa	601-00000-20200	52.33	8/31/2026	174153	Refund Check 014414-000, 416 E Amber Lake Dr
Bruellman Josh/Melissa	604-00000-20200	11.93	8/31/2026	174153	Refund Check 014414-000, 416 E Amber Lake Dr
Bruellman Josh/Melissa		393.71			
Carquest Auto Parts Stores	604-49570-40500	5.78	9/10/2026	174240	#235 light
Carquest Auto Parts Stores	602-49450-40400	309.35	9/10/2026	174240	blower filters
Carquest Auto Parts Stores		315.13			

Last Name	Acct 1	Amount	Check Date	Check Num	Description
Carroll David/Sheree	604-49595-43991	150.00	8/20/2026	174062	E-bike rebate
Carroll David/Sheree		150.00			
Cintas Corporation	604-49570-31200	183.75	9/4/2026	174216	disinfectants for 1120 Marcus St Fairmont MN 56031
Cintas Corporation	602-49450-31200	190.31	9/4/2026	174216	medicine cabinet restock WWTP
Cintas Corporation	601-49400-31200	54.78	9/4/2026	174216	cough drops Water Plant
Cintas Corporation	604-49570-43760	2,925.12	9/4/2026	174216	laundering services for 1120 Marcus St Fairmont MN 56031
Cintas Corporation		3,353.96			
Colonial Life	604-00000-21812	80.01	8/12/2026	173921	PR Batch 00001.08.2026 Colonial Group Accident
Colonial Life	601-00000-21812	2.80	8/12/2026	173921	PR Batch 00001.08.2026 Colonial Cancer
Colonial Life	602-00000-21812	14.41	8/26/2026	174100	PR Batch 00002.08.2026 Colonial GroupSpecifiedDisease
Colonial Life	604-00000-21812	57.53	8/26/2026	174100	PR Batch 00002.08.2026 Colonial Cancer
Colonial Life	602-00000-21812	17.02	8/12/2026	173921	PR Batch 00001.08.2026 Colonial Cancer
Colonial Life	604-00000-21812	78.45	8/26/2026	174100	PR Batch 00002.08.2026 Colonial Group Accident
Colonial Life	604-00000-21812	204.09	8/26/2026	174100	PR Batch 00002.08.2026 Colonial Life Insurance
Colonial Life	601-00000-21812	149.51	8/12/2026	173921	PR Batch 00001.08.2026 Colonial Life Insurance
Colonial Life	601-00000-21812	31.24	8/12/2026	173921	PR Batch 00001.08.2026 Colonial Group Accident
Colonial Life	604-00000-21812	57.53	8/12/2026	173921	PR Batch 00001.08.2026 Colonial Cancer
Colonial Life	604-00000-21812	14.89	8/26/2026	174100	PR Batch 00002.08.2026 Colonial GroupSpecifiedDisease
Colonial Life	602-00000-21812	77.48	8/26/2026	174100	PR Batch 00002.08.2026 Colonial Disability
Colonial Life	601-00000-21812	149.51	8/26/2026	174100	PR Batch 00002.08.2026 Colonial Life Insurance
Colonial Life	604-00000-21812	14.89	8/12/2026	173921	PR Batch 00001.08.2026 Colonial GroupSpecifiedDisease
Colonial Life	601-00000-21812	35.97	8/26/2026	174100	PR Batch 00002.08.2026 Colonial Disability
Colonial Life	602-00000-21812	20.45	8/26/2026	174100	PR Batch 00002.08.2026 Colonial Group Accident
Colonial Life	604-00000-21812	204.09	8/12/2026	173921	PR Batch 00001.08.2026 Colonial Life Insurance
Colonial Life	602-00000-21812	17.03	8/26/2026	174100	PR Batch 00002.08.2026 Colonial Cancer
Colonial Life	604-00000-21812	157.67	8/26/2026	174100	PR Batch 00002.08.2026 Colonial Disability
Colonial Life	602-00000-21812	14.41	8/12/2026	173921	PR Batch 00001.08.2026 Colonial GroupSpecifiedDisease
Colonial Life	602-00000-21812	80.43	8/26/2026	174100	PR Batch 00002.08.2026 Colonial Life Insurance
Colonial Life	602-00000-21812	77.46	8/12/2026	173921	PR Batch 00001.08.2026 Colonial Disability
Colonial Life	601-00000-21812	30.89	8/26/2026	174100	PR Batch 00002.08.2026 Colonial Group Accident
Colonial Life	602-00000-21812	20.69	8/12/2026	173921	PR Batch 00001.08.2026 Colonial Group Accident
Colonial Life	601-00000-21812	36.00	8/12/2026	173921	PR Batch 00001.08.2026 Colonial Disability
Colonial Life	601-00000-21812	2.78	8/26/2026	174100	PR Batch 00002.08.2026 Colonial Cancer
Colonial Life	602-00000-21812	80.42	8/12/2026	173921	PR Batch 00001.08.2026 Colonial Life Insurance
Colonial Life	604-00000-21812	157.68	8/12/2026	173921	PR Batch 00001.08.2026 Colonial Disability
Colonial Life		1,885.33			
Cornils Jeffrey	604-00000-20200	3.62	8/3/2026	173835	Refund Check 019384-000, 1511 Falcon Dr #111

Last Name	Acct 1	Amount	Check Date	Check Num	Description
Cornils Jeffrey	602-00000-20200	14.52	8/3/2026	173835	Refund Check 019384-000, 1511 Falcon Dr #111
Cornils Jeffrey	604-00000-20200	1.84	8/3/2026	173835	Refund Check 019384-000, 1511 Falcon Dr #111
Cornils Jeffrey	604-00000-20200	44.25	8/3/2026	173835	Refund Check 019384-000, 1511 Falcon Dr #111
Cornils Jeffrey	601-00000-20200	7.48	8/3/2026	173835	Refund Check 019384-000, 1511 Falcon Dr #111
Cornils Jeffrey	602-00000-20200	7.74	8/3/2026	173835	Refund Check 019384-000, 1511 Falcon Dr #111
Cornils Jeffrey		79.45			
Cress Refrigeration	602-49470-31200	6,511.80	9/10/2026	174241	install cooling only min-split
Cress Refrigeration	601-49400-40400	734.34	9/4/2026	174217	WTP 4 dehumidifiers
Cress Refrigeration	601-49400-40400	360.44	9/4/2026	174217	WTP condensate pump
Cress Refrigeration	601-49400-40400	500.44	9/4/2026	174217	WTP condensate pump
Cress Refrigeration		8,107.02			
DGR Engineering	604-00000-16300	20,623.10	9/4/2026	174218	services through 7/31/26 GIS data cleanup - CIP - SCADA
DGR Engineering	604-00000-16500	1,136.36	9/4/2026	174218	services through 7/31/26 - CIP - WIP sub
DGR Engineering	604-00000-16500	1,236.50	9/4/2026	174218	services through 7/31/26 - CIP - 10th St Sub
DGR Engineering	604-00000-16500	3,828.50	9/4/2026	174218	services through 7/31/26 - CIP - WIP substation
DGR Engineering	604-00000-16500	6,433.50	9/4/2026	174218	services through 7/31/26 - CIP - FES Sub
DGR Engineering	604-00000-16500	4,816.12	9/4/2026	174218	services through 7/31/26 - CIP - FES distribution
DGR Engineering	604-00000-16300	1,290.00	9/4/2026	174218	services through 7/31/26 - CIP - SCADA
DGR Engineering		39,364.08			
Dresselhaus Larry	604-49595-43982	1,500.00	8/20/2026	174063	residential ducted ASHP rebate
Dresselhaus Larry		1,500.00			
Driehorst Debra	604-00000-20200	8.70	8/3/2026	173836	Refund Check 016223-000, 1001 Pheasant Av 305
Driehorst Debra	604-00000-20200	308.52	8/3/2026	173836	Refund Check 016223-000, 1001 Pheasant Av 305
Driehorst Debra		317.22			
EFTPS	604-00000-21809	772.56	8/12/2026	0	PR Batch 00001.08.2026 Medicare Employer Portion
EFTPS	601-00000-21803	2,512.25	8/26/2026	0	PR Batch 00002.08.2026 FICA Employee Portion
EFTPS	602-00000-21803	1,469.44	8/26/2026	0	PR Batch 00002.08.2026 FICA Employee Portion
EFTPS	602-00000-21801	1,866.34	8/26/2026	0	PR Batch 00002.08.2026 Federal Income Tax
EFTPS	604-00000-21809	1,221.11	8/26/2026	0	PR Batch 00002.08.2026 Medicare Employer Portion
EFTPS	604-00000-21803	3,303.30	8/12/2026	0	PR Batch 00001.08.2026 FICA Employee Portion
EFTPS	602-00000-21809	343.65	8/26/2026	0	PR Batch 00002.08.2026 Medicare Employee Portion
EFTPS	602-00000-21803	1,469.44	8/26/2026	0	PR Batch 00002.08.2026 FICA Employer Portion
EFTPS	601-00000-21809	587.53	8/26/2026	0	PR Batch 00002.08.2026 Medicare Employer Portion

Last Name	Acct 1	Amount	Check Date	Check Num	Description
EFTPS	602-00000-21801	1,997.31	8/12/2026	0	PR Batch 00001.08.2026 Federal Income Tax
EFTPS	604-00000-21809	772.56	8/12/2026	0	PR Batch 00001.08.2026 Medicare Employee Portion
EFTPS	604-00000-21809	1,221.11	8/26/2026	0	PR Batch 00002.08.2026 Medicare Employee Portion
EFTPS	604-00000-21803	5,221.42	8/26/2026	0	PR Batch 00002.08.2026 FICA Employee Portion
EFTPS	604-00000-21803	3,303.30	8/12/2026	0	PR Batch 00001.08.2026 FICA Employer Portion
EFTPS	601-00000-21809	587.53	8/26/2026	0	PR Batch 00002.08.2026 Medicare Employee Portion
EFTPS	602-00000-21803	1,487.83	8/12/2026	0	PR Batch 00001.08.2026 FICA Employee Portion
EFTPS	602-00000-21809	343.65	8/26/2026	0	PR Batch 00002.08.2026 Medicare Employer Portion
EFTPS	602-00000-21809	348.01	8/12/2026	0	PR Batch 00001.08.2026 Medicare Employer Portion
EFTPS	602-00000-21809	348.01	8/12/2026	0	PR Batch 00001.08.2026 Medicare Employee Portion
EFTPS	604-00000-21801	5,320.65	8/12/2026	0	PR Batch 00001.08.2026 Federal Income Tax
EFTPS	604-00000-21803	5,221.42	8/26/2026	0	PR Batch 00002.08.2026 FICA Employer Portion
EFTPS	601-00000-21803	2,601.51	8/12/2026	0	PR Batch 00001.08.2026 FICA Employee Portion
EFTPS	602-00000-21803	1,487.83	8/12/2026	0	PR Batch 00001.08.2026 FICA Employer Portion
EFTPS	601-00000-21809	608.33	8/12/2026	0	PR Batch 00001.08.2026 Medicare Employee Portion
EFTPS	601-00000-21803	2,601.51	8/12/2026	0	PR Batch 00001.08.2026 FICA Employer Portion
EFTPS	601-00000-21803	2,512.25	8/26/2026	0	PR Batch 00002.08.2026 FICA Employer Portion
EFTPS	601-00000-21801	3,508.63	8/26/2026	0	PR Batch 00002.08.2026 Federal Income Tax
EFTPS	604-00000-21801	12,125.52	8/26/2026	0	PR Batch 00002.08.2026 Federal Income Tax
EFTPS	601-00000-21801	3,813.49	8/12/2026	0	PR Batch 00001.08.2026 Federal Income Tax
EFTPS	601-00000-21809	608.33	8/12/2026	0	PR Batch 00001.08.2026 Medicare Employer Portion
EFTPS		69,585.82			
Elan Financial Services	601-49400-43900	40.45	8/6/2026	0	Paint Supplies
Elan Financial Services	604-49570-22300	12.18	8/6/2026	0	Certified Letter to RR Company for Right of Way Permit
Elan Financial Services	601-49400-43900	20.00	8/6/2026	0	Boiler/Special Engineer License
Elan Financial Services	604-49570-20120	35.71	8/6/2026	0	Office Supplies
Elan Financial Services	604-49570-22300	92.97	8/6/2026	0	Wire Smart Cable Dispenser
Elan Financial Services		201.31			
Environmental Resource Associates	602-49450-31400	253.01	8/20/2026	174064	simple nutrients
Environmental Resource Associates		253.01			
Fairmont Sentinel	604-49590-43900	775.49	8/13/2026	173974	Utility Billing/CSR Help Wanted Ads
Fairmont Sentinel	602-49490-43900	158.37	8/13/2026	173974	Utility Billing/CSR Help Wanted Ads
Fairmont Sentinel	604-49590-43900	220.80	8/13/2026	173974	Elec Dist Sup Help Wanted Ads
Fairmont Sentinel	601-49440-43900	280.54	8/13/2026	173974	Utility Billing/CSR Help Wanted Ads
Fairmont Sentinel	602-49490-43900	1,214.40	8/13/2026	173974	Wastewater Operator Help Wanted Ads

Last Name	Acct 1	Amount	Check Date	Check Num	Description
Fairmont Sentinel		2,649.60			
Faribault County Register	602-49450-43900	119.80	8/13/2026	173975	Wastewater Operator Help Wanted Ads
Faribault County Register	601-49440-43900	27.68	8/13/2026	173975	Utility Billing/CSR Help Wanted Ads
Faribault County Register	604-49590-43900	76.50	8/13/2026	173975	Utility Billing/CSR Help Wanted Ads
Faribault County Register	602-49490-43900	15.62	8/13/2026	173975	Utility Billing/CSR Help Wanted Ads
Faribault County Register		239.60			
Federated Rural Electric Association	602-49470-38100	107.28	9/10/2026	174242	utility usage-august
Federated Rural Electric Association		107.28			
Fleet & Farm Supply	601-49400-40400	35.81	9/10/2026	174243	exterior lights materials
Fleet & Farm Supply	601-49400-40400	9.90	9/10/2026	174243	nuts and bolts
Fleet & Farm Supply	602-49470-43900	82.44	9/10/2026	174243	shop towels, paint brush pack, wire brush, paint
Fleet & Farm Supply	604-49570-22300	1.45	9/10/2026	174243	nut and bolts
Fleet & Farm Supply		129.60			
Frontier Communications	604-49570-32100	43.34	8/20/2026	174065	507-235-6081-August
Frontier Communications	604-49570-32100	99.99	8/20/2026	174065	507-238-1928-August
Frontier Communications		143.33			
Further	601-00000-21811	908.85	8/12/2026	0	PR Batch 00001.08.2026 Health Savings Account
Further	601-00000-21811	908.84	8/26/2026	0	PR Batch 00002.08.2026 Health Savings Account
Further	602-00000-21811	731.09	8/26/2026	0	PR Batch 00002.08.2026 Health Savings Account
Further	602-00000-21811	710.34	8/12/2026	0	PR Batch 00001.08.2026 Health Savings Account
Further	604-00000-21811	840.33	8/12/2026	0	PR Batch 00001.08.2026 Health Savings Account
Further	604-00000-21811	840.32	8/26/2026	0	PR Batch 00002.08.2026 Health Savings Account
Further		4,939.77			
Garbers Angie	604-49595-43991	150.00	8/20/2026	174066	E-bike rebate
Garbers Angie		150.00			
Gopher State One Call, Inc.	601-49430-31200	201.81	9/4/2026	174219	Locating Expense-August
Gopher State One Call, Inc.	602-49470-31200	201.81	9/4/2026	174219	Locating Expense-August
Gopher State One Call, Inc.	604-49570-31200	207.93	9/4/2026	174219	Locating Expense-August

Last Name	Acct 1	Amount	Check Date	Check Num	Description
Gopher State One Call, Inc.		611.55			
Grainger	601-49400-40400	604.73	9/10/2026	174244	duct fan, paper towel, cleaning towels
Grainger		604.73			
Graymont (WI) LLC	601-49400-21620	8,685.23	8/20/2026	174067	high calcium quicklime
Graymont (WI) LLC		8,685.23			
Guardian	602-00000-21812	45.94	8/12/2026	0	PR Batch 00001.08.2026 Long Term Disability
Guardian	601-00000-21812	42.43	8/26/2026	0	PR Batch 00002.08.2026 Long Term Disability
Guardian	602-00000-21812	45.96	8/26/2026	0	PR Batch 00002.08.2026 Long Term Disability
Guardian	601-00000-21812	42.47	8/12/2026	0	PR Batch 00001.08.2026 Long Term Disability
Guardian	604-00000-21812	87.49	8/26/2026	0	PR Batch 00002.08.2026 Long Term Disability
Guardian	604-00000-21812	87.45	8/12/2026	0	PR Batch 00001.08.2026 Long Term Disability
Guardian		351.74			
Hawkins, Inc.	601-00000-14206	1,080.98	8/20/2026	174068	hydrofluosilicic acid 150 gal
Hawkins, Inc.		1,080.98			
Heckman Mike	604-49570-43900	539.95	8/20/2026	174069	boot and safety glasses reimbursement
Heckman Mike		539.95			
Hometown Sanitation Services, LLC	602-49450-38420	86.97	8/20/2026	174070	recycling 300 E Margaret St Aug-Oct 2026
Hometown Sanitation Services, LLC		86.97			
Hydaker Wheatlake Company	604-00000-16500	57,894.42	8/19/2026	174029	10th St Substation 06/30 to 07/31/2026
Hydaker Wheatlake Company	604-00000-16500	94,382.50	8/19/2026	174029	10th St Substation 05/31 to 06/30/2026
Hydaker Wheatlake Company		152,276.92			
IBEW, Local Union 949	601-00000-21807	855.93	8/12/2026	173923	PR Batch 00001.08.2026 Union Dues
IBEW, Local Union 949	604-00000-21807	895.94	8/12/2026	173923	PR Batch 00001.08.2026 Union Dues
IBEW, Local Union 949	602-00000-21807	479.48	8/12/2026	173923	PR Batch 00001.08.2026 Union Dues
IBEW, Local Union 949		2,231.35			

Last Name	Acct 1	Amount	Check Date	Check Num	Description
Impact Proven Solutions	601-49440-31200	903.42	8/20/2026	174071	Monthly Utility Billing-August
Impact Proven Solutions	604-49590-31200	2,497.41	8/20/2026	174071	Monthly Utility Billing-August
Impact Proven Solutions	602-49490-31200	509.98	8/20/2026	174071	Monthly Utility Billing-August
Impact Proven Solutions		3,910.81			
Interstate Power Systems, Inc.	602-49470-31200	1,367.93	9/4/2026	174220	inspection of East Side Lift Station
Interstate Power Systems, Inc.	602-49470-31200	829.56	9/4/2026	174220	inspection of Grace Lutheran Lift Station
Interstate Power Systems, Inc.		2,197.49			
J Hokanson Print	602-49450-20120	40.53	8/28/2026	174125	Accts Payable Checks
J Hokanson Print	604-49570-20120	198.44	8/28/2026	174125	Accts Payable Checks
J Hokanson Print	601-49440-20120	71.79	8/28/2026	174125	Accts Payable Checks
J Hokanson Print		310.76			
J. H. Larson	602-49470-40200	232.41	9/4/2026	174221	oak beach lift station supplies
J. H. Larson	602-49470-40200	58.16	9/4/2026	174221	oak beach panel supplies
J. H. Larson	602-49470-40400	73.02	9/4/2026	174221	wire, bushings, straps
J. H. Larson	601-49400-40200	725.53	9/4/2026	174221	wall pack and corn cob lights
J. H. Larson	604-49570-22300	167.21	9/4/2026	174221	pleat filters
J. H. Larson	601-49400-40200	5.61	9/4/2026	174221	electrical box
J. H. Larson	602-49470-40200	337.62	9/4/2026	174221	oak beach panel wire
J. H. Larson	601-49400-40400	66.07	9/4/2026	174221	conduit elbows and couplings
J. H. Larson	602-49470-40200	830.96	9/4/2026	174221	oak beach lift panel wire
J. H. Larson	604-49570-22300	14.55	9/4/2026	174221	conduit elbows
J. H. Larson	604-00000-14207	51.64	9/4/2026	174221	rigid straps, duct tape, wire nuts
J. H. Larson	601-49400-40200	414.19	9/4/2026	174221	RAB wall pack
J. H. Larson		2,976.97			
Johnson Bob	604-49595-43983	25.00	8/20/2026	174072	residential electric range
Johnson Bob		25.00			
Jones Darcy	604-49595-43995	15.00	8/20/2026	174073	residential dehumidifier rebate
Jones Darcy		15.00			
JT Services of Minnesota	604-00000-14207	7,350.00	9/10/2026	174245	3000 ft of 3" silicore conduit

Last Name	Acct 1	Amount	Check Date	Check Num	Description
JT Services of Minnesota		7,350.00			
Koopman Dareld	604-49595-43987	25.00	8/20/2026	174074	residential clothes washer rebate
Koopman Dareld		25.00			
Lawn Solutions, Inc	602-49450-31200	6,910.00	9/4/2026	174222	landscaping per 3/11/26 estimate
Lawn Solutions, Inc		6,910.00			
Marco Technologies, LLC	601-49440-20120	20.76	8/13/2026	173984	Contract Base Rate 08/02 to 09/01/2026 Usage 07/02 to 08/01/2026
Marco Technologies, LLC	602-49490-20120	11.72	8/13/2026	173984	Contract Base Rate 08/02 to 09/01/2026 Usage 07/02 to 08/01/2026
Marco Technologies, LLC	604-49590-20120	39.85	8/28/2026	174134	Contract Base Rate 08/22 to 09/21/26. City Hall
Marco Technologies, LLC	604-49590-20220	47.05	8/28/2026	174134	Contract Base Rate 08/14 to 09/13/26. Usage 05/14 to 08/13/26.
Marco Technologies, LLC	602-49490-20120	8.14	8/28/2026	174134	Contract Base Rate 08/22 to 09/21/26. City Hall
Marco Technologies, LLC	602-49490-20220	147.71	8/28/2026	174134	Contract Base Rate 08/14 to 09/13/26. Usage 05/14 to 08/13/26.
Marco Technologies, LLC	604-49590-20120	57.35	8/13/2026	173984	Contract Base Rate 08/02 to 09/01/2026 Usage 07/02 to 08/01/2026
Marco Technologies, LLC	601-49440-20220	118.36	8/28/2026	174134	Contract Base Rate 08/14 to 09/13/26. Usage 05/14 to 08/13/26.
Marco Technologies, LLC	601-49440-20120	14.45	8/28/2026	174134	Contract Base Rate 08/22 to 09/21/26. City Hall
Marco Technologies, LLC		465.39			
Martin County Highway Dept	602-49450-21200	494.88	9/4/2026	174223	fuel usage-August
Martin County Highway Dept	601-49430-21200	1,841.56	9/4/2026	174223	fuel usage-August
Martin County Highway Dept	604-49570-21200	1,425.30	9/4/2026	174223	fuel usage-August
Martin County Highway Dept	602-49470-21200	486.99	9/4/2026	174223	fuel usage-August
Martin County Highway Dept		4,248.73			
Metro Sales Inc.	604-49570-20120	27.84	8/20/2026	174075	contract charge for 6/11-7/10/26
Metro Sales Inc.	604-49570-20120	34.15	8/20/2026	174075	contract charge for 7/11-8/10/26
Metro Sales Inc.		61.99			
Michael Gregory	604-00000-20200	124.86	8/3/2026	173837	Refund Check 019115-000, 900 Hengen St #206
Michael Gregory	602-00000-20200	5.80	8/3/2026	173837	Refund Check 019115-000, 900 Hengen St #206
Michael Gregory	601-00000-20200	2.98	8/3/2026	173837	Refund Check 019115-000, 900 Hengen St #206
Michael Gregory	602-00000-20200	2.98	8/3/2026	173837	Refund Check 019115-000, 900 Hengen St #206
Michael Gregory	604-00000-20200	9.88	8/3/2026	173837	Refund Check 019115-000, 900 Hengen St #206
Michael Gregory	604-00000-20200	0.31	8/3/2026	173837	Refund Check 019115-000, 900 Hengen St #206

Last Name	Acct 1	Amount	Check Date	Check Num	Description
Michael Gregory		146.81			
Midco	602-49490-32100	40.05	8/13/2026	173987	City Hall Telephone August 2026
Midco	604-49590-32100	196.11	8/13/2026	173987	City Hall Telephone August 2026
Midco	601-49400-32100	374.70	8/13/2026	173987	Aug 2026 Water Plant Telephone
Midco	601-49440-32100	70.95	8/13/2026	173987	City Hall Telephone August 2026
Midco	602-49450-32100	374.61	8/13/2026	173987	Aug 2026 Waste Water Telephone
Midco	604-49570-32100	306.10	8/13/2026	173987	Aug 2026 Electric Dept Telephone
Midco		1,362.52			
Minnesota State Retirement System	602-00000-21811	1.47	8/26/2026	0	PR Batch 00002.08.2026 Health Savings Plan AFSCME
Minnesota State Retirement System	601-00000-21811	1.56	8/26/2026	0	PR Batch 00002.08.2026 Health Savings Plan AFSCME
Minnesota State Retirement System	604-00000-21811	1.36	8/26/2026	0	PR Batch 00002.08.2026 Health Savings Plan AFSCME
Minnesota State Retirement System	604-00000-21811	1.36	8/12/2026	0	PR Batch 00001.08.2026 Health Savings Plan AFSCME
Minnesota State Retirement System	602-00000-21811	1.46	8/12/2026	0	PR Batch 00001.08.2026 Health Savings Plan AFSCME
Minnesota State Retirement System	601-00000-21811	1.56	8/12/2026	0	PR Batch 00001.08.2026 Health Savings Plan AFSCME
Minnesota State Retirement System		8.77			
Mn Child Support Payment	604-00000-21720	371.94	8/26/2026	174103	PR Batch 00002.08.2026 HR
Mn Child Support Payment	604-00000-21720	371.94	8/12/2026	173925	PR Batch 00001.08.2026 HR
Mn Child Support Payment		743.88			
MN Council 65 AFSCME	601-00000-21807	7.93	8/12/2026	173926	PR Batch 00001.08.2026 Union Dues
MN Council 65 AFSCME	604-00000-21807	6.89	8/12/2026	173926	PR Batch 00001.08.2026 Union Dues
MN Council 65 AFSCME	602-00000-21807	7.37	8/12/2026	173926	PR Batch 00001.08.2026 Union Dues
MN Council 65 AFSCME		22.19			
MN Dept Of Health	601-49400-31500	16,837.00	8/20/2026	174076	community water supply service 7/1-9/30/26
MN Dept Of Health		16,837.00			
MN Dept Of Revenue	604-00000-21802	2,481.30	8/12/2026	0	PR Batch 00001.08.2026 State Income Tax
MN Dept Of Revenue	604-00000-21802	4,574.70	8/26/2026	0	PR Batch 00002.08.2026 State Income Tax
MN Dept Of Revenue	601-00000-21802	1,883.78	8/12/2026	0	PR Batch 00001.08.2026 State Income Tax
MN Dept Of Revenue	602-00000-21802	955.19	8/12/2026	0	PR Batch 00001.08.2026 State Income Tax
MN Dept Of Revenue	601-00000-21802	1,773.60	8/26/2026	0	PR Batch 00002.08.2026 State Income Tax
MN Dept Of Revenue	602-00000-21802	925.29	8/26/2026	0	PR Batch 00002.08.2026 State Income Tax

Last Name	Acct 1	Amount	Check Date	Check Num	Description
MN Dept Of Revenue		12,593.86			
MN Energy Resources Corp.	602-49450-38300	621.76	8/20/2026	174077	gas utilities-burner
MN Energy Resources Corp.	602-49450-38300	2,628.42	8/20/2026	174077	gas utilities-solids
MN Energy Resources Corp.	602-49470-38300	47.50	8/20/2026	174077	gas utilities-indus
MN Energy Resources Corp.	602-49450-38300	47.50	8/20/2026	174077	gas utilities-headwork
MN Energy Resources Corp.	602-49450-38300	54.71	8/20/2026	174077	gas utilities-disposal
MN Energy Resources Corp.	601-49400-38300	133.68	8/20/2026	174077	gas utilities-filtration
MN Energy Resources Corp.	604-49570-38300	52.11	8/20/2026	174077	gas utilities-warehouse
MN Energy Resources Corp.	602-49450-38300	47.50	8/20/2026	174077	gas utilities-maintenance
MN Energy Resources Corp.		3,633.18			
Mn NCPERS Life Insurance	604-00000-21810	32.00	8/26/2026	174104	PR Batch 00002.08.2026 PERA Term Life
Mn NCPERS Life Insurance	602-00000-21810	16.00	8/26/2026	174104	PR Batch 00002.08.2026 PERA Term Life
Mn NCPERS Life Insurance		48.00			
MN Valley Action Council	604-49595-43992	2,163.08	9/4/2026	174224	residential low income rebate invoice 50126
MN Valley Action Council	604-49595-43992	1,708.90	8/20/2026	174078	residential low income rebate invoice 50126
MN Valley Action Council		3,871.98			
MN Valley Testing Lab	602-49450-31400	834.55	8/20/2026	174079	biosolids tests
MN Valley Testing Lab	602-49450-31400	97.89	8/20/2026	174079	bod carbonaceous & fecal coliform tests
MN Valley Testing Lab	602-49450-31400	464.40	9/4/2026	174225	PFAS test
MN Valley Testing Lab	602-49450-31400	97.89	8/20/2026	174079	bod carbonaceous & fecal coliform tests
MN Valley Testing Lab	602-49450-31400	115.88	9/10/2026	174246	nitrogen tests
MN Valley Testing Lab	602-49450-31400	2,066.00	8/20/2026	174079	PFAS tests
MN Valley Testing Lab	602-49450-31400	80.26	8/20/2026	174079	bod carbonaceous tests
MN Valley Testing Lab		3,756.87			
Mobotrex	604-49570-40300	3,884.00	8/20/2026	174080	traffic signal materials
Mobotrex		3,884.00			
Napa Auto Fairmont Star Group LLC	601-49400-40500	4.00	9/10/2026	174247	#668 oil filter
Napa Auto Fairmont Star Group LLC	604-49570-40500	4.00	9/10/2026	174247	#235 oil filter
Napa Auto Fairmont Star Group LLC	604-49570-40500	18.84	9/10/2026	174247	#220 oil filter
Napa Auto Fairmont Star Group LLC	601-49400-40500	34.80	8/20/2026	174081	#699 oil, cabin, air filters
Napa Auto Fairmont Star Group LLC	604-49570-40500	7.99	8/20/2026	174081	#221 cabin filter

Last Name	Acct 1	Amount	Check Date	Check Num	Description
Napa Auto Fairmont Star Group LLC	604-49570-40500	4.28	8/20/2026	174081	#233 oil filter
Napa Auto Fairmont Star Group LLC	602-49450-40400	8.95	8/20/2026	174081	#457 oil filter
Napa Auto Fairmont Star Group LLC	601-49400-40500	4.00	8/20/2026	174081	#667 oil filter
Napa Auto Fairmont Star Group LLC	602-49450-40500	13.00	8/20/2026	174081	#448 oil and air filter
Napa Auto Fairmont Star Group LLC	602-49450-40500	4.00	8/20/2026	174081	#442 air filter
Napa Auto Fairmont Star Group LLC		103.86			
NeonLink LLC	604-49570-31200	609.47	9/4/2026	174226	Enerlyte Payment Services-August
NeonLink LLC	602-49450-31200	124.46	9/4/2026	174226	Enerlyte Payment Services-August
NeonLink LLC	601-49400-31200	220.47	9/4/2026	174226	Enerlyte Payment Services-August
NeonLink LLC		954.40			
North Central Laboratories	602-49450-31400	164.59	9/10/2026	174248	500 ml C-8C, pipet bulb, orion ammonia probe
North Central Laboratories		164.59			
NPL Construction Co	601-00000-16500	389,277.96	8/6/2026	173902	2025 Lead Service Replacement July 2026
NPL Construction Co		389,277.96			
Olson Rentals, Inc.	601-49400-40400	2,327.00	8/20/2026	174082	#672 honda generator
Olson Rentals, Inc.		2,327.00			
Olympic Fire Protection Corp	601-49400-31200	300.00	9/10/2026	174249	annual fire protection
Olympic Fire Protection Corp		300.00			
Pendergast Jamie	604-49595-43982	116.00	8/20/2026	174083	residential ductless mini-split ASHP rebate
Pendergast Jamie		116.00			
Photo Press	604-49590-20120	409.84	8/6/2026	173904	PUC Receipts
Photo Press	602-49450-43900	118.00	8/6/2026	173904	Help Wanted Wastewater Operator
Photo Press	602-49450-43900	118.00	8/6/2026	173904	Help Wanted Wastewater Operator
Photo Press	601-49440-20120	148.26	8/6/2026	173904	PUC Receipts
Photo Press	604-49590-20120	183.91	8/6/2026	173904	City Letterhead
Photo Press	602-49490-20120	83.70	8/6/2026	173904	PUC Receipts
Photo Press	602-49490-20120	37.56	8/6/2026	173904	City Letterhead
Photo Press	601-49440-20120	66.53	8/6/2026	173904	City Letterhead
Photo Press	604-49590-43900	150.70	8/6/2026	173904	Help Wanted Utility Billing/CSR

Last Name	Acct 1	Amount	Check Date	Check Num	Description
Photo Press	602-49490-43900	30.78	8/6/2026	173904	Help Wanted Utility Billing/CSR
Photo Press	601-49440-43900	54.52	8/6/2026	173904	Help Wanted Utility Billing/CSR
Photo Press		1,401.80			
Plathe Karen	604-00000-20200	45.64	8/3/2026	173838	Refund Check 006392-003, 1304 S State St
Plathe Karen		45.64			
Ponderosa Landfill	602-49450-38420	218.40	9/4/2026	174227	contaminated soil 10.4 cu yrds
Ponderosa Landfill	602-49450-38420	183.79	8/20/2026	174084	8.752 cu.yrds contaminated soil
Ponderosa Landfill	602-49450-38420	780.00	9/4/2026	174227	13 tons MSW commercial materials
Ponderosa Landfill		1,182.19			
Powers Brady	601-49440-32100	38.41	8/6/2026	173905	Aug 2026 Cell Phone Reimbursement
Powers Brady		38.41			
Prairieland Solid Waste Mgmnt	602-49450-38420	69.62	9/10/2026	174250	august ticket 106014
Prairieland Solid Waste Mgmnt		69.62			
PSI Water Technologies Inc	601-00000-16500	13,680.11	8/20/2026	174085	Electrolytic cell nova series - CIP - Lime press upgrades
PSI Water Technologies Inc		13,680.11			
Public Utilities Commission	604-49570-38100	92.01	8/19/2026	174043	EV Charging Station Winnebago Sport Complex 06/14 to 07/15/26
Public Utilities Commission		92.01			
Quality Flow Systems, Inc	602-49470-31200	3,228.00	9/10/2026	174251	repair KSB F80-180
Quality Flow Systems, Inc		3,228.00			
Retirement Association Public Employees	604-00000-21804	3,792.69	8/26/2026	0	PR Batch 00002.08.2026 PERA Employer
Retirement Association Public Employees	602-00000-21804	1,800.69	8/26/2026	0	PR Batch 00002.08.2026 PERA Employer
Retirement Association Public Employees	601-00000-21804	3,133.55	8/26/2026	0	PR Batch 00002.08.2026 PERA Employer
Retirement Association Public Employees	601-00000-21804	2,817.22	8/12/2026	0	PR Batch 00001.08.2026 PERA
Retirement Association Public Employees	602-00000-21804	1,809.60	8/12/2026	0	PR Batch 00001.08.2026 PERA Employer
Retirement Association Public Employees	604-00000-21804	3,981.99	8/12/2026	0	PR Batch 00001.08.2026 PERA Employer
Retirement Association Public Employees	601-00000-21804	3,250.69	8/12/2026	0	PR Batch 00001.08.2026 PERA Employer
Retirement Association Public Employees	602-00000-21804	1,560.44	8/12/2026	0	PR Batch 00001.08.2026 PERA

Last Name	Acct 1	Amount	Check Date	Check Num	Description
Retirement Association Public Employees	604-00000-21804	3,286.99	8/26/2026	0	PR Batch 00002.08.2026 PERA
Retirement Association Public Employees	604-00000-21804	3,451.06	8/12/2026	0	PR Batch 00001.08.2026 PERA
Retirement Association Public Employees	601-00000-21804	2,715.73	8/26/2026	0	PR Batch 00002.08.2026 PERA
Retirement Association Public Employees	602-00000-21804	1,560.64	8/26/2026	0	PR Batch 00002.08.2026 PERA
Retirement Association Public Employees		33,161.29			
Rodning Robert	604-49595-43991	150.00	8/20/2026	174086	E-bike rebate
Rodning Robert		150.00			
Romero Guerra Walter	604-00000-20200	0.29	8/3/2026	173839	Refund Check 019765-000, 420 N Dewey St
Romero Guerra Walter	602-00000-20200	0.20	8/3/2026	173839	Refund Check 019765-000, 420 N Dewey St
Romero Guerra Walter	601-00000-20200	0.18	8/3/2026	173839	Refund Check 019765-000, 420 N Dewey St
Romero Guerra Walter	601-00000-20200	1.93	8/3/2026	173839	Refund Check 019765-000, 420 N Dewey St
Romero Guerra Walter	602-00000-20200	0.36	8/3/2026	173839	Refund Check 019765-000, 420 N Dewey St
Romero Guerra Walter	604-00000-20200	3.41	8/3/2026	173839	Refund Check 019765-000, 420 N Dewey St
Romero Guerra Walter	601-00000-20200	2.39	8/3/2026	173839	Refund Check 019765-000, 420 N Dewey St
Romero Guerra Walter	604-00000-20200	0.16	8/3/2026	173839	Refund Check 019765-000, 420 N Dewey St
Romero Guerra Walter	602-00000-20200	1.86	8/3/2026	173839	Refund Check 019765-000, 420 N Dewey St
Romero Guerra Walter		10.78			
Schiltz David	602-49490-32100	38.41	8/6/2026	173909	Aug 2026 Cell Phone Reimbursement
Schiltz David		38.41			
Schmidt Lynn/Susan	604-49595-43989	305.64	8/20/2026	174087	residential downlighting rebate
Schmidt Lynn/Susan	604-49595-43985	25.00	8/20/2026	174087	residential refrigerator rebate
Schmidt Lynn/Susan	604-49595-43988	25.00	8/20/2026	174087	residential dishwasher rebate
Schmidt Lynn/Susan		355.64			
Schultze Melvin	604-49595-43996	60.00	8/20/2026	174088	residential lawn mower and leaf blower rebates
Schultze Melvin		60.00			
Squeegee Brothers	601-49400-31200	1,495.00	8/20/2026	174089	window cleaning Water Plant
Squeegee Brothers		1,495.00			
Star Energy Services	604-49570-40300	146.25	8/20/2026	174090	engineering services 7/1/26
Star Energy Services	604-49570-31200	869.35	9/10/2026	174252	engineering services-August

Last Name	Acct 1	Amount	Check Date	Check Num	Description
Star Energy Services		1,015.60			
Tallman Equipment Company Inc.	604-49570-22300	162.49	8/20/2026	174091	pull harness
Tallman Equipment Company Inc.		162.49			
The Boat House John A Betts	602-49450-40400	68.97	8/20/2026	174092	#457 blade
The Boat House John A Betts		68.97			
The Joseph Company, Inc.	602-00000-16500	515,147.00	8/13/2026	173994	WWTP Biosolids Thru 07/27/2026
The Joseph Company, Inc.		515,147.00			
Theobald Todd	604-49595-43996	10.00	8/20/2026	174093	residential lawn/hedge trimmer rebate
Theobald Todd	604-49595-43985	55.00	8/20/2026	174093	residential refigerator w/recycle rebate
Theobald Todd		65.00			
Tnemec Company Inc.	601-49400-40400	865.80	8/20/2026	174094	different colors of HB epoxoline II
Tnemec Company Inc.		865.80			
U C Laboratory, Inc	601-49400-31400	821.30	9/4/2026	174228	total coliform 8.2026 and radium
U C Laboratory, Inc		821.30			
UPS	601-49400-31400	20.17	8/20/2026	0	samples sent to mn dept of health
UPS	601-49400-31400	18.02	8/20/2026	0	samples sent to mn dept of health
UPS		38.19			
USA Blue Book	601-49400-40400	34.34	9/10/2026	174253	brass couplings
USA Blue Book	601-49400-31400	242.69	8/20/2026	174095	urinal cakes, graduated griffin beaker
USA Blue Book		277.03			
Vantage Transfer - 301177	601-00000-21808	791.45	8/26/2026	0	PR Batch 00002.08.2026 ICMA
Vantage Transfer - 301177	604-00000-21808	1,299.75	8/12/2026	0	PR Batch 00001.08.2026 ICMA
Vantage Transfer - 301177	601-00000-21808	86.73	8/26/2026	0	PR Batch 00002.08.2026 ICMA Payroll Roth IRA
Vantage Transfer - 301177	602-00000-21808	12.17	8/12/2026	0	PR Batch 00001.08.2026 ICMA Roth
Vantage Transfer - 301177	602-00000-21808	492.96	8/12/2026	0	PR Batch 00001.08.2026 ICMA- Percent

Last Name	Acct 1	Amount	Check Date	Check Num	Description
Vantage Transfer - 301177	601-00000-21808	194.95	8/26/2026	0	PR Batch 00002.08.2026 ICMA Roth
Vantage Transfer - 301177	602-00000-21808	492.96	8/26/2026	0	PR Batch 00002.08.2026 ICMA- Percent
Vantage Transfer - 301177	601-00000-21808	60.93	8/12/2026	0	PR Batch 00001.08.2026 ICMA Loan Repayment
Vantage Transfer - 301177	604-00000-21808	128.09	8/26/2026	0	PR Batch 00002.08.2026 ICMA Payroll Roth IRA
Vantage Transfer - 301177	601-00000-21808	791.48	8/12/2026	0	PR Batch 00001.08.2026 ICMA
Vantage Transfer - 301177	602-00000-21808	82.71	8/12/2026	0	PR Batch 00001.08.2026 ICMA Payroll Roth IRA
Vantage Transfer - 301177	601-00000-21808	69.84	8/12/2026	0	PR Batch 00001.08.2026 ICMA- Percent
Vantage Transfer - 301177	604-00000-21808	189.53	8/26/2026	0	PR Batch 00002.08.2026 ICMA- Percent
Vantage Transfer - 301177	602-00000-21808	165.68	8/26/2026	0	PR Batch 00002.08.2026 ICMA
Vantage Transfer - 301177	601-00000-21808	69.84	8/26/2026	0	PR Batch 00002.08.2026 ICMA- Percent
Vantage Transfer - 301177	601-00000-21808	60.93	8/26/2026	0	PR Batch 00002.08.2026 ICMA Loan Repayment
Vantage Transfer - 301177	601-00000-21808	86.70	8/12/2026	0	PR Batch 00001.08.2026 ICMA Payroll Roth IRA
Vantage Transfer - 301177	602-00000-21808	12.18	8/26/2026	0	PR Batch 00002.08.2026 ICMA Roth
Vantage Transfer - 301177	601-00000-21808	194.96	8/12/2026	0	PR Batch 00001.08.2026 ICMA Roth
Vantage Transfer - 301177	604-00000-21808	1,299.75	8/26/2026	0	PR Batch 00002.08.2026 ICMA
Vantage Transfer - 301177	602-00000-21808	82.70	8/26/2026	0	PR Batch 00002.08.2026 ICMA Payroll Roth IRA
Vantage Transfer - 301177	604-00000-21808	186.11	8/12/2026	0	PR Batch 00001.08.2026 ICMA- Percent
Vantage Transfer - 301177	604-00000-21808	66.87	8/26/2026	0	PR Batch 00002.08.2026 ICMA Roth
Vantage Transfer - 301177	604-00000-21808	66.88	8/12/2026	0	PR Batch 00001.08.2026 ICMA Roth
Vantage Transfer - 301177	604-00000-21808	128.09	8/12/2026	0	PR Batch 00001.08.2026 ICMA Payroll Roth IRA
Vantage Transfer - 301177	602-00000-21808	165.66	8/12/2026	0	PR Batch 00001.08.2026 ICMA
Vantage Transfer - 301177		7,279.90			
Verizon Wireless	601-49400-32100	171.75	8/6/2026	173912	06/21 to 07/20/2026 Cell Phones Water Dept
Verizon Wireless	604-49570-32100	335.98	8/6/2026	173912	06/21 to 07/20/2026 Cell Phones Electric Dept
Verizon Wireless	602-49450-32100	58.43	8/6/2026	173912	06/21 to 07/20/2026 Cell Phones Waste Water Dept
Verizon Wireless		566.16			
Vestis	601-49400-31200	208.01	9/4/2026	174229	laundering services
Vestis		208.01			
Voss Cleaning Services, Inc.	602-49450-31200	109.61	8/13/2026	173997	Janitorial & Rug Service City Hall Aug 2026
Voss Cleaning Services, Inc.	602-49450-31200	130.00	9/10/2026	174254	rug service-august
Voss Cleaning Services, Inc.	604-49570-31200	536.73	8/13/2026	173997	Janitorial & Rug Service City Hall Aug 2026
Voss Cleaning Services, Inc.	601-49440-31200	194.16	8/13/2026	173997	Janitorial & Rug Service City Hall Aug 2026
Voss Cleaning Services, Inc.		970.50			
Wesco Receivables Corp.	604-49570-22300	955.50	8/20/2026	174096	200A elbows
Wesco Receivables Corp.	604-00000-14207	1,893.96	8/20/2026	174096	cable positioner

Last Name	Acct 1	Amount	Check Date	Check Num	Description
Wesco Receivables Corp.	604-00000-14207	427.50	8/20/2026	174096	utility marker
Wesco Receivables Corp.	604-49570-22300	649.00	9/4/2026	174230	htype comp conn and washers
Wesco Receivables Corp.	604-00000-14207	67,815.00	9/4/2026	174230	500MCM 15KV wire
Wesco Receivables Corp.	604-49570-22300	888.48	9/4/2026	174230	flagshooters
Wesco Receivables Corp.	604-49570-22300	192.36	8/20/2026	174096	jacket repair sealing tape
Wesco Receivables Corp.	604-00000-14207	437.90	8/20/2026	174096	electrical tape
Wesco Receivables Corp.	604-00000-16300	3,488.00	8/20/2026	174096	electrical cabinet - CIP - switches
Wesco Receivables Corp.		76,747.70			
Western Area Power Admin. US Dept of Energy	604-00000-20100	8,375.60	8/6/2026	0	July 2026 Electric Service
Western Area Power Admin. US Dept of Energy		8,375.60			
Wickham Thomas	604-49595-43996	50.00	8/20/2026	174097	residential battery powered lawn mower rebate
Wickham Thomas		50.00			
Williams Wade	604-49570-33100	48.00	9/4/2026	0	lineman renewl license reimbursement
Williams Wade		48.00			
WM. W. Meyer & Sons, Inc.	601-49400-40400	562.89	9/10/2026	174255	seal bearing kit
WM. W. Meyer & Sons, Inc.		562.89			
Young Zach	602-49450-43900	284.95	8/20/2026	174098	saftey boots reimbursement
Young Zach		284.95			
Zwiefel Steve	602-49450-43900	300.00	8/20/2026	174099	safety boots reimbursement
Zwiefel Steve		300.00			
		1,613,397.47			

Fairmont Public Utilities Commission
September 15, 2026

Agenda Item: 8.1

From: Julie Zarling, Assistant Finance Director
To: Public Utilities Commission

Subject: SMMPA 69 kV Purchase

Policy/Action Requested:
Vote Required: __ Simple Majority _____ Roll Call

Recommendation: Informational

Overview:
SMMPA will be joining us online to go over their proposal to purchase Fairmont's 69kV transmission line.

Budget Impact: N/A

Attachments: SMMPA Proposal

****

PUC Action: _____ Date: _____

PURCHASE PROPOSAL

69 kV Transmission Lines & Substation Equipment

Fairmont 10th Street Substation – East Chain Station / FES Substation

1. Transmission Lines

1.1 Purchase Price

- Basis: **Current net book value + land rights value**.
- Original cost / capital additions to be confirmed via work order records (if available) – estimated to be near zero given asset age.
- Land rights value reflects the original land/easement rights – a fair estimate is **6% to 9% of the original installed cost**.

Item	Estimate
Transmission line purchase price (estimated)	**$100,000**

1.2 Equipment / Assets

Line 1 – Fairmont 10th Street Substation to East Chain Station

Distance	4.5 miles (0.5 miles shared poles with the Rutland line)
Conductor	336.4 26/7 ACSR (Linnet)
Structures	~77 wood poles (excluding shared poles)
In-Service Date	1986

Line 2 – Fairmont 10th Street Substation to FES Substation

Distance	~1 mile
Conductor	336.4 26/7 ACSR (Linnet)
Structures	~36 wood poles
In-Service Date	1955 (original); 1985 – 5 new poles added, 10 poles replaced

1.3 Outstanding Items – Transmission Lines

- Obtain original record drawings.
- Determine whether the easements are assignable to another party.
- Confirm permits: road right-of-way (ROW), railroad and road crossing permits, and airport permit.

- Establish pole-sharing agreement for underbuild on all lines.
- Establish fiber-sharing agreement for the 10th Street to FES communications.

2. Substation Equipment

2.1 Purchase Price

1. Basis: **Final completed project costs** for the equipment listed below.
    a. Costs will include engineering, material, and labor.

Item	Estimate
Substation equipment purchase price (estimated)	**$1,500,000**

2.2 Equipment / Assets

FES 69 kV Breaker Bay – Relaying & Associated Equipment

- Arresters
- (2) 69 kV switches
- (1) 69 kV circuit breaker
- (1) line PT
- Panel 14
- Dead-end, jumpers, and associated bus work

East Chain 69 kV Breaker Bay – Relaying & Associated Equipment

- Arresters
- (2) 69 kV switches
- (1) 69 kV circuit breaker
- (1) line PT
- Panel 10
- Dead-end, jumpers, and associated bus work

Station Power Equipment

- 69 kV SSVT
- 312NF1 69 kV fused switch
- 400A SSD1 disconnect
- 400A ATS

T2 69 kV Breaker & Switch

- (1) circuit breaker (312NB1)
- (1) 69 kV switch
- Arresters

- Panel 8 (except transformer primary and secondary relaying)
- Panel 9 (except transformer primary and secondary relaying)
- Jumpers and associated bus work

DC Power System

- Battery charger
- Battery bank
- (2) battery disconnects
- DC panel

2.3 Outstanding Items – Substation

- Establish easement for ongoing access and to clarify operations and maintenance responsibilities for each entity.
- Obtain relevant cost data – purchase orders, invoices, and purchase agreements.

3. Estimated Purchase Price Summary

Component	Estimated Price
Transmission lines (book value + land rights)	$100,000
Substation equipment (final project cost)	$1,500,000
Total Estimated Purchase Price	**$1,600,000**

Note: All figures are preliminary estimates and subject to confirmation of underlying cost records, land rights valuation, and final completed project costs.

Proposal Exhibit

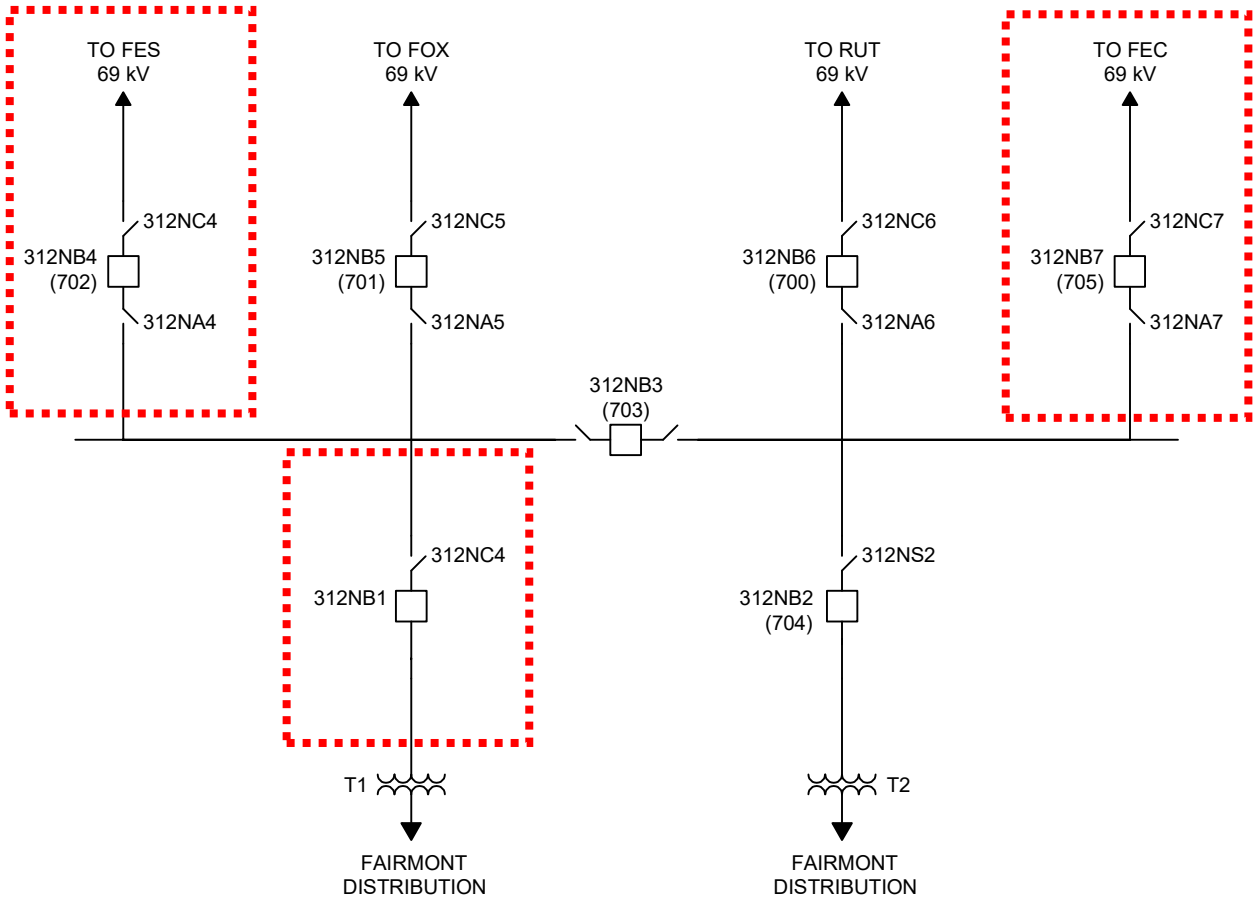

*Red represents Fairmont's current Ownership of 69 kV facilities

REVISION	DATE	DESCRIPTION

Southern Minnesota Municipal Power Agency

500 1st Ave. SW
ROCHESTER, MN 5590
PHONE (507) 285-0478
WWW.SMMPA.COM

THIS DRAWING CONTAINS INFORMATION PROPRIETARY TO SMMPA IT IS SUBMITTED IN CONFIDENCE AND IS TO BE USED SOLELY FOR THE PURPOSE FOR WHICH IT IS FURNISHED AND RETURNED UPON REQUEST. THIS DRAWING AND SUCH INFORMATION IS NOT TO BE REPRODUCED, DISCLOSED OR USED OTHERWISE IN WHOLE OR IN PART WITHOUT THE WRITTEN AUTHORIZATION OF SMMPA.

DESCRIPTION: 10TH ST SUBSTATION ONE LINE

DRAWN BY:	SCALE:
BBZ	NTS
DATE:	SHEET NUMBER:
08.27.2026	

Fairmont Public Utilities Commission
September 15, 2026

Agenda Item: 8.2

From: Julie Zarling, Assistant Finance Director
To: Public Utilities Commission

Subject: Electric, Water, and Wastewater Utility Cost of Service Study Overview

---

Policy/Action Requested:
Vote Required: __ Simple Majority _____ Roll Call

Recommendation: Informational

Overview:
Dave Berg will be joining us to go over our Electric, Water and Wastewater Utility Cost of Service Study.

Budget Impact: N/A

Attachments:

****

PUC Action: _____ Date: _____

Fairmont Public Utilities Commission
September 15, 2026

Agenda Item: 8.3

From: Matthew R York – Public Works/Utilities Director
To: Public Utilities Commission

Subject: Purchase Order #15999 - WESCO

Policy/Action Requested:
Vote Required: _x_ Simple Majority _____ Roll Call

Recommendation: Approval

Overview:

As part of the FES to WIP Distribution Project, the City was responsible for procuring various parts and supplies. DGR provided a list of 86 items that needed to be purchased.

In accordance with the Purchasing Policy, I requested pricing from both WESCO and IRBY. Neither company was able to quote all items, but I compared the pricing they provided and created an order sheet showing which vendor offered the lowest cost for each item.

Of the 86 items, WESCO either offered the lowest price or was the only vendor to provide a quote of 60 items. IRBY was the lowest-priced or sole bidder on 23 items. Three items did not receive any quotes.

Staff recommend purchasing the 60 items from WESCO at a total cost of $122,524.94,. IRBY did not provide pricing on 21 of those 60 items, so a direct comparison of those items is not available.

Budget Impact:
Part of the WIP Distribution Project

Attachments: Purchase order and overall price sheet

****

PUC Action: _____ Date: _____

CITY OF FAIRMONT - QUOTATION REQUEST

Date	Company Name	Representative	Email	Phone

ITEM #	DESCRIPTION	Manufacturer	Part #	Unit Type	Order Total	UNIT COST	TOTAL COST	NOTES	DUE DATE	PO
3	Cable Tape, Blue, 3/4" x 66'	Plymouth		ea.	3	$ 5.22	$ 15.66	In stock as of 8/26/26. Pricing is quoted plus shpping. Quoting Plymouth tape.		
4	Cable Tape, Red, 3/4" x 66'	Plymouth		ea.	3	$ 5.22	$ 15.66	In stock as of 8/26/26. Pricing is quoted plus shpping. Quoting Plymouth tape.		
5	Cable Tape, White, 3/4" x 66'	Plymouth		ea.	3	$ 5.22	$ 15.66	In stock as of 8/26/26. Pricing is quoted plus shpping. Quoting Plymouth tape.		
9	Spool Tie, 336 ACSR 26/7	Preformed	EZ-MS-10279	ea.	50	$ 20.51	$ 1,025.50	Lead time 22 weeks ARO. Standard package qty is 50 ea.	Preformed Order Min is $600.00	
10	Copper H-Type Compression Connector, #4 - #4	Blackburn	CF22-1	ea.	7	$ 2.96	$ 20.72	In stock as of 8/26/26. Pricing is quoted plus shipping.		
15	Compression Connector, H-Tap, Al.-Cu. (477 ACSR - 477 ACSR)	Blackburn	WR929	ea.	20	$ 39.91	$ 798.20	2 weeks ARO. Min order requirement of 20 pieces.		
16	Compression Connector, H-Tap, Al.-Cu. (336 ACSR - 4 Cu.)	Blackburn	WR699	ea.	80	$ 7.22	$ 577.60	2 weeks ARO. Min order requirement of 80 pieces.		
35	U-guard Adapter, 2" - 6" Plastic	Electric Materials Company	PEAD2-6	ea.	7	$ 44.71	$ 312.97	In stock as of 8/26/26. Pricing is quoted plus shipping. Correct part number being quoted.		
36	Ground Rod 5/8" x 10'	Erico	615803	ea.	3	$ 25.84	$ 77.52	In stock as of 8/26/26. Pricing is quoted plus shipping.		
43	477 ACSR Hawk 26/7	CME Wire & Cable	477 ACSR	ft.	20,274	$ 2.48	$ 50,279.52	Lead time 34-35 weeks ARO. Quoting 6,758' put ups. Quoting CME Wire & Cable.		
44	336 ACSR Linnet 26/7	CME Wire & Cable	336 ACSR	ft.	13,200	$ 1.88	$ 24,816.00	Lead time 34-35 weeks ARO. Quoting 6,398' put ups. Quotimg CME Wire & Cable. Quoting 12,796' min order qty.		
45	Locknut, Type MF, 5/8" Bolt Size	Maclean	3512	ea.	77	$ 0.35	$ 26.95	In stock as of 8/26/26. Pricing is quoted plus shipping. Quoting MacLean Power Systems.		
46	Locknut, Type MF, 3/4"	Maclean	3513	ea.	58	$ 0.62	$ 35.96	In stock as of 8/26/26. Pricing is quoted plus shipping. Quoting MacLean Power Systems.		
47	Washer, Square Flat, 11/16", 2-1/4" x 2-1/4" x 3/16"	Maclean	6813	ea.	83	$ 0.71	$ 58.93	In stock as of 8/26/26. Pricing is quoted plus shipping. Quoting MacLean Power Systems.		
48	Washer, Square Flat, 13/16", 2-1/4" x 2-1/4" x 3/16"	Maclean	6814	ea.	102	$ 0.72	$ 73.44	In stock as of 8/26/26. Pricing is quoted plus shipping. Quoting MacLean Power Systems.		
49	Washer, Square Curved, 13/16" Hole, 3" x 3" x 1/4"	Maclean	682212	ea.	6	$ 2.11	$ 12.66	In stock as of 8/26/26. Pricing is quoted plus shipping. Quoting MacLean Power Systems.		
51	Fiberglass Equipment Crossarm, 2" x 4" x 10'-0"	PUPI	EB10001200012	ea.	3	$ 405.83	$ 1,217.49	Lead time 7-8 weeks ARO. Must order all Pupi items together to get freight paid.		
52	Deadend Insulator, Polymer, 15 Kip	Maclean	401015-0215	ea.	6	$ 15.87	$ 95.22	In stock as of 8/26/26. Pricing is quoted plus shipping. Quoting MacLean Power Systems.		
58	Pin, Crossarm, 5/8" x 6-1/2" Shank	Maclean	881AP	ea.	95	$ 6.06	$ 575.70	In stock as of 8/26/26. Pricing is quoted plus shipping. Quoting MacLean Power Systems.		
60	Washer, Double Coil, 5/8" Bolt Size	Maclean	C2050186	ea.	22	$ 0.35	$ 7.70	In stock as of 8/26/26. Pricing is quoted plus shipping. Quoting MacLean Power Systems.		
61	Staples, Diamond Point, Copper Coated, 2" x 2-1/2"	Maclean	9154	ea.	1,000	$ 0.59	$ 590.00	Lead time 7 weeks ARO. Quoting MacLean Power Systems. Standard package qty is 1000 pieces.		
63	Washer, Square Curved, 13/16" Hole, 4" x 4" x 3/16"	Maclean	DF4W15	ea.	4	$ 3.94	$ 15.76	In stock as of 8/26/26. Pricing is quoted plus shipping. Quoting MacLean Power Systems.		
66	Guy Strain Insulator, 78",Clevis-Clevis w/ Rollers, 30 Kip	Hughes	CF695-78R2	ea.	6	$ 73.72	$ 442.32	Lead time 7-8 weeks ARO. Pricing is quoted plus shipping. All Hughes items must be ordered together to meet factory order min level.		
67	Riser U-guard 5", High Impact Plastic, 10 Ft.	Electric Materials Company	PE-5UG10	ea.	3	$ 34.59	$ 103.77	In stock as of 8/26/26. Pricing is quoted plus shipping. Quoting Electrical Materials Company.		
69	Lag Screw, 2" x 1/4"	Maclean	PSC2050504	ea.	525	$ 0.20	$ 105.00	In stock as of 8/26/26. Pricing is quoted plus shipping. Quoting MacLean Power Systems.		
70	Bolt, Shoulder Eye, 3/4" x14" with Nut	Maclean	PSSE3414CW	ea.	10	$ 21.68	$ 216.80	Lead time 10 weeks ARO. Quoting MacLean Power Systems. Pricing is quoted plus shipping. Standard package qty is 10 pieces.		
71	Thimble Clevis, 35 Kip	Maclean	CT-88H	ea.	6	$ 21.68	$ 130.08	In stock as of 8/26/26. Pricing is quoted plus shipping. Quoting MacLean Power Systems.		
74	Disconnect Switch, 15 kV, 110 kV BIL, 900 Amp, with bracket	Siemens	P3R202-03XPT	ea.	9	$ 323.91	$ 2,915.19	Lead time 24 weeks ARO. Quoting Siemens switches. Pricing is quoted plus shipping.		
75	Bonding Clip, 3/4"	Hughes	2727.7	ea.	4	$ 1.47	$ 5.88	Lead time 7-8 weeks ARO. Pricing is quoted plus shipping. All Hughes items must be ordered together to meet factory order min level.		
76	Deadend Tee, 6" Spacing, 3/4" Bolt	Hughes	2817-13	ea.	2	$ 35.67	$ 71.34	Lead time 7-8 weeks ARO. Pricing is quoted plus shipping. All Hughes items must be ordered together to meet factory order min level.		
77	Washer, Double Coil, 3/4"	Hughes	SLW2-70	ea.	20	$ 0.91	$ 18.20	Lead time 7-8 weeks ARO. Pricing is quoted plus shipping. All Hughes items must be ordered together to meet factory order min level.		
78	Deadend Automatic, Side Opening, Wedge, (4/0 - 556 ACSR)	Maclean	GDW556A	ea.	10	$ 36.23	$ 362.30	Lead time 3 weeks ARO. Quoting MacLean Power Systems. Pricing is quoted plus shipping. Standard package qty is 10 pieces.		
79	Twin Eye Assembly, 1-1/2" Square Shaft	Maclean	D6604US	ea.	6	$ 60.29	$ 361.74	In stock as of 8/26/26. Pricing is quoted plus shipping. Quoting MacLean Power Systems.		
80	Rod Extension, 5' Long, 1-1/2" Square Shaft	Maclean	D6620U	ea.	12	$ 78.46	$ 941.52	In stock as of 8/26/26. Quoting MacLean Power Systems.		
81	Double Helix, 10", 12" , 3'-6" Long, 1-1/2" Square Shaft	Maclean	D6634	ea.	6	$ 178.39	$ 1,070.34	In stock as of 8/26/26. Quoting MacLean Power Systems.		
85	Guy, Grip, Wrap Type (3/8" EHS)	Preformed	GDE-1107	ea.	24	$ 3.46	$ 83.04	In stock as of 8/26/26. Pricing is quoted plus shipping.	Preformed Order Min is $600.00	
86	Line Pin Insulator, Polymer, F-Neck	Preformed	IP-15-F	ea.	96	$ 7.12	$ 683.52	Lead time 1 week ARO.	Preformed Order Min is $600.00	
87	Top Tie, 477 ACSR 26/7	Preformed	WTF-0229	ea.	75	$ 13.98	$ 1,048.50	Lead time 5-6 weeks ARO. Standard package qty is 25 ea.	Preformed Order Min is $600.00	
88	Fiberglass Crossarm, 4" x 6" x 12'-0"	PUPI	DA4000144E4SPX2	ea.	2	$ 766.11	$ 1,532.22	Lead time 7-8 weeks ARO. Must order all Pupi items together to get freight paid.	Updated part number being quoted.	
89	Fiberglass Crossarm, 3-5/8" x 4-5/8" x 10'-0", 5/8" Pole Mounting	PUPI	TB200012004X2 & TMB-2	ea.	3	$ 273.89	$ 821.67	Lead time 7-8 weeks ARO. Must order all Pupi items together to get freight paid.		
90	Fiberglass Crossarm, 3-5/8" x 4-5/8" x 12'-0", 3/4" Pole Mounting	PUPI	TB2000144XXX2 & TMB-4	ea.	35	$ 324.18	$ 11,346.30	Lead time 7-8 weeks ARO. Must order all Pupi items together to get freight paid.		
91	Pole Wrap, 30" x 100'	Warren Heim/Buzzline	RW36100	ea.	200	$ 4.09	$ 818.00	In stock as of 8/26/26. Quoting Warren Heim/Buzzline pole wrap 30" X 100" roll.		
102	Wire, #2 Bare Copper, Soft-Annealed, 7 Strand	Priority Wire & Cable	#2 Cu.	ft.	37	$ 2.70	$ 99.90	Lead time 1 week ARO. Pricing is quoted plus shipping. Quoting stock 37' length.		
103	Wire, #4 Bare Copper, Soft-Annealed, Stranded	Priority Wire & Cable	#4 Cu.	ft.	272	$ 1.71	$ 466.21	Lead time 1 week ARO. Pricing is quoted plus shipping. Quoting stock 272' length.		
104	Wire, #4/0 Bare Copper, Soft-Annealed, 19 Strand	Priority Wire & Cable	#4/0 Cu.	ft.	114	$ 8.04	$ 916.56	Lead time 1 week ARO. Pricing is quoted plus shipping.Quoting 114' stock length.		
113	Connecting Link, 3/8" x 2" x 9-1/2"	Hughes	3154	ea.	8	$ 7.13	$ 57.04	Lead time 7-8 weeks ARO. Pricing is quoted plus shipping. All Hughes items must be ordered together to meet factory order min level.		
114	Guy Roller, 7/8" x 2-3/4"	Hughes	28082	ea.	8	$ 5.59	$ 44.72	Lead time 7-8 weeks ARO. Pricing is quoted plus shipping. All Hughes items must be ordered together to meet factory order min level.		
115	Bolt, Machine, 7/8" x 4", with Nut	Hughes	B84-2	ea.	4	$ 7.01	$ 28.04	Lead time 7-8 weeks ARO. Pricing is quoted plus shipping. All Hughes items must be ordered together to meet factory order min level.		
117	Line Guard, 477 ACSR 26/7	Preformed	MG-0150	ea.	75	$ 19.00	$ 1,425.00	Lead time 1 week ARO. Standard package qty is 25 ea.	Preformed Order Min is $600.00	
118	Insulator, Spool 3"	Hendrix	HPI-53-2	ea.	28	$ 1.49	$ 41.72	In stock as of 8/26/26. Pricing is quoted plus shipping.		
121	Square Nut, 5/8"	Maclean	55084P	ea.	23	$ 0.40	$ 9.20	In stock as of 8/26/26. Pricing is quoted plus shipping. Quoting MacLean Power Systems.		
122	Line Guard, 477 ACSR 26/7, Double	Preformed	MG-0333	ea.	25	$ 40.73	$ 1,018.25	Lead time 7-8 weeks ARO. Standard package qty is 25 ea.	Preformed Order Min is $600.00	
123	Top Tie, 477 ACSR 26/7, Double	Preformed	DST-0162	ea.	25	$ 35.62	$ 890.50	Lead time 9-10 weeks ARO. Standard package qty is 25 ea.	Preformed Order Min is $600.00	
125	Compression Connector, H-Tap, Al.-Cu. (336 ACSR - #4/0 CU)	Blackburn	WR909	ea.	20	$ 65.50	$ 1,310.00	Lead time 2 weeks ARO. Min order requirement of 20 pieces. Non-returnable item.		
129	Bolt, Machine, 5/8" x 12" with Nut	Maclean	8812	ea.	5	$ 2.15	$ 10.75	In stock as of 8/26/26. Pricing is quoted plus shipping. Quoting MacLean Power Systems.		
130	Bolt, Machine, 5/8" x 14" with Nut	Maclean	8814	ea.	20	$ 2.51	$ 50.20	In stock as of 8/26/26. Pricing is quoted plus shipping. Quoting MacLean Power Systems.		
134	Bolt, Machine, 3/4" x 14" with Nut	Maclean	8914	ea.	10	$ 5.08	$ 50.80	In stock as of 8/26/26. Pricing is quoted plus shipping. Quoting MacLean Power Systems.		
135	Bolt, Machine, 3/4" x 18" with Nut	Maclean	8918	ea.	25	$ 7.64	$ 191.00	Lead time 3 weeks ARO. Quoting MacLean Power Systems. Pricing is quoted plus shipping. Standard package qty is 25 pieces.		
136	Bolt, Machine, 3/4" x 20" with Nut	Maclean	8920	ea.	30	$ 10.75	$ 322.50	Lead time 3 weeks ARO. Quoting MacLean Power Systems.		
137	Southern Yellow Pine or Red Pine 40 Ft. Class 2 Pole	Bridgewell Resources	40(2)	ea.	3	$ 3,950.00	$ 11,850.00	Lead time 3 weeks ARO. Treated DCOI .15 Per AWPA Specs. RUS M-20 Framed. WQC Inspected.		
							$ 122,524.94			

1	Lug Connector, 4/0 Cu., 2-Hole NEMA, Tin Plated	3M	31145	ea.	30	$	13.50	$	405.00	Lead time 1 week ARO. Sold in package qty of 10 ea.	
2	Lug Connector, 500 AL., 2-Hole NEMA, Tin Plated	3M	40166	ea.	20	$	47.21	$	944.20	Lead time 1 week ARO. Sold in package qty of 10 ea.	
6	Cable Terminator, Outdoor 4-skirt, (4/0 - 500 AL.)	3M	7654-S-4	ea.	15	$	221.00	$	3,315.00	In stock as of 8/26/26.	
11	Copper H-Type Compression Connector, Main 4/0 Tap - #2	Blackburn	CF-4010-1	ea.	25	$	6.95	$	173.75	Lead time 2 weeks ARO. Min order requirment of 150 pieces.	
12	Copper H-Type Compression Connector, Main 4/0 Tap - 4/0	Blackburn	CF-4040-1	ea.	25	$	3.25	$	81.25	Lead time 2 weeks ARO. Min order requirment of 150 pieces.	
14	Ground Rod Clamp	Erico	CP58	ea.	50	$	3.80	$	190.00	In stock as of 8/26/26. Pricing is quoted plus shipping.	
28	Bonding Clip, 5/8"	Maclean	J27276	ea.	25	$	1.40	$	35.00	Lead time 19 weeks ARO. Standard package qty is 250 pieces.	
34	Guy Guard, 8', Plastic, Yellow	Preformed	PG5718	ea.	25	$	5.50	$	137.50	Lead time 1 week ARO. Standard package qty is 25 ea. Quoted plus shipping if ordered without other Preformed items quoted.	Preformed Order Min is $600.00
56	Square Nut, 3/4"	**Maclean**	55085P	ea.	250	$	0.85	$	212.50	Lead time 3 weeks ARO. Quoting MacLean Power Systems. Pricing is quoted plus shipping. Standard package qty is 250 pieces.	
62	Cable Support at Bracket	**Alumaform**	**CS-820**	ea.	15	$	45.00	$	675.00	In stock as of 8/26/26. Quoting Alumaform.	
65	Cable Support at Pole with 4-1/2" x 1/2" Lag Scerw	Hubbell	GJ8857	ea.	15	$	28.80	$	432.00	NO QUOTE	
68	Riser Back Plate 5", High Impact Plastic, 10 Ft.	**Electric Materials Company**	**BKPLPE5**	ea.	3	$	15.00	$	45.00	Lead time 3-4 weeks ARO. Pricing is quoted plus shipping. Standard package qty is 5 ea. Quoting Electrical Materials Company.	
73	Arrester, Heavy Duty, 10 kV 8.4 MCOV	**Maclean**	2216097224	ea.	9	$	52.95	$	476.55	Lead time 4 weeks ARO. Quoting MacLean Power Systems.	
82	Shield Wire, 3/8" EHS, Class B	National Strand		ea.	250	$	0.95	$	237.50	Lead time 3 weeks ARO. Pricing is quoted plus freight.	
92	Insulated Cap, Loadbreak	Richards	21LBICG	ea.		$	36.00	$	-	In stock as of 8/26/26.	
116	Line Guard, 336 ACSR 26/7	Preformed	MG-0147	ea.	50	$	8.50	$	425.00	Lead time 1 week ARO. Standard package qty is 50 ea.	Preformed Order Min is $600.00
120	Pin, Pole Top, 20"	**Maclean**	2199P	ea.	10	$	16.20	$	162.00	In stock as of 8/26/26. Pricing is quoted plus shipping. Quoting MacLean Power Systems.	
124	Bolt, Double Arming, 5/8" x 26" with Nuts	**Maclean**	8876	ea.	15	$	10.25	$	153.75	Lead time 3 weeks ARO. Quoting MacLean Power Systems. Pricing is quoted plus shipping. Standard package qty is 15 pieces.	
127	Riser U-guard 4", High Impact Plastic, 10 Ft.	Hubbell	PSC2030552	ea.	18	$	35.00	$	630.00	NO QUOTE	
128	Riser Back Plate 4", High Impact Plastic, 10 Ft.	Hubbell	PSC2030564	ea.	18	$	11.50	$	207.00	NO QUOTE	
131	Bolt, Machine, 5/8" x 18" with Nut	**Maclean**	8818	ea.	30	$	5.70	$	171.00	Lead time 3 weeks ARO. Quoting MacLean Power Systems. Pricing is quoted plus shipping. Standard package qty is 20 pieces.	
132	Bolt, Machine, 5/8" x 20" with Nut	**Maclean**	8820	ea.	25	$	8.00	$	200.00	Lead time 3 weeks ARO. Quoting MacLean Power Systems. Pricing is quoted plus shipping. Standard package qty is 20 pieces.	
133	Bolt, Machine, 5/8" x 22" with Nut	**Maclean**	8820	ea.	20	$	8.35	$	167.00	Lead time 19 weeks ARO. Quoting MacLean Power Systems. Pricing is quoted plus shipping. Standard package qty is 15 pieces.	
								$	9,476.00		
112	3-Bolt Connector, Static	Maclean	J929	ea.	8	$	16.63	$	133.04	Border States Electric (BSE) stock	
119	Insulator Clevis	Hubbell	SA2070177	ea.	28	$	42.24	$	1,182.72	Border States Electric (BSE) stock + freight	
126	Lug Connector, 477 ACSR, 2-Hole NEMA	Hubbell	JTS10	ea.	9	$	71.15	$	640.35	Border States Electric (BSE) 12 weeks	
								$	1,956.11		