CITY OF FAIRMONT
PUBLIC UTILITIES COMMISSION
AGENDA

Tuesday, October 20, 2026

1 Call to Order
- 7:30 AM City Hall Conference Room (Second Floor)

2 Roll Call
Chair Werre _____
Commissioner Struss _____
Commissioner Christ _____
Commissioner Zoch _____

3 Public Discussion/Comments (Individual comments are limited to 3 minutes)

4 Approval of Minutes **(2 - 3)**
-Regular Meeting, October 6 , 2026

5 Financials & Productions Stats for September 2026 **(4 - 12)**

6 Approval of Record of Disbursements for September 2026 **(13 - 35)**

7 Old Business
7.1 - SMMPA 69 kV Transmission Purchase

8 New Business
8.1 Dave Berg -Rate Study **(36)**
8.2 - Chemical Bids **(37 - 39)**

9 Staff Updates
9.1 - Water/Wastewater Departments
9.2 - Line Departments

10 Date and Time of Next Meetings:
- Work Session - Tuesday, November 3, 2026
- Regular Meeting - Tuesday, November 17, 2026

11 Adjournment

Fairmont Public Utilities Commission
October 20, 2026

Agenda Item: 4

From: Julie Zarling, Assistant Finance Director
To: Public Utilities Commission

Subject: PUC Minutes from Regular meeting on October 6, 2026

Policy/Action Requested:
Vote Required: __X__ Simple Majority _____ Roll Call

Recommendation: Approval

Overview:

Budget Impact: N/A

Attachments: PUC Minutes Regular Meeting, October 6, 2026

****

PUC Action: _____ Date: _____

PUBLIC UTILITIES COMMISSION
REGULAR MEETING

Tuesday, October 6, 2026
7:30 AM
City Hall Conference Room
Meeting held in person

IN ATTENDANCE: Commissioners Werre, Struss, and Zoch

ALSO IN ATTENDANCE: Public Works/Utilities Director York, Finance Director Hoye, Assistant Finance Director Zarling, Water/Wastewater Superintendent Powers, Electrical Superintendent Williams

ABSENT: Christ

Commissioner Werre called the meeting to order at 7:30 AM.

Commissioner Werre called for Public Discussion and Comments. No individuals were present for public comment at the meeting.

A motion was made by Mr. Zoch, seconded by Mr. Struss and carried to approve the September 15, 2026, minutes.

Assistant Finance Director Zarling presented the financial and capital expense report and production stats for August 2026. Discussion with no action taken.

Assistant Finance Director Zarling presented the record of disbursements for August 2026. Discussion was held. A motion was made by Mr. Struss, seconded by Mr. Zoch and carried to approve the August 2026 record of disbursements.

In old business, Public Works/Utilities Director York went over the proposal from SMMPA to purchase five miles of our 69KV lines. Discussion was had and the commission asked for a little more information to be brought to their attention next meeting. No action was taken.

In new business, Finance Director Hoye went over Resolution 2026-01. On September 28, 2026, the City Council approved Resolution 2026-34 providing for the issuance and sale of $10,000,000 Electric Revenue Bonds, Series 2026A. The bond proceeds will be used to pay for the FES, 10th St., and WIP substation project. A motion was made by Mr. Werre, seconded by Mr. Struss and carried to approve Resolution 2026-01.

Assistant Finance Director Zarling presented Resolution 2026-02 which asks that Mrs. Zarling be named as the member representative to SMMPA for the City of Fairmont replacing Mr. Heide, and Mr. Williams be names as the Alternate Member Representative replacing Mrs. Zarling. A motion was made by Mr. Werre, seconded by Mr. Zoch and carried to approve Resolution 2026-02.

Water/Wastewater Superintendent Powers gave an update on his departments. They are working on concrete and curb at the wastewater plant as part of the big project. They filed a 30-day extension because there were delays in the electrical equipment. The rotary press is running, and they will run the dryer in the next few weeks as a test run. Chemical bids were due the end of September, so those results will be brought to the PUC next meeting. The water plant is busy with helping NLP with the lead service line project.

Electrical Superintendent Williams hit the ground running in the first three weeks of his promotion. The WIP substation project is underway. They are working on the underground poles near Pioneer drive. They are also working on the north feeder to get things ready. The last power outage that happened on Saturday was from a squirrel. Because of the substation work that is being done, things are being fed differently for the short term. We have DGR coming to look at what happened during the outage and try to find a way to prevent it from happening again.

It was moved by Mr. Zoch, seconded by Mr. Werre, and approved to adjourn the meeting at 8:35 AM.

_____

Perry Struss, Secretary

Fairmont Public Utilities Commission
October 20, 2026

Agenda Item: 5

From: Julie Zarling, Assistant Finance Director
To: Public Utilities Commission

Subject: Financial Report & Production Stats: September 2026

Policy/Action Requested:
Vote Required: ____ Simple Majority _____ Roll Call

Recommendation: Informational

Overview:

Financial Reports, Stats, and the Capital Expenditure Summary for September 2026 are included for review.

Budget Impact: N/A

Attachments: September Report, Capital Expenditures Summary, & Production Statistics

****

PUC Action: _____ Date: _____

FAIRMONT PUBLIC UTILITIES COMMISSION

INCOME STATEMENT SUMMARY: 2026 & 2025

	2026				2025			
WATER DEPARTMENT	**SEP**	**YTD**	**BUDGET**	**% BUDGET**	**SEP**	**YTD**	**BUDGET**	**% BUDGET**
WATER DEPT REVENUE	$1,091,783.98	$6,710,326.85	$6,981,528.00	96.12%	$571,276.85	$5,317,070.75	$6,673,491.00	79.67%
WATER FILTRATION PLANT EXP.	$140,934.72	$1,272,346.95	$1,811,086.00	70.25%	$118,920.24	$1,210,937.65	$1,791,990.00	67.58%
WATER DISTRIB EXP.	$60,357.67	$502,724.63	$871,436.00	57.69%	$53,927.62	$580,265.59	$909,008.00	63.84%
WATER ADMIN EXP.	$25,168.93	$183,925.98	$274,081.00	67.11%	$19,493.54	$179,808.39	$240,357.00	74.81%
WATER MISC EXP.	$99,254.61	$1,381,483.48	$1,694,793.00	81.51%	$112,354.11	$1,316,118.71	$1,595,268.00	82.50%
TRANSFER OUT TO OTHER FUNDS	$18,095.39	$162,858.51	$217,145.00	75.00%	$17,178.89	$154,610.01	$206,147.00	75.00%
TOTAL WATER DEPT EXP.	$343,811.32	$3,503,339.55	$4,868,541.00	71.96%	$321,874.40	$3,441,740.35	$4,742,770.00	72.57%
WATER DEPT NET INCOME (LOSS)	$747,972.66	$3,206,987.30	$2,112,987.00	151.78%	$249,402.45	$1,875,330.40	$1,930,721.00	97.13%

	2026				2025			
WASTEWATER DEPARTMENT	**SEP**	**YTD**	**BUDGET**	**% BUDGET**	**SEP**	**YTD**	**BUDGET**	**% BUDGET**
WASTEWATER DEPT REVENUE	$430,954.63	$5,984,695.05	$7,545,356.00	79.32%	$2,228,853.49	$5,217,769.11	$3,597,816.00	145.03%
WASTEWATER TREATMENT PLANT EXP.	$114,149.45	$1,045,526.93	$1,475,259.00	70.87%	$102,089.10	$1,042,205.32	$1,328,668.00	78.44%
WASTEWATER COLLECTION EXP.	$27,403.92	$376,180.31	$526,906.00	71.39%	$21,143.24	$259,372.28	$538,347.00	48.18%
WASTEWATER ADMIN EXP.	$18,468.37	$123,950.38	$179,580.00	69.02%	$17,593.28	$210,794.70	$155,466.00	135.59%
WASTEWATER MISC EXP.	$82,096.87	$1,100,916.14	$1,609,040.00	68.42%	$97,027.60	$698,320.10	$840,750.00	83.06%
TRANSFER OUT TO OTHER FUNDS	$10,214.90	$91,934.10	$122,579.00	75.00%	$9,948.73	$89,538.57	$119,385.00	75.00%
TOTAL WASTEWATER DEPT EXP.	$252,333.51	$2,738,507.86	$3,913,364.00	69.98%	$247,801.95	$2,300,230.97	$2,982,616.00	77.12%
WASTEWATER DEPT NET INCOME (LOSS)	$178,621.12	$3,246,187.19	$3,631,992.00	89.38%	$1,981,051.54	$2,917,538.14	$615,200.00	474.24%

	2026				2025			
ELECTRIC DEPARTMENT	**SEP**	**YTD**	**BUDGET**	**% BUDGET**	**SEP**	**YTD**	**BUDGET**	**% BUDGET**
ELECTRIC DEPT REVENUE	$1,544,746.74	$13,479,808.00	$17,249,464.00	78.15%	$1,495,760.44	$13,243,979.87	$17,429,298.00	75.99%
PURCHASE POWER EXP.	$960,630.90	$9,084,498.59	$11,114,203.00	81.74%	$1,058,166.07	$9,420,571.87	$12,236,276.00	76.99%
ELECTRIC DISTRIB EXP.	$150,565.34	$1,442,082.48	$2,058,958.00	70.04%	$185,494.53	$1,512,349.70	$1,968,505.00	76.83%
ELECTRIC ADMIN EXP.	$67,607.22	$588,786.29	$877,723.00	67.08%	$86,021.13	$640,571.75	$806,358.00	79.44%
ELECTRIC DEPT MISC EXP.	$43,079.88	$366,089.43	$602,659.00	60.75%	$41,015.16	$394,556.00	$605,709.00	65.14%
TRANSFER OUT TO OTHER FUNDS	$50,023.04	$450,207.36	$600,276.00	75.00%	$51,205.72	$460,851.45	$614,468.00	75.00%
TOTAL ELECTRIC DEPT EXP.	$1,271,906.38	$11,931,664.15	$15,253,819.00	78.22%	$1,421,902.61	$12,428,900.77	$16,231,316.00	76.57%
ELECTRIC DEPT NET INCOME (LOSS)	$272,840.36	$1,548,143.85	$1,995,645.00	77.58%	$73,857.83	$815,079.10	$1,197,982.00	68.04%

FAIRMONT PUBLIC UTILITIES COMMISSION

CAPITAL EXPENDITURE SUMMARY

2026

Water Department

Project Name	Project Cost/ Approved Budget	Change Orders	Adjusted Contract	Total Spent	Current/Future Commitments	Estimated Total Project Spent
Raw Water Lake Wall Replacement	$ 400,000.00		$ 400,000.00	$ 39,842.00		$ 39,842.00
Hydro Vac Unit	$ 700,000.00		$ 700,000.00	$ 633,281.77		$ 633,281.77
Lime Press Upgrades	$ 85,000.00		$ 85,000.00	$ 45,396.63		$ 45,396.63
Lead Service Line Project (2025-Grant Funded)	$ -		$ -	$ 1,456,216.09		$ 1,456,216.09
Totals	**$ 1,185,000.00**	**$ -**	**$ 1,185,000.00**	**$ 2,174,736.49**	**$ -**	**$ 2,174,736.49**

Wastewater Department

Project Name	Project Cost/ Approved Budget	Change Orders	Adjusted Contract	Total Spent	Current/Future Commitments	Estimated Total Project Spent
UV/Solids handling upgrade project (CIP 2024)	$ 33,745,515.00		$ 33,745,515.00	$ 29,244,306.08		$ 29,244,306.08
Lift Station rehab/repair/monitoring	$ 150,000.00		$ 150,000.00	$ 175,825.53		$ 175,825.53
West Areation Basin Repairs	$ 85,000.00		$ 85,000.00			$ -
Head Works Improvements	$ 100,000.00		$ 100,000.00	$ 41,885.81		$ 41,885.81
Totals	**$ 34,080,515.00**	**$ -**	**$ 34,080,515.00**	**$ 29,462,017.42**	**$ -**	**$ 29,462,017.42**

Electric Department

Project Name	Project Cost/ Approved Budget	Change Orders	Adjusted Contract	Total Spent	Current/Future Commitments	Estimated Total Project Spent
New Transformers	$ 230,000.00		$ 230,000.00	$ 164,735.00	$ 20,035.00	$ 184,770.00
Underground Conductors	$ 160,000.00		$ 160,000.00	$ 11,751.12		$ 11,751.12
Replace High Voltage Switches	$ 280,000.00		$ 280,000.00		$ 153,448.02	$ 153,448.02
10th Street SUB Modifications/Breakers (CIP 2024)	$ 4,088,500.00		$ 4,088,500.00	$ 4,344,171.92	$ 281,572.64	$ 4,625,744.56
FES Sub Transformer Replace/Switchgear (CIP 2024)	$ 6,248,950.00		$ 6,248,950.00	$ 2,717,378.79	$ 1,951,808.21	$ 4,669,187.00
West Industrial Park Substation (Substation) (CIP 2024)	$ 8,404,600.00		$ 8,404,600.00	$ 917,159.47	$ 798,730.25	$ 1,715,889.72
Downtown Lighting/Bollard/sign Replacement	$ 235,000.00		$ 235,000.00	$ -		$ -
Replace Bucket Truck	$ 390,000.00		$ 390,000.00	$ -	$ 396,461.00	$ 396,461.00
Bury Lake Ave Distribution	$ 165,000.00		$ 165,000.00	$ 67,060.00	$ -	$ 67,060.00
Replace/Re-purpose Truck #223	$ 57,000.00		$ 57,000.00	$ -	$ 48,790.00	$ 48,790.00
GIS Training/Consulting/Workstations	$ 50,000.00		$ 50,000.00	$ 19,499.40		$ 19,499.40
Replace SCADA System	$ 650,000.00		$ 650,000.00	$ 77,052.00		$ 77,052.00
69kv breaker/DC/East Chain Sub	$ 120,000.00		$ 120,000.00	$ -		$ -
Street Improvement Projects	$ 20,000.00		$ 20,000.00	$ -		$ -
Replace Street Light Poles Blue Earth Avenue	$ 368,000.00		$ 368,000.00	$ -		$ -
Replace Printer	$ 6,500.00		$ 6,500.00	$ 6,744.35		$ 6,744.35
Replace Locate Van	$ 57,000.00		$ 57,000.00	$ 62,010.12		$ 62,010.12
Hospital Switchgear Upgrade	$ 130,000.00		$ 130,000.00	$ -		$ -
Replace Fork Lift	$ 42,000.00		$ 42,000.00	$ 37,516.81		$ 37,516.81
Repair and Clean Buss at FES Sub	$ 20,000.00		$ 20,000.00	$ 29,759.00		$ 29,759.00
Replace Vacuum Excavator	$ 83,000.00		$ 83,000.00	$ 53,320.37		$ 53,320.37
Replace Core Drill	$ 7,000.00		$ 7,000.00	$ 4,629.37		$ 4,629.37
Install Backup Generator at Line Department	$ 17,000.00		$ 17,000.00	$ -		$ -
Totals	**$ 21,829,550.00**	**$ -**	**$ 21,829,550.00**	**$ 8,512,787.72**	**$ 3,650,845.12**	**$ 12,163,632.84**

FAIRMONT PUBLIC UTILITIES

ELECTRIC DEPT STATISTICAL COMPARISON - SEPTEMBER

ACCOUNT #	DESCRIPTION	SEPT KWH 2026	SEPT KWH 2025	SEPT REV 2026	SEPT REV 2025
604-37400-37411	Residential Light Sales	3,091,999	2,715,761	$407,422.18	$361,832.60
604-37400-37412	Residential Heat Sales	818,952	742,289	$104,951.57	$95,941.62
604-37400-37413	Commercial Service Sales	1,819,419	1,701,384	$233,085.04	$218,742.64
604-37400-37414	Seasonal Commercial Heat Sales	44,093	40,389	$4,083.16	$3,718.89
604-37400-37415	General Service Sales	1,536,586	1,490,420	$175,291.92	$171,362.62
604-37400-37416	Industrial Sales	4,128,898	4,255,930	$447,593.21	$484,168.85
604-37400-37417	All Electric Sales	727,726	703,043	$77,052.56	$74,793.93
604-37400-37418	Rural Electric Sales	305,277	271,017	$40,386.91	$36,095.40
604-37400-37420	Filter Plant Power	152,480	101,800	$12,976.05	$8,663.18
604-37400-37421	WW Treatment Plant Power	127,714	120,972	$10,868.46	$10,294.72
604-37400-37423	Municipal Street Lighting	39,136	41,533	$3,577.08	$3,796.11
604-37400-37422	EV Charging Stations			$244.56	$85.11
604-37400-37426	Security & Street Lighting	3,678	3,928	$899.48	$905.44
604-37400-37419	Energy Cost Adjustment			($10,567.16)	($12,155.25)
	TOTAL SALES	**12,795,958**	**12,188,466**	**$1,507,865.02**	**$1,458,245.86**

ELECTRIC PURCHASES	2026	2025
TIE LINE - SMMPA 69 KV (BILLED)	11,529,871	11,801,674
TIE LINE - WAPA 69 KV (BILLED)	239,000	239,000
TOTAL PURCHASES (69 KV)	11,768,871	12,040,674
SALES TO PURCHASES DIFFERENCIAL	(1,027,087)	(147,792)
	108.73%	101.23%

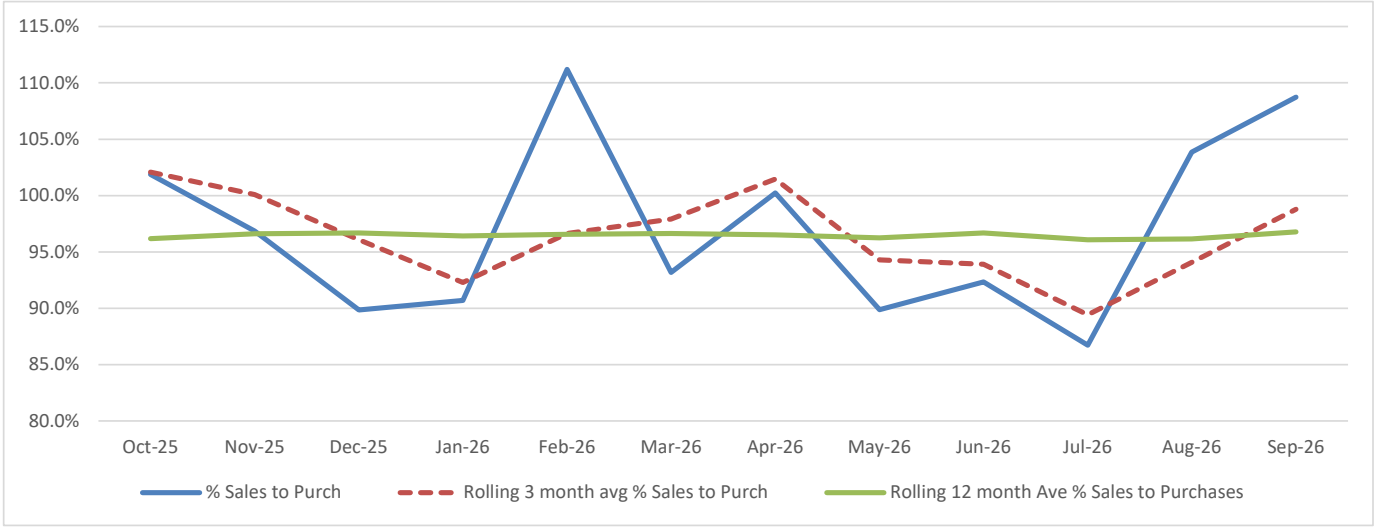

City of Fairmont
Demand Ratchet Costs - 2026

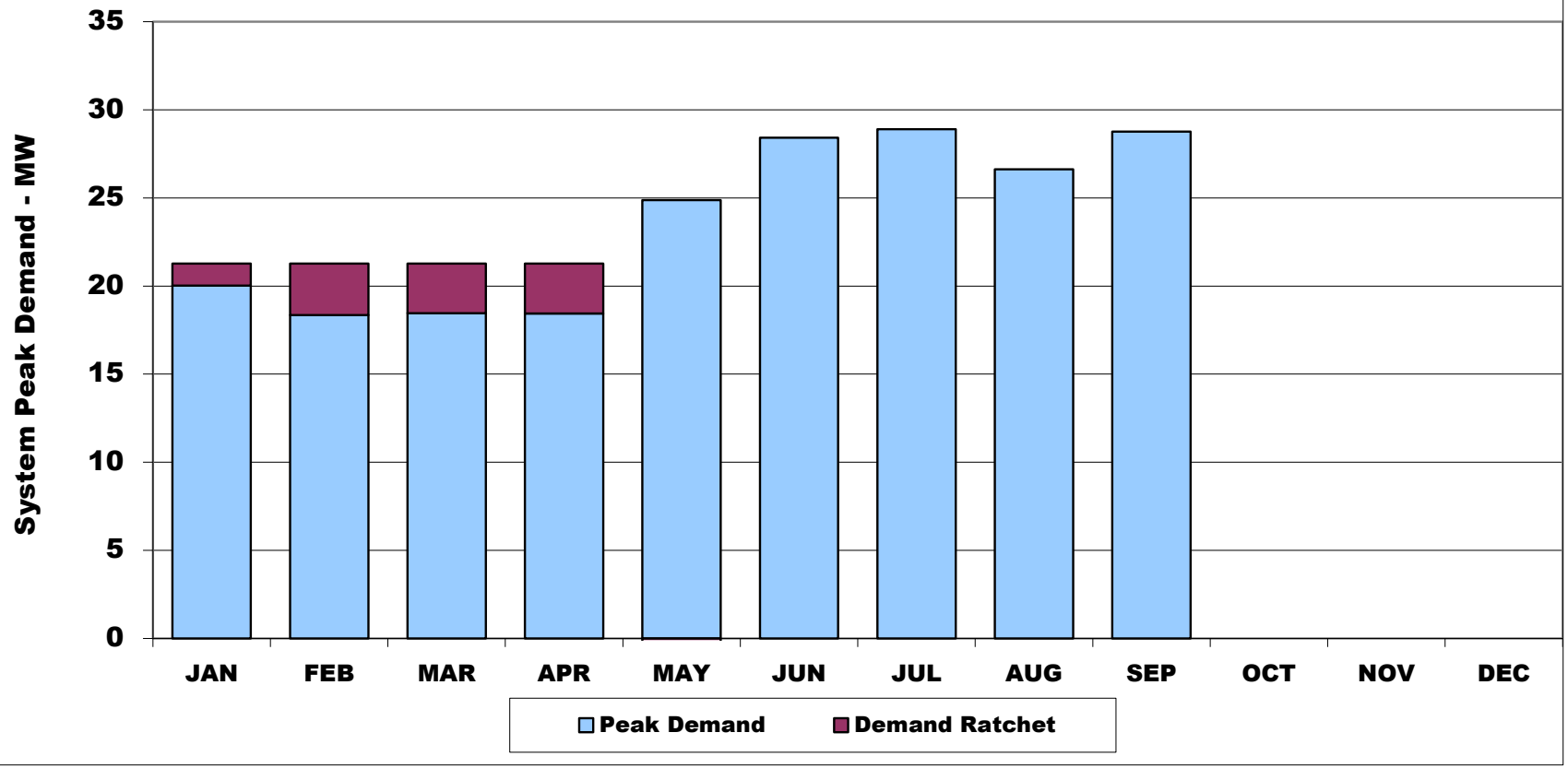

	JAN	FEB	MAR	APR	MAY	JUN	JUL	AUG	SEP	OCT	NOV	DEC
PEAK DEMAND	20,025	18,346	18,456	18,439	24,870	28,422	28,893	26,621	28,756			
RATCHET DEMAND	21,274	21,274	21,274	21,274	21,274							
DIFFERENCE	1,249	2,928	2,818	2,835	-3,596					0	0	0
RATCHET COST	$13,677	$28,607	$27,532	$27,698	$0					$0	$0	$0

TOTAL RATCHET COSTS $97,514

JAN - MAY: RATCHET BASED ON SYSTEM PEAK OF 28,749 SET ON JULY 22, 2025

JUN - SEP: ANNUAL PEAK MEASUREMENT PERIOD.

OCT-DEC: RATCHET BASED ON SYSTEM PEAK SET SUMMER OF 2026 - TBD

Ratchet is 74% of peak demand.

FAIRMONT PUBLIC UTILITIES - COMPARISON OF PURCHASE POWER TO SALES

FOR YEAR 2026

	SMMPA									WAPA									
	ACTUAL DEMAND	BILLED DEMAND	KWH	DEMAND $$	ENERGY $$	ECA $$	WHEELING	TOTAL BILL	AVERAGE COST/KWH	BILLED DEMAND	KWH	TOTAL BILL	AVERAGE COST/KWH	TOTAL KWH PURCHASED	TOTAL PURCHASED POWER COST	2026 AVE COST KWH	TOTAL KWH SOLD TO CUSTOMERS	TOTAL REVENUE	2026 AVE REV KWH SOLD
JAN	20,025	21,274	11,823,795	$304,814.64	$652,171.65	$80,010.14	$0.00	$1,036,996.43	$0.08770	784	286,000	$10,521.60	$0.03679	12,109,795	$1,047,518.03	$0.08650	10,983,292	$1,330,184.98	$0.12111
FEB	18,346	21,274	10,104,207	$270,223.38	$500,455.87	$236,475.90	$0.00	$1,007,155.15	$0.09968	785	287,000	$10,546.20	$0.03675	10,391,207	$1,017,701.35	$0.09794	11,554,603	$1,586,387.95	$0.13729
MAR	18,456	21,274	10,393,531	$270,597.38	$515,238.41	$51,440.52	$0.00	$837,276.31	$0.08056	782	342,000	$11,493.20	$0.03361	10,735,531	$848,769.51	$0.07906	10,003,305	$1,254,490.75	$0.12541
APR	18,439	21,274	9,810,761	$270,539.58	$489,811.12	$77,795.58	$0.00	$838,146.28	$0.08543	774	358,000	$11,718.80	$0.03273	10,168,761	$849,865.08	$0.08358	10,193,491	$1,318,503.69	$0.12935
MAY	24,870	24,870	10,743,535	$327,537.90	$528,644.91	($42,353.06)	$0.00	$813,829.75	$0.07575	569	252,000	$8,418.20	$0.03341	10,995,535	$822,247.95	$0.07478	9,881,632	$1,189,448.00	$0.12037
JUN	28,422	28,422	12,446,241	$374,317.74	$624,331.78	$18,790.44	$0.00	$1,017,439.96	$0.08175	578	232,000	$8,129.20	$0.03504	12,678,241	$1,025,569.16	$0.08089	11,705,648	$1,428,403.74	$0.12203
JUL	28,893	28,893	15,254,627	$380,520.81	$763,980.18	$76,133.66	$0.00	$1,220,634.65	$0.08002	578	246,000	$8,375.60	$0.03405	15,500,627	$1,229,010.25	$0.07929	13,442,467	$1,684,381.67	$0.12530
AUG	26,621	26,621	13,592,940	$350,598.57	$673,410.81	$152,592.03	$0.00	$1,176,601.41	$0.08656	546	261,000	$8,415.60	$0.03224	13,853,940	$1,185,017.01	$0.08554	14,388,703	$1,854,470.72	$0.12888
SEP	28,756	28,756	11,529,871	$378,716.52	$573,504.83	($11,839.45)	$0.00	$940,381.90	$0.08156	556	239,000	$8,098.40	$0.03388	11,768,871	$948,480.30	$0.08059	12,795,958	$1,507,865.02	$0.11784
OCT							$0.00	$0.00	#DIV/0!				#DIV/0!	0	$0.00	#DIV/0!			#DIV/0!
NOV							$0.00	$0.00	#DIV/0!				#DIV/0!	0	$0.00	#DIV/0!			#DIV/0!
DEC							$0.00	$0.00	#DIV/0!				#DIV/0!	0	$0.00	#DIV/0!			#DIV/0!
TOT			105,699,508	$2,927,866.52	$5,321,549.56	$639,045.76	$0.00	$8,888,461.84	$0.08409	5,952	2,503,000	$85,716.80	$0.03425	108,202,508	$8,974,178.64	$0.08294	104,949,099	$13,154,136.52	$0.1253
																		AVE KWH COST	$0.0829
																		KWH SOLD	$0.0855
																		KWH MARGIN	$0.0398

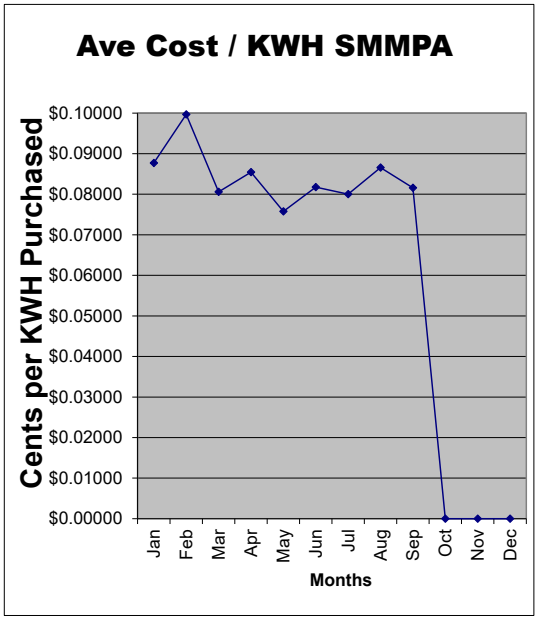

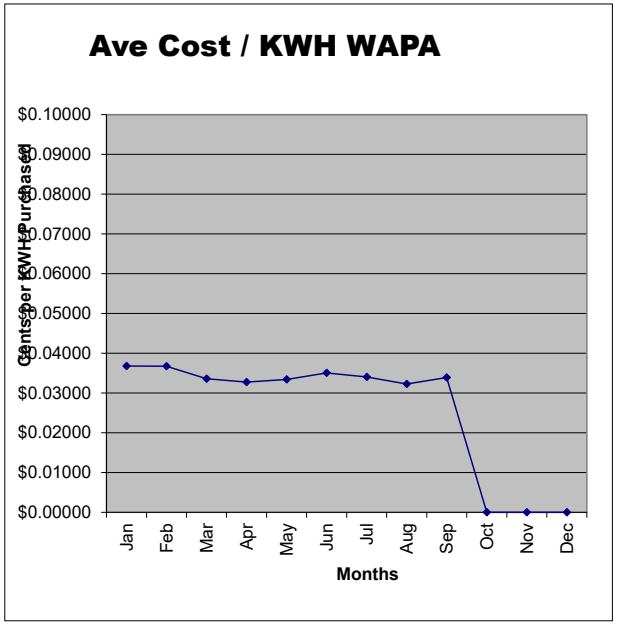

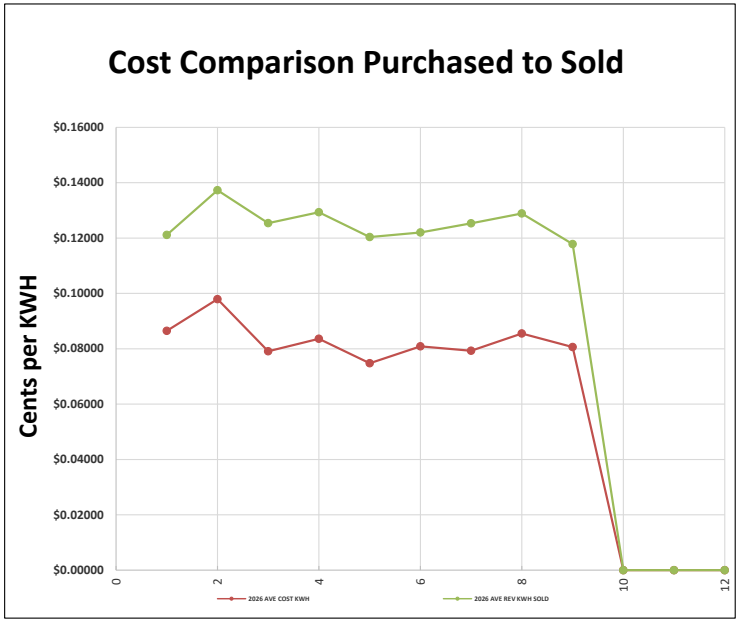

PUBLIC UTILITIES COMMISSION WATER DEPARTMENT STATISTICS FOR 2026

	JAN	FEB	MAR	APR	MAY	JUN	JUL	AUG	SEP	OCT	NOV	DEC
RAW WATER	43,288,450	41,037,760	44,988,270	44,996,280	49,514,470	48,788,180	51,028,710	51,002,820	44,128,620			
ACCOUNTED LOSS	27,769	52,642	189,555	80,905	67,895	132,766	65,853	70,831	65,214			
FINISHED WATER	42,860,970	40,639,670	44,161,280	44,150,430	48,513,080	48,088,160	50,296,190	50,153,520	43,531,820			
TOTAL PLANT LOSS	**399,711**	**345,448**	**637,435**	**764,945**	**933,495**	**567,254**	**666,667**	**778,469**	**531,586**	**0**	**0**	**0**
RESIDENTIAL SALES	12,894,960	12,335,181	10,428,155	12,525,023	12,630,724	13,435,132	14,259,805	14,364,886	13,343,350			
COMMERCIAL SALES	7,597,832	8,967,893	7,747,425	8,482,555	9,229,612	10,663,480	11,386,482	12,023,247	10,912,316			
INDUSTRIAL SALES	17,867,893	17,211,729	16,881,862	18,634,571	18,125,702	18,800,198	19,116,640	19,308,741	20,223,476			
TOTAL WATER SALES	**38,360,685**	**38,514,803**	**35,057,442**	**39,642,149**	**39,986,038**	**42,898,810**	**44,762,927**	**45,696,874**	**44,479,142**	**0**	**0**	**0**
ACCOUNTED LOSS	430,260	322,000	138,600	342,000	566,320	225,545	523,757	498,850	79,300			
UNACCOUNTED LOSS	4,070,025	1,802,867	8,965,238	4,166,281	7,960,722	4,963,805	5,009,506	3,957,796	(1,026,622)	0	0	0
% OF NET FINISHED WATER	9.50%	4.44%	20.30%	9.44%	16.41%	10.32%	9.96%	7.89%	-2.36%	#DIV/0!	#DIV/0!	#DIV/0!
PEAK DAY VOL	1,595,300	1,574,100	1,891,500	1,701,900	1,793,900	1,821,300	1,853,900	1,897,100	1,783,600			
PEAK DATE	01/24/26	02/07/26	03/25/26	04/19/26	05/15/26	06/27/26	07/28/26	08/26/26	09/04/26			
AVERAGE DAY VOL	1,382,600	1,451,400	1,424,600	1,471,700	1,564,900	1,602,900	1,622,500	1,617,900	1,451,100			
RESIDENTIAL SALES $$	$295,429.77	$291,396.05	$276,796.36	$290,758.52	$293,031.68	$300,306.34	$307,729.85	$309,262.01	$301,078.60			
COMMERCIAL SALES $$	$105,658.53	$117,747.59	$106,905.20	$113,567.31	$120,082.68	$132,799.19	$139,477.34	$145,161.36	$135,315.49			
INDUSTRIAL SALES $$	$134,070.64	$128,807.29	$126,161.30	$140,220.46	$136,138.62	$132,077.37	$144,087.32	$145,628.24	$152,965.69			
TOTAL SALES $$$	**$535,158.94**	**$537,950.93**	**$509,862.86**	**$544,546.29**	**$549,252.98**	**$565,182.90**	**$591,294.51**	**$600,051.61**	**$589,359.78**	**$0.00**	**$0.00**	**$0.00**

WATER DEPARTMENT TOTALS YEAR TO DATE

	2026	2025	
RAW WATER	418,773,560	388,772,880	GAL
ACCOUNTED PLANT LOSS	753,430	0	
FINISHED WATER	412,395,120	381,829,970	GAL
TOTAL PLANT LOSS	5,625,010	6,942,910	
RESIDENTIAL SALES	116,217,216	116,837,541	GAL
COMMERCIAL SALES	87,010,842	82,932,406	GAL
INDUSTRIAL SALES	166,170,812	134,211,424	GAL
TOTAL WATER SALES	369,398,870	333,981,371	GAL
ACCOUNTED LOSSES	3,126,632	4,738,100	GAL
UNACCOUNTED LOSSES	39,869,618	43,110,499	GAL
% OF NET FINISHED WATER	9.67%	11.29%	
YTD RESIDENTIAL SALES $$	$2,665,789.18	$2,669,551.25	
YTD COMMERCIAL SALES $$	$1,116,714.69	$1,077,104.32	
YTD INDUSTRIAL SALES $$	$1,240,156.93	$993,269.86	
YTD WATER SALES TOTAL $$	$5,022,660.80	$4,739,925.43	
REVENUE PER GALLON SOLD	$0.013597	$0.014192	
GROWTH RATE OF REV/GAL SOLD	0.95805	1.05366	

PUBLIC UTILITIES COMMISSION WASTEWATER DEPARTMENT STATISTICS FOR THE YEAR 2026

	JAN	FEB	MAR	APR	MAY	JUN	JUL	AUG	SEP	OCT	NOV	DEC
TOTAL FLOW	39,010,000	36,200,000	45,710,000	47,860,000	49,180,000	42,470,000	46,240,000	51,310,000	53,780,000			
DAILY FLOW	1,260,000	1,290,000	1,470,000	1,600,000	1,590,000	1,420,000	46,240,000	1,660,000	1,790,000			
MAXIMUM FLOW	1,390,000	1,440,000	1,890,000	1,880,000	2,160,000	1,780,000	2,650,000	2,640,000	2,520,000			
MINIMUM FLOW	1,190,000	1,200,000	1,240,000	1,410,000	1,350,000	1,120,000	1,140,000	1,390,000	1,340,000			
I & I % OF TOTAL FLOW	26.18%	18.75%	42.12%	38.87%	38.07%	19.00%	20.66%	24.55%	32.75%			
INFLUENT AVERAGE:												
LBS / DAY BOD	3,714	3,565	3,470	4,720	4,510	3,151	3,651	3,438	4,358			
LBS / DAY TSS	3,235	3,577	5,443	6,691	4,474	3,209	3,696	4,659	4,245			
EFFLUENT BOD:												
AVERAGE BOD	2.4	2.3	2.6	2.3	4.0	4.7	4.6	2.9	2.9			
MAXIMUM BOD	3.7	3.6	4.0	2.0	6.8	6.7	14.4	6.7	5.4			
MINIMUM BOD	2.0	2.0	2.0	2.9	2.0	1.7	2.0	1.0	2.0			
EFFLUENT TSS:												
AVERAGE TSS	8	8	7	4	5	5	8	6	5			
MAXIMUM TSS	13	13	15	9	9	12	14	16	11			
MINIMUM TSS	3	2	3	2	2	2	3	3	2			
# OF DAYS OVER												
PERMIT LIMITS	0	0	0	0	0	0	0	0	0			
ELECTRIC USE - KWH	118,208	121,306	102,980	113,774	114,102	115,684	119,726	126,034	127,714			
ELECTRIC USE - COST	$10,059.50	$12,407.30	$9,225.16	$10,572.68	$9,232.68	$10,066.36	$10,974.20	$12,168.20	$10,762.46			
REVENUE:												
RESIDENTIAL	$130,949.82	$129,353.59	$123,907.44	$129,394.68	$130,172.90	$122,007.94	$123,107.95	$123,154.90	$122,577.26			
COMMERCIAL	$45,868.80	$44,453.01	$42,692.91	$59,262.77	$49,407.15	$56,325.33	$51,119.03	$53,881.07	$52,336.76			
INDUSTRIAL	$35,870.34	$41,660.43	$44,509.87	$43,336.27	$46,326.47	$58,841.50	$50,373.91	$71,717.40	$61,675.29			
TOTAL REVENUE	**$212,688.96**	**$215,467.03**	**$211,110.22**	**$231,993.72**	**$225,906.52**	**$237,174.77**	**$224,600.89**	**$248,753.37**	**$236,589.31**	**$0.00**	**$0.00**	**$0.00**

BOD = Biodegradable Oxygen Demand

TSS= Total Suspended Solids

WASTEWATER DEPARTMENT TOTALS YEAR TO DATE

	YEAR 2026	YEAR 2025
TOTAL FLOW TO PLANT, GALLONS	411,760,000	482,780,000
I & I % OF TOTAL FLOW	28.99%	38.46%
DAYS EXCEEDING PERMIT LIMITS	0	0
TOTAL ELECTRIC - KWH	1,059,528	1,095,496
TOTAL ELECTRIC - COST	$95,468.54	$ 95,061.42
TOTAL RESIDENTIAL REVENUE	$1,134,626.48	$1,066,487.52
TOTAL COMMERCIAL REVENUE	$455,346.83	$397,075.04
TOTAL INDUSTRIAL REVENUE	$454,311.48	$498,282.13
TOTAL REVENUE	**$2,044,284.79**	**$1,961,844.69**

Fairmont Public Utilities Commission
October 20, 2026

Agenda Item: 6

From: Julie Zarling, Assistant Finance Director
To: Public Utilities Commission

Subject: Record of Disbursements- September 2026

Policy/Action Requested:
Vote Required: __X__ Simple Majority _____ Roll Call

Recommendation: Approval

Overview:

Approval is requested for the Commissioners' Record of Disbursements for September 2026

Budget Impact:

Attachments: PUC Check Listing for September 2026

****

PUC Action: _____ Date: _____

AP
PUC CHECKS

User: juliezar
Printed: 10/15/2026 9:28:37 PM

Last Name	Acct 1	Amount	Check Date	Check Num	Description
A1 Concrete Grinding & Mudjacking Shriver, Loren	604-49570-40300	650.00	9/25/2026	174412	12th st sidewalk panel
A1 Concrete Grinding & Mudjacking Shriver, Loren		650.00			
Advanced Engineering & Environmental Services, LLC	601-49400-31200	98.00	9/25/2026	174413	services 8/1-8/28/26 I&C system services
Advanced Engineering & Environmental Services, LLC		98.00			
Altec Industries Inc	604-49570-40500	900.74	9/25/2026	174414	#226 inspect bucket truck
Altec Industries Inc	604-49570-40400	48.05	9/25/2026	174414	#226 bolts
Altec Industries Inc	604-49570-40500	1,315.09	9/25/2026	174414	#224 inspect bucket truck
Altec Industries Inc	604-49570-40500	1,559.34	9/25/2026	174414	#229 inspect boom truck
Altec Industries Inc		3,823.22			
Amazon Capital Services	602-49450-43900	20.98	9/11/2026	174257	Laptop Charger Brady
Amazon Capital Services	601-49400-40400	35.00	10/1/2026	174478	Cooling Fan Water Dept
Amazon Capital Services		55.98			
American Fence Company	602-49450-40400	465.00	9/25/2026	174415	hysecurity drive wheels
American Fence Company		465.00			
American Welding & Gas, Inc.	601-49400-40400	104.75	10/8/2026	174594	cylinder rental
American Welding & Gas, Inc.		104.75			
Anderson Gus	604-49595-43988	25.00	9/25/2026	174416	residential dishwasher rebate
Anderson Gus		25.00			
Aqua-Pure Inc.	601-49400-21620	5,302.00	9/25/2026	174417	1100 lbs AF 84401 & 5500 lbs 40% LAS

Last Name	Acct 1	Amount	Check Date	Check Num	Description
Aqua-Pure Inc.	601-49400-31200	1,200.00	10/8/2026	174595	3rd quarter service charge
Aqua-Pure Inc.		6,502.00			
Avery Weigh-Tronix LLC	604-49595-43911	940.00	9/25/2026	174418	commercial compressed air leak rebate
Avery Weigh-Tronix LLC		940.00			
Barringer Rod	604-49595-43990	50.00	9/25/2026	174419	residential furnace rebate
Barringer Rod	604-49595-43981	256.00	9/25/2026	174419	residential AC rebate
Barringer Rod		306.00			
Bettin Trucking, Inc. Michael	601-49430-40200	1,242.40	10/8/2026	174596	tickets 51 & 52 black dirt
Bettin Trucking, Inc. Michael		1,242.40			
Bevcomm Inc	604-49590-20220	1,264.68	9/11/2026	174260	Electric Dept Equipment Supplies
Bevcomm Inc		1,264.68			
Bicknase Dan	604-49595-43990	50.00	9/25/2026	174420	residential furnace rebate
Bicknase Dan		50.00			
Bloomgren Kyle	604-49595-43982	1,500.00	9/25/2026	174421	residential ducted ASHP rebate
Bloomgren Kyle		1,500.00			
Bock Randall	601-49440-32100	38.41	9/15/2026	0	Sept 2026 Cell Phone Reimbursement
Bock Randall		38.41			
Bohlsen James	604-49570-43900	28.00	10/8/2026	0	work after hours per diem power outage 9/11/26
Bohlsen James		28.00			
Bolton & Menk, Inc.	602-00000-16500	25,633.50	9/11/2026	174261	UV & Biosolids Construction Services 07/18 to 08/14/2026
Bolton & Menk, Inc.	601-00000-16500	4,731.00	9/18/2026	174348	Replace Retaining Wall at Raw Water Intake-Budd Lake
Bolton & Menk, Inc.	601-00000-16500	25,347.00	9/18/2026	174348	2025 LSL Replacement Project 08/01 to 08/28/2026
Bolton & Menk, Inc.	601-00000-16500	394.00	9/11/2026	174261	Ground Storage Reservoir Improvements 07/18 to 08/14/26

Last Name	Acct 1	Amount	Check Date	Check Num	Description
Bolton & Menk, Inc.		56,105.50			
Bomgaars Supply	602-49450-40400	39.85	9/25/2026	174422	spray bottles, bleach, saw zall blades
Bomgaars Supply	604-49570-22300	12.99	9/25/2026	174422	64oz measuring pitcher
Bomgaars Supply	601-49400-40400	20.98	9/25/2026	174422	lube press cans
Bomgaars Supply	602-49450-43900	10.99	9/25/2026	174422	double sided tape
Bomgaars Supply	602-49450-43900	30.59	9/25/2026	174422	trimmer head
Bomgaars Supply	602-49470-40200	26.99	9/25/2026	174422	50:1 fuel
Bomgaars Supply		142.39			
Brockmann Kevin	604-49570-43900	47.00	9/25/2026	174423	per diem for working through lunch and after hours Harsco Outage
Brockmann Kevin		47.00			
Brown Tondelaya	604-00000-20200	3.46	9/1/2026	174154	Refund Check 019559-000, 600 Burton Lane 301
Brown Tondelaya	602-00000-20200	7.53	9/1/2026	174154	Refund Check 019559-000, 600 Burton Lane 301
Brown Tondelaya	601-00000-20200	3.88	9/1/2026	174154	Refund Check 019559-000, 600 Burton Lane 301
Brown Tondelaya	604-00000-20200	40.76	9/1/2026	174154	Refund Check 019559-000, 600 Burton Lane 301
Brown Tondelaya	604-00000-20200	3.25	9/1/2026	174154	Refund Check 019559-000, 600 Burton Lane 301
Brown Tondelaya	602-00000-20200	4.01	9/1/2026	174154	Refund Check 019559-000, 600 Burton Lane 301
Brown Tondelaya		62.89			
Carquest Auto Parts Stores	601-49430-40500	379.36	10/8/2026	174597	3 hydraulic hoses for tamper
Carquest Auto Parts Stores	602-49450-40400	162.20	10/8/2026	174597	absorb oil
Carquest Auto Parts Stores		541.56			
Cintas Corporation	601-49400-31200	83.53	10/8/2026	174598	WTP disinfectant and cough drops
Cintas Corporation	602-49450-31200	45.14	10/8/2026	174598	WWTP disinfectant
Cintas Corporation	604-49570-43760	4,156.70	10/8/2026	174598	1120 Marcus St Laundering Services September
Cintas Corporation	604-49570-31200	84.90	10/8/2026	174598	1120 Marcus St medicine cabinet restock
Cintas Corporation		4,370.27			
Cole Papers	602-49450-43900	211.50	10/8/2026	174599	kleenex and disinfectant
Cole Papers		211.50			
Colonial Life	602-00000-21812	20.45	9/23/2026	174373	PR Batch 00002.09.2026 Colonial Group Accident
Colonial Life	602-00000-21812	15.60	9/9/2026	174231	PR Batch 00001.09.2026 Colonial GroupSpecifiedDisease

Last Name	Acct 1	Amount	Check Date	Check Num	Description
Colonial Life	604-00000-21812	57.54	9/23/2026	174373	PR Batch 00002.09.2026 Colonial Cancer
Colonial Life	604-00000-21812	157.69	9/23/2026	174373	PR Batch 00002.09.2026 Colonial Disability
Colonial Life	604-00000-21812	78.43	9/9/2026	174231	PR Batch 00001.09.2026 Colonial Group Accident
Colonial Life	604-00000-21812	20.42	9/23/2026	174373	PR Batch 00002.09.2026 Colonial GroupSpecifiedDisease
Colonial Life	602-00000-21812	78.30	9/23/2026	174373	PR Batch 00002.09.2026 Colonial Life Insurance
Colonial Life	601-00000-21812	2.78	9/9/2026	174231	PR Batch 00001.09.2026 Colonial Cancer
Colonial Life	602-00000-21812	78.30	9/9/2026	174231	PR Batch 00001.09.2026 Colonial Life Insurance
Colonial Life	601-00000-21812	35.96	9/9/2026	174231	PR Batch 00001.09.2026 Colonial Disability
Colonial Life	602-00000-21812	17.04	9/9/2026	174231	PR Batch 00001.09.2026 Colonial Cancer
Colonial Life	601-00000-21812	2.79	9/23/2026	174373	PR Batch 00002.09.2026 Colonial Cancer
Colonial Life	602-00000-21812	20.47	9/9/2026	174231	PR Batch 00001.09.2026 Colonial Group Accident
Colonial Life	602-00000-21812	16.99	9/23/2026	174373	PR Batch 00002.09.2026 Colonial Cancer
Colonial Life	601-00000-21812	147.39	9/9/2026	174231	PR Batch 00001.09.2026 Colonial Life Insurance
Colonial Life	604-00000-21812	78.46	9/23/2026	174373	PR Batch 00002.09.2026 Colonial Group Accident
Colonial Life	601-00000-21812	1.18	9/9/2026	174231	PR Batch 00001.09.2026 Colonial GroupSpecifiedDisease
Colonial Life	602-00000-21812	15.59	9/23/2026	174373	PR Batch 00002.09.2026 Colonial GroupSpecifiedDisease
Colonial Life	602-00000-21812	77.49	9/9/2026	174231	PR Batch 00001.09.2026 Colonial Disability
Colonial Life	602-00000-21812	77.48	9/23/2026	174373	PR Batch 00002.09.2026 Colonial Disability
Colonial Life	604-00000-21812	194.21	9/9/2026	174231	PR Batch 00001.09.2026 Colonial Life Insurance
Colonial Life	601-00000-21812	30.88	9/9/2026	174231	PR Batch 00001.09.2026 Colonial Group Accident
Colonial Life	604-00000-21812	20.42	9/9/2026	174231	PR Batch 00001.09.2026 Colonial GroupSpecifiedDisease
Colonial Life	604-00000-21812	157.68	9/9/2026	174231	PR Batch 00001.09.2026 Colonial Disability
Colonial Life	601-00000-21812	30.89	9/23/2026	174373	PR Batch 00002.09.2026 Colonial Group Accident
Colonial Life	601-00000-21812	35.95	9/23/2026	174373	PR Batch 00002.09.2026 Colonial Disability
Colonial Life	601-00000-21812	1.19	9/23/2026	174373	PR Batch 00002.09.2026 Colonial GroupSpecifiedDisease
Colonial Life	604-00000-21812	57.53	9/9/2026	174231	PR Batch 00001.09.2026 Colonial Cancer
Colonial Life	604-00000-21812	194.21	9/23/2026	174373	PR Batch 00002.09.2026 Colonial Life Insurance
Colonial Life	601-00000-21812	147.39	9/23/2026	174373	PR Batch 00002.09.2026 Colonial Life Insurance
Colonial Life		1,870.70			
Cone Logyn	601-49430-40200	2,500.00	9/25/2026	174424	backflow preventer 972 Albion Ave
Cone Logyn		2,500.00			
Cornerstone Clinic	602-49495-30500	39.00	9/15/2026	174314	Work Related Exam & Labs Waste Water Dept
Cornerstone Clinic	601-49430-13500	39.00	9/15/2026	174314	Work Related Exam & Labs Water Dept
Cornerstone Clinic		78.00			
Cress Refrigeration	601-49400-31200	4,875.99	9/25/2026	174425	boiler servicing @ WTP

Last Name	Acct 1	Amount	Check Date	Check Num	Description
Cress Refrigeration		4,875.99			
D & S Trophies	602-49450-31200	15.00	9/25/2026	174426	ww jacket embroidering
D & S Trophies		15.00			
Dakota Supply Group	601-49430-40200	2,147.20	9/25/2026	174427	couplings and curb boxes
Dakota Supply Group	601-49430-40200	1,718.37	10/8/2026	174600	6in hymax rw gate valve
Dakota Supply Group	601-49430-40200	342.27	9/25/2026	174427	8" Max Adaptor
Dakota Supply Group		4,207.84			
Dave Berg Consulting LLC	602-49490-31200	4,802.00	9/18/2026	174352	Electric, Water & Wastewater Cost of Service & Rate Design Study
Dave Berg Consulting LLC	604-49590-31200	4,802.00	9/18/2026	174352	Electric, Water & Wastewater Cost of Service & Rate Design Study
Dave Berg Consulting LLC	601-49440-31200	4,802.00	9/18/2026	174352	Electric, Water & Wastewater Cost of Service & Rate Design Study
Dave Berg Consulting LLC		14,406.00			
Day Plumbing Heating & Cooling, Inc.	602-49450-31200	269.00	9/25/2026	174428	raise bottle filler at WWTP
Day Plumbing Heating & Cooling, Inc.		269.00			
DGR Engineering	604-49570-40300	4,632.50	9/25/2026	174429	services thorugh 8/31/26 scada help
DGR Engineering	604-00000-16500	1,390.00	9/25/2026	174429	services thorugh 8/31/26 - CIP - 10th St mod
DGR Engineering	604-00000-16500	345.00	9/25/2026	174429	services thorugh 8/31/26 - CIP - WIP substation
DGR Engineering	604-00000-16500	2,471.00	9/25/2026	174429	services thorugh 8/31/26 - CIP - FES substation
DGR Engineering	604-00000-16500	8,274.00	9/25/2026	174429	services thorugh 8/31/26 - CIP - FES substation
DGR Engineering	604-00000-16500	5,048.50	9/25/2026	174429	services thorugh 8/31/26 - CIP - WIP substation
DGR Engineering	604-00000-16500	4,481.10	9/25/2026	174429	services thorugh 8/31/26 - CIP - SCADA
DGR Engineering		26,642.10			
EFTPS	601-00000-21803	2,523.71	9/9/2026	0	PR Batch 00001.09.2026 FICA Employer Portion
EFTPS	601-00000-21809	590.20	9/9/2026	0	PR Batch 00001.09.2026 Medicare Employee Portion
EFTPS	602-00000-21801	2,019.71	9/9/2026	0	PR Batch 00001.09.2026 Federal Income Tax
EFTPS	604-00000-21803	2,992.33	9/9/2026	0	PR Batch 00001.09.2026 FICA Employee Portion
EFTPS	602-00000-21803	1,552.33	9/9/2026	0	PR Batch 00001.09.2026 FICA Employee Portion
EFTPS	601-00000-21809	646.77	9/23/2026	0	PR Batch 00002.09.2026 Medicare Employee Portion
EFTPS	602-00000-21809	363.05	9/9/2026	0	PR Batch 00001.09.2026 Medicare Employee Portion
EFTPS	604-00000-21809	705.23	9/23/2026	0	PR Batch 00002.09.2026 Medicare Employee Portion
EFTPS	602-00000-21803	1,552.33	9/9/2026	0	PR Batch 00001.09.2026 FICA Employer Portion
EFTPS	604-00000-21809	699.81	9/9/2026	0	PR Batch 00001.09.2026 Medicare Employee Portion

Last Name	Acct 1	Amount	Check Date	Check Num	Description
EFTPS	602-00000-21803	1,676.42	9/23/2026	0	PR Batch 00002.09.2026 FICA Employer Portion
EFTPS	604-00000-21803	2,992.33	9/9/2026	0	PR Batch 00001.09.2026 FICA Employer Portion
EFTPS	604-00000-21803	3,015.40	9/23/2026	0	PR Batch 00002.09.2026 FICA Employee Portion
EFTPS	601-00000-21803	2,765.58	9/23/2026	0	PR Batch 00002.09.2026 FICA Employee Portion
EFTPS	601-00000-21801	4,332.90	9/23/2026	0	PR Batch 00002.09.2026 Federal Income Tax
EFTPS	602-00000-21803	1,676.42	9/23/2026	0	PR Batch 00002.09.2026 FICA Employee Portion
EFTPS	602-00000-21809	363.05	9/9/2026	0	PR Batch 00001.09.2026 Medicare Employer Portion
EFTPS	604-00000-21801	4,622.59	9/9/2026	0	PR Batch 00001.09.2026 Federal Income Tax
EFTPS	604-00000-21803	3,015.40	9/23/2026	0	PR Batch 00002.09.2026 FICA Employer Portion
EFTPS	601-00000-21803	2,523.71	9/9/2026	0	PR Batch 00001.09.2026 FICA Employee Portion
EFTPS	602-00000-21809	392.05	9/23/2026	0	PR Batch 00002.09.2026 Medicare Employee Portion
EFTPS	601-00000-21809	590.20	9/9/2026	0	PR Batch 00001.09.2026 Medicare Employer Portion
EFTPS	602-00000-21809	392.05	9/23/2026	0	PR Batch 00002.09.2026 Medicare Employer Portion
EFTPS	602-00000-21801	2,399.02	9/23/2026	0	PR Batch 00002.09.2026 Federal Income Tax
EFTPS	604-00000-21809	705.23	9/23/2026	0	PR Batch 00002.09.2026 Medicare Employer Portion
EFTPS	604-00000-21801	4,686.98	9/23/2026	0	PR Batch 00002.09.2026 Federal Income Tax
EFTPS	604-00000-21809	699.81	9/9/2026	0	PR Batch 00001.09.2026 Medicare Employer Portion
EFTPS	601-00000-21809	646.77	9/23/2026	0	PR Batch 00002.09.2026 Medicare Employer Portion
EFTPS	601-00000-21803	2,765.58	9/23/2026	0	PR Batch 00002.09.2026 FICA Employer Portion
EFTPS	601-00000-21801	3,667.96	9/9/2026	0	PR Batch 00001.09.2026 Federal Income Tax
EFTPS		57,574.92			
Egeness Brian	602-49450-43900	179.99	9/25/2026	174430	safety boot reimbursement
Egeness Brian		179.99			
Elan Financial Services	601-49400-43900	18.00	9/9/2026	0	Truck Wash Water Dept
Elan Financial Services	602-49450-33100	15.92	9/9/2026	0	Training Expenses
Elan Financial Services	602-49490-43900	50.00	9/9/2026	0	WW Operator Help Wanted Posting South Dakota Municipal League
Elan Financial Services	602-49450-40400	177.43	9/9/2026	0	Part for WW Sludge Dryer
Elan Financial Services	602-49450-33100	670.34	9/9/2026	0	Training Expenses Grand Rapids, MN 07/27 to 07/31/2026
Elan Financial Services	602-49450-33100	14.83	9/9/2026	0	Training Expenses
Elan Financial Services	602-49450-33100	50.01	9/9/2026	0	Fuel To Return From Training
Elan Financial Services	601-49430-43900	38.84	9/9/2026	0	Paint Brushes for Painting Hydrants
Elan Financial Services	602-49450-33100	14.83	9/9/2026	0	Training Expenses
Elan Financial Services	602-49450-33100	102.50	9/9/2026	0	Fuel To Get Back From Training
Elan Financial Services		1,152.70			
Fairmont Sentinel	601-49440-43900	85.01	9/18/2026	174353	Help Wanted Utility Billing CSR
Fairmont Sentinel	604-49590-43900	1,398.40	9/18/2026	174353	Help Wanted Elec Dist Superintendant
Fairmont Sentinel	602-49490-43900	47.99	9/18/2026	174353	Help Wanted Utility Billing CSR

Last Name	Acct 1	Amount	Check Date	Check Num	Description
Fairmont Sentinel	604-49590-43900	235.00	9/18/2026	174353	Help Wanted Utility Billing CSR
Fairmont Sentinel	602-49490-43900	110.40	9/18/2026	174353	Help Wanted WW Operator
Fairmont Sentinel		1,876.80			
Faribault County Register	601-49440-43900	27.68	9/11/2026	174268	Utility Billing/CSR Help Wanted
Faribault County Register	602-49490-43900	15.63	9/11/2026	174268	Utility Billing/CSR Help Wanted
Faribault County Register	604-49590-43900	76.49	9/11/2026	174268	Utility Billing/CSR Help Wanted
Faribault County Register	602-49490-43900	119.80	9/11/2026	174268	WW Operator Help Wanted
Faribault County Register	604-49590-43900	239.60	9/11/2026	174268	Electric Dist Supervisor Help Wanted
Faribault County Register		479.20			
Federated Rural Electric Association	602-49470-38100	105.68	10/8/2026	174601	utility charges-september
Federated Rural Electric Association		105.68			
Fleet & Farm Supply	602-49450-43900	33.97	10/8/2026	174602	tool organizer & plastic tote
Fleet & Farm Supply	602-49450-43900	8.99	10/8/2026	174602	scrub brush
Fleet & Farm Supply	602-49450-40400	5.90	10/8/2026	174602	10ft hose
Fleet & Farm Supply	602-49470-40200	75.53	10/8/2026	174602	electric box cover for oak beach lift station
Fleet & Farm Supply	602-49450-43900	22.76	10/8/2026	174602	scrub brush handle
Fleet & Farm Supply	602-49450-40400	30.69	10/8/2026	174602	pipe & tubing
Fleet & Farm Supply	602-49470-40200	33.57	10/8/2026	174602	L-batteries, screws, dawn soap
Fleet & Farm Supply	604-49595-43994	273.75	9/25/2026	174431	commercial lamp and ballast recycling rebate
Fleet & Farm Supply	602-49470-43900	17.58	10/8/2026	174602	hook & 9v batteries
Fleet & Farm Supply	601-49400-43900	19.99	10/8/2026	174602	D batteries
Fleet & Farm Supply		522.73			
Flexible Pipe Tools & Equipment	602-49470-40500	69.85	10/8/2026	174603	26223-02-X Handle, 20 Degree
Flexible Pipe Tools & Equipment		69.85			
Fortune, Sonja	604-49595-43988	25.00	9/25/2026	174432	residential dishwasher rebate
Fortune, Sonja	604-49595-43985	25.00	9/25/2026	174432	residential refrigerator rebate
Fortune, Sonja	604-49595-43983	25.00	9/25/2026	174432	residential electric range/cooktop rebate
Fortune, Sonja		75.00			
Fosness Steven	604-49595-43991	300.00	9/25/2026	174433	(2) residential E-bike rebates

Last Name	Acct 1	Amount	Check Date	Check Num	Description
Fosness Steven		300.00			
Fraser Ryan	604-49570-43900	47.00	9/25/2026	174434	per diem for working through lunch and after hours Harsco Outage
Fraser Ryan		47.00			
Frontier Communications	604-49570-32100	43.34	9/25/2026	174435	507-235-6081-September
Frontier Communications	604-49570-32100	99.99	9/25/2026	174435	507-238-1928-September
Frontier Communications		143.33			
Further	602-00000-21811	731.11	9/9/2026	0	PR Batch 00001.09.2026 Health Savings Account
Further	601-00000-21811	908.83	9/23/2026	0	PR Batch 00002.09.2026 Health Savings Account
Further	604-00000-21811	760.46	9/23/2026	0	PR Batch 00002.09.2026 Health Savings Account
Further	601-00000-21811	908.84	9/9/2026	0	PR Batch 00001.09.2026 Health Savings Account
Further	602-00000-21811	731.12	9/23/2026	0	PR Batch 00002.09.2026 Health Savings Account
Further	604-00000-21811	760.44	9/9/2026	0	PR Batch 00001.09.2026 Health Savings Account
Further		4,800.80			
Gopher State One Call, Inc.	604-49570-31200	133.57	10/8/2026	174604	Locating Expense-September
Gopher State One Call, Inc.	601-49430-31200	129.64	10/8/2026	174604	Locating Expense-September
Gopher State One Call, Inc.	602-49470-31200	129.64	10/8/2026	174604	Locating Expense-September
Gopher State One Call, Inc.		392.85			
Grainger	602-49450-40400	58.20	9/25/2026	174436	straight grind wheel
Grainger	601-49400-40400	1,255.95	10/8/2026	174605	divider oil, door holder, hand towel, cleaning wipes
Grainger	601-49400-43900	301.67	9/25/2026	174436	disposable respirator, brush kit, toilet paper
Grainger		1,615.82			
Graymont (WI) LLC	601-00000-14206	8,597.48	9/25/2026	174437	high calcium quicklime
Graymont (WI) LLC		8,597.48			
Green Patricia	601-00000-20200	107.88	9/1/2026	174155	Refund Check 012978-001, 1518 Falcon Dr
Green Patricia	604-00000-20200	7.68	9/1/2026	174155	Refund Check 012978-001, 1518 Falcon Dr
Green Patricia	601-00000-20200	54.30	9/1/2026	174155	Refund Check 012978-001, 1518 Falcon Dr
Green Patricia	602-00000-20200	45.42	9/1/2026	174155	Refund Check 012978-001, 1518 Falcon Dr
Green Patricia	604-00000-20200	2.68	9/1/2026	174155	Refund Check 012978-001, 1518 Falcon Dr
Green Patricia	602-00000-20200	24.22	9/1/2026	174155	Refund Check 012978-001, 1518 Falcon Dr

Last Name	Acct 1	Amount	Check Date	Check Num	Description
Green Patricia	602-00000-20200	69.07	9/1/2026	174155	Refund Check 012978-001, 1518 Falcon Dr
Green Patricia	601-00000-20200	23.39	9/1/2026	174155	Refund Check 012978-001, 1518 Falcon Dr
Green Patricia	604-00000-20200	94.57	9/1/2026	174155	Refund Check 012978-001, 1518 Falcon Dr
Green Patricia		429.21			
Guardian	602-00000-21812	45.95	9/23/2026	0	PR Batch 00002.09.2026 Long Term Disability
Guardian	602-00000-21812	45.95	9/9/2026	0	PR Batch 00001.09.2026 Long Term Disability
Guardian	604-00000-21812	87.45	9/23/2026	0	PR Batch 00002.09.2026 Long Term Disability
Guardian	601-00000-21812	42.45	9/23/2026	0	PR Batch 00002.09.2026 Long Term Disability
Guardian	601-00000-21812	42.45	9/9/2026	0	PR Batch 00001.09.2026 Long Term Disability
Guardian	604-00000-21812	87.47	9/9/2026	0	PR Batch 00001.09.2026 Long Term Disability
Guardian		351.72			
Hartwig Brian/Deb	604-49595-43989	80.00	9/25/2026	174438	residential fixtures rebate
Hartwig Brian/Deb		80.00			
Hawkins, Inc.	602-49450-21620	10,497.35	9/25/2026	174439	ferric chloride 38% solution
Hawkins, Inc.	601-49400-40400	6,027.75	9/25/2026	174439	(3) A1V4-3t metering pumps
Hawkins, Inc.	601-00000-14206	936.85	9/25/2026	174439	130 gal hydrofluosilicic acid
Hawkins, Inc.		17,461.95			
Heritage Acres	604-49595-43990	50.00	9/25/2026	174440	business furnace rebate
Heritage Acres		50.00			
Hinz David	604-49570-43900	47.00	9/25/2026	174441	per diem for working through lunch and after hours Harsco Outage
Hinz David		47.00			
Hooper Corporation	604-00000-16500	167,577.72	9/11/2026	174273	05/30/26 to 06/27/2026 FES Substation Construction
Hooper Corporation	604-00000-16500	301,426.12	9/11/2026	174273	06/28/26 to 07/25/2026 FES Substation Construction
Hooper Corporation		469,003.84			
IBEW, Local Union 949	604-00000-21807	780.25	9/9/2026	174233	PR Batch 00001.09.2026 Union Dues
IBEW, Local Union 949	602-00000-21807	479.48	9/9/2026	174233	PR Batch 00001.09.2026 Union Dues
IBEW, Local Union 949	601-00000-21807	855.93	9/9/2026	174233	PR Batch 00001.09.2026 Union Dues

Last Name	Acct 1	Amount	Check Date	Check Num	Description
IBEW, Local Union 949		2,115.66			
Impact Proven Solutions	602-49490-31200	601.81	9/25/2026	174442	Monthly Utility Billing-September
Impact Proven Solutions	604-49590-31200	2,947.11	9/25/2026	174442	Monthly Utility Billing-September
Impact Proven Solutions	601-49440-31200	1,066.09	9/25/2026	174442	Monthly Utility Billing-September
Impact Proven Solutions		4,615.01			
Isabel Medina Maria	601-00000-20200	20.00	9/1/2026	174156	Refund Check 020217-000, 525 N Hampton St
Isabel Medina Maria	602-00000-20200	22.00	9/1/2026	174156	Refund Check 020217-000, 525 N Hampton St
Isabel Medina Maria	604-00000-20200	158.00	9/1/2026	174156	Refund Check 020217-000, 525 N Hampton St
Isabel Medina Maria		200.00			
J. H. Larson	601-49400-40400	143.67	10/8/2026	174606	22W LED lights
J. H. Larson	604-49570-43900	11.55	10/8/2026	174606	utility blades
J. H. Larson	604-49570-40400	88.25	10/8/2026	174606	multi-tap electrical connector
J. H. Larson	601-49400-40400	311.34	10/8/2026	174606	22W corncob lights and wall pack
J. H. Larson	604-49570-22300	38.56	10/8/2026	174606	foam wire lubricant
J. H. Larson	604-49570-43900	36.00	10/8/2026	174606	circuit breaker
J. H. Larson	602-49450-40400	54.76	10/8/2026	174606	flood light
J. H. Larson	602-49450-40200	85.97	10/8/2026	174606	30W wall pack
J. H. Larson	602-49470-40200	13.27	10/8/2026	174606	switch cover
J. H. Larson	604-49570-43900	28.84	10/8/2026	174606	hangers, couplings, pvc glue
J. H. Larson		812.21			
John Deere Financial	602-49450-40400	32.44	9/24/2026	174392	Water Temp Sensor WW #449
John Deere Financial		32.44			
Jorgensen John/Lori	604-49595-43983	25.00	9/25/2026	174443	residential electric range/cooktop rebate
Jorgensen John/Lori	604-49595-43985	25.00	9/25/2026	174443	residential refrigerator rebate
Jorgensen John/Lori	604-49595-43988	25.00	9/25/2026	174443	residential dishwasher rebate
Jorgensen John/Lori		75.00			
Julius Mya	604-00000-20200	0.24	9/11/2026	174274	Refund Check 018411-000, 856 1/2 S Park St
Julius Mya	604-00000-20200	3.92	9/11/2026	174274	Refund Check 018411-000, 856 1/2 S Park St
Julius Mya	604-00000-20200	0.23	9/11/2026	174274	Refund Check 018411-000, 856 1/2 S Park St
Julius Mya	601-00000-20200	0.56	9/11/2026	174274	Refund Check 018411-000, 856 1/2 S Park St
Julius Mya	602-00000-20200	0.91	9/11/2026	174274	Refund Check 018411-000, 856 1/2 S Park St

Last Name	Acct 1	Amount	Check Date	Check Num	Description
Julius Mya	602-00000-20200	0.49	9/11/2026	174274	Refund Check 018411-000, 856 1/2 S Park St
Julius Mya		6.35			
Kloeckner David	604-49595-43988	25.00	9/25/2026	174444	residential dishwasher rebate
Kloeckner David	604-49595-43985	25.00	9/25/2026	174444	residential refrigerator rebate
Kloeckner David		50.00			
Krumholz Steven	604-49595-43982	1,500.00	9/25/2026	174445	residential ducted ASHP rebate
Krumholz Steven	604-49595-43982	2,060.00	9/25/2026	174445	residential mini-split ASHP rebate
Krumholz Steven	604-49595-43990	50.00	9/25/2026	174445	residential furnace rebate
Krumholz Steven		3,610.00			
Kuehl Steven	604-49595-43981	256.00	9/25/2026	174446	residential AC rebate
Kuehl Steven	604-49595-43990	50.00	9/25/2026	174446	residential furnace rebate
Kuehl Steven		306.00			
Malloy Electric	602-49450-40400	1,787.48	9/25/2026	174447	5hp motor
Malloy Electric		1,787.48			
Marco Technologies, LLC	602-49490-20120	6.19	9/11/2026	174288	Contract Base Rate 09/02 to 10/01/2026. Usage 08/02 to 09/01/26
Marco Technologies, LLC	601-49440-20120	10.97	9/11/2026	174288	Contract Base Rate 09/02 to 10/01/2026. Usage 08/02 to 09/01/26
Marco Technologies, LLC	601-49440-20120	14.41	9/24/2026	174395	Contract Base Rate 09/22 to 10/21/2026 City Hall
Marco Technologies, LLC	602-49490-20120	8.16	9/24/2026	174395	Contract Base Rate 09/22 to 10/21/2026 City Hall
Marco Technologies, LLC	604-49590-20120	39.87	9/24/2026	174395	Contract Base Rate 09/22 to 10/21/2026 City Hall
Marco Technologies, LLC	601-49440-20220	34.02	9/18/2026	174361	Contract Base Rate 09/14 to 10/13/2026
Marco Technologies, LLC	604-49590-20120	30.28	9/11/2026	174288	Contract Base Rate 09/02 to 10/01/2026. Usage 08/02 to 09/01/26
Marco Technologies, LLC	602-49490-20220	22.57	9/18/2026	174361	Contract Base Rate 09/14 to 10/13/2026
Marco Technologies, LLC	604-49590-20220	34.02	9/18/2026	174361	Contract Base Rate 09/14 to 10/13/2026
Marco Technologies, LLC		200.49			
Martin County Highway Dept	602-49470-21200	596.27	10/8/2026	174607	fuel usage-September
Martin County Highway Dept	602-49450-21200	312.17	10/8/2026	174607	fuel usage-September
Martin County Highway Dept	601-49430-21200	1,304.67	10/8/2026	174607	fuel usage-September
Martin County Highway Dept	604-49570-21200	2,104.76	10/8/2026	174607	fuel usage-September
Martin County Highway Dept		4,317.87			

Last Name	Acct 1	Amount	Check Date	Check Num	Description
Martin County Mechanical	604-49570-40400	569.18	9/25/2026	174448	install water heater
Martin County Mechanical		569.18			
Metro Sales Inc.	604-49570-20120	16.30	9/25/2026	174449	color and B&W copies from 8/11-9/10/26
Metro Sales Inc.		16.30			
Mid-American Research Chemical	604-49570-40100	10,805.31	10/8/2026	174608	weed killer
Mid-American Research Chemical		10,805.31			
Midco	604-49570-32100	306.10	9/11/2026	174292	Electric Dept Telephone Sept 2026
Midco	601-49400-32100	374.70	9/11/2026	174292	Water Plant Telephone Sept 2026
Midco	602-49490-32100	40.05	9/11/2026	174292	City Hall Telephone Sept 2026
Midco	604-49590-32100	196.13	9/11/2026	174292	City Hall Telephone Sept 2026
Midco	601-49440-32100	70.93	9/11/2026	174292	City Hall Telephone Sept 2026
Midco	602-49450-32100	374.61	9/11/2026	174292	Waste Water Telephone Sept 2026
Midco		1,362.52			
Midwest Flo Cal LLC	601-49400-31200	858.14	9/25/2026	174450	calibrate 3 magmeters at WTP
Midwest Flo Cal LLC	602-49450-31200	625.01	9/25/2026	174450	calibrate OCM at WWTP
Midwest Flo Cal LLC		1,483.15			
Minn Municipal Utilities Association	604-49570-33100	1,496.25	10/1/2026	174499	Q4 2026 Job Training & Safety Programs-Electric
Minn Municipal Utilities Association		1,496.25			
Minnesota State Retirement System	602-00000-21811	3.32	9/9/2026	0	PR Batch 00001.09.2026 Health Savings Plan AFSCME
Minnesota State Retirement System	604-00000-21811	3.23	9/23/2026	0	PR Batch 00002.09.2026 Health Savings Plan AFSCME
Minnesota State Retirement System	604-00000-21811	3.24	9/9/2026	0	PR Batch 00001.09.2026 Health Savings Plan AFSCME
Minnesota State Retirement System	601-00000-21811	3.45	9/9/2026	0	PR Batch 00001.09.2026 Health Savings Plan AFSCME
Minnesota State Retirement System	602-00000-21811	3.32	9/23/2026	0	PR Batch 00002.09.2026 Health Savings Plan AFSCME
Minnesota State Retirement System	601-00000-21811	3.46	9/23/2026	0	PR Batch 00002.09.2026 Health Savings Plan AFSCME
Minnesota State Retirement System		20.02			
Mn Child Support Payment	604-00000-21720	371.94	9/23/2026	174376	PR Batch 00002.09.2026 HR
Mn Child Support Payment	604-00000-21720	371.94	9/9/2026	174235	PR Batch 00001.09.2026 HR

Last Name	Acct 1	Amount	Check Date	Check Num	Description
Mn Child Support Payment		743.88			
MN Council 65 AFSCME	602-00000-21807	16.86	9/9/2026	174236	PR Batch 00001.09.2026 Union Dues
MN Council 65 AFSCME	601-00000-21807	17.43	9/9/2026	174236	PR Batch 00001.09.2026 Union Dues
MN Council 65 AFSCME	604-00000-21807	16.39	9/9/2026	174236	PR Batch 00001.09.2026 Union Dues
MN Council 65 AFSCME		50.68			
MN Department of Commerce	602-00000-20200	4.47	9/11/2026	174293	Public Utilities Refund 11/01/2024 114 E 8th St
MN Department of Commerce	604-00000-20200	25.41	9/11/2026	174293	Public Utilities Refund 03/03/2025 207 Webster St
MN Department of Commerce	601-00000-20200	27.13	9/11/2026	174293	Public Utilities Refund 07/01/2024 506 E Blue Earth Ave
MN Department of Commerce	602-00000-20200	1.66	9/11/2026	174293	Public Utilities Refund 07/01/2024
MN Department of Commerce	604-00000-20200	8.37	9/11/2026	174293	Public Utilities Refund 11/01/2024 114 E 8th St
MN Department of Commerce	602-00000-20200	1.79	9/11/2026	174293	Public Utilities Refund 11/27/2024 700 E 6th St
MN Department of Commerce	601-00000-20200	0.51	9/11/2026	174293	Public Utilities Refund 11/27/2024 700 E 6th St
MN Department of Commerce	602-00000-20200	0.37	9/11/2026	174293	Public Utilities Refund 11/27/2024 40 Downtown Plaza
MN Department of Commerce	602-00000-20200	4.68	9/11/2026	174293	Public Utilities Refund 03/03/2025 207 Webster St
MN Department of Commerce	604-00000-20200	1.60	9/11/2026	174293	Public Utilities Refund 07/01/2024
MN Department of Commerce	602-00000-20200	19.34	9/11/2026	174293	Public Utilities Refund 07/01/2024 506 E Blue Earth Ave
MN Department of Commerce	604-00000-20200	1.61	9/11/2026	174293	Public Utilities Refund 08/30/2024
MN Department of Commerce	604-00000-20200	4.26	9/11/2026	174293	Public Utilities Refund 07/01/2024
MN Department of Commerce	601-00000-20200	1.12	9/11/2026	174293	Public Utilities Refund 09/13/2024 812 S Park St
MN Department of Commerce	601-00000-20200	2.65	9/11/2026	174293	Public Utilities Refund 11/01/2024
MN Department of Commerce	602-00000-20200	8.76	9/11/2026	174293	Public Utilities Refund 03/03/2025 207 Webster St
MN Department of Commerce	602-00000-20200	1.54	9/11/2026	174293	Public Utilities Refund 08/30/2024
MN Department of Commerce	601-00000-20200	1.48	9/11/2026	174293	Public Utilities Refund 11/27/2024 700 E 6th St
MN Department of Commerce	601-00000-20200	19.33	9/11/2026	174293	Public Utilities Refund 07/01/2024 506 E Blue Earth Ave
MN Department of Commerce	601-00000-20200	1.78	9/11/2026	174293	Public Utilities Refund 09/13/2024 812 S Park St
MN Department of Commerce	602-00000-20200	2.37	9/11/2026	174293	Public Utilities Refund 11/01/2024 114 E 8th St
MN Department of Commerce	602-00000-20200	0.71	9/11/2026	174293	Public Utilities Refund 11/27/2024 40 Downtown Plaza
MN Department of Commerce	604-00000-20200	0.56	9/11/2026	174293	Public Utilities Refund 11/01/2024 114 E 8th St
MN Department of Commerce	604-00000-20200	0.01	9/11/2026	174293	Public Utilities Refund 03/03/2025 207 Webster St
MN Department of Commerce	604-00000-20200	0.72	9/11/2026	174293	Public Utilities Refund 11/27/2024 40 Downtown Plaza
MN Department of Commerce	601-00000-20200	5.98	9/11/2026	174293	Public Utilities Refund 08/30/2024
MN Department of Commerce	601-00000-20200	4.82	9/11/2026	174293	Public Utilities Refund 03/03/2025 207 Webster St
MN Department of Commerce	604-00000-20200	27.32	9/11/2026	174293	Public Utilities Refund 08/30/2024
MN Department of Commerce	604-00000-20200	21.41	9/11/2026	174293	Public Utilities Refund 11/27/2024 40 Downtown Plaza
MN Department of Commerce	602-00000-20200	0.87	9/11/2026	174293	Public Utilities Refund 11/27/2024 700 E 6th St
MN Department of Commerce	602-00000-20200	0.01	9/11/2026	174293	Public Utilities Refund 09/13/2024
MN Department of Commerce	604-00000-20200	24.93	9/11/2026	174293	Public Utilities Refund 07/01/2024 506 E Blue Earth Ave
MN Department of Commerce	604-00000-20200	4.23	9/11/2026	174293	Public Utilities Refund 09/13/2024 812 S Park St
MN Department of Commerce	601-00000-20200	0.98	9/11/2026	174293	Public Utilities Refund 07/01/2024

Last Name	Acct 1	Amount	Check Date	Check Num	Description
MN Department of Commerce	602-00000-20200	2.86	9/11/2026	174293	Public Utilities Refund 08/30/2024
MN Department of Commerce	604-00000-20200	0.25	9/11/2026	174293	Public Utilities Refund 09/13/2024
MN Department of Commerce	602-00000-20200	1.24	9/11/2026	174293	Public Utilities Refund 09/13/2024 812 S Park St
MN Department of Commerce	604-00000-20200	114.43	9/11/2026	174293	Public Utilities Refund 11/01/2024 114 E 8th St
MN Department of Commerce	602-00000-20200	0.88	9/11/2026	174293	Public Utilities Refund 07/01/2024
MN Department of Commerce	604-00000-20200	3.15	9/11/2026	174293	Public Utilities Refund 11/27/2024 700 E 6th St
MN Department of Commerce	601-00000-20200	1.61	9/11/2026	174293	Public Utilities Refund 08/30/2024
MN Department of Commerce	601-00000-20200	0.02	9/11/2026	174293	Public Utilities Refund 09/13/2024
MN Department of Commerce	602-00000-20200	4.74	9/11/2026	174293	Public Utilities Refund 08/30/2024
MN Department of Commerce	604-00000-20200	0.25	9/11/2026	174293	Public Utilities Refund 11/27/2024 700 E 6th St
MN Department of Commerce	601-00000-20200	3.88	9/11/2026	174293	Public Utilities Refund 08/30/2024
MN Department of Commerce	604-00000-20200	0.25	9/11/2026	174293	Public Utilities Refund 11/27/2024 700 E 6th St
MN Department of Commerce	602-00000-20200	0.46	9/11/2026	174293	Public Utilities Refund 11/27/2024 700 E 6th St
MN Department of Commerce	602-00000-20200	0.02	9/11/2026	174293	Public Utilities Refund 09/13/2024
MN Department of Commerce	601-00000-20200	2.94	9/11/2026	174293	Public Utilities Refund 11/27/2024 700 E 6th St
MN Department of Commerce	604-00000-20200	11.37	9/11/2026	174293	Public Utilities Refund 07/01/2024 506 E Blue Earth Ave
MN Department of Commerce	601-00000-20200	0.42	9/11/2026	174293	Public Utilities Refund 11/27/2024 40 Downtown Plaza
MN Department of Commerce	604-00000-20200	1.88	9/11/2026	174293	Public Utilities Refund 03/03/2025 207 Webster St
MN Department of Commerce	604-00000-20200	1.62	9/11/2026	174293	Public Utilities Refund 11/27/2024 40 Downtown Plaza
MN Department of Commerce		385.05			
MN Dept Labor & Indust.	602-49450-31500	81.00	9/25/2026	0	Electrical Permit 1 Indus St
MN Dept Labor & Indust.	602-49450-31500	145.75	9/25/2026	0	Electrical Permit 1362 Oak Beach Dr
MN Dept Labor & Indust.		226.75			
MN Dept Of Commerce	604-49595-43993	2,963.00	9/25/2026	174451	2nd Quarter Fiscal Year 2027 Indirect Assessment
MN Dept Of Commerce		2,963.00			
MN Dept of Labor & Indus	602-49450-31200	125.00	10/8/2026	174609	301 E Margaret St Pressure vessels and boilers
MN Dept of Labor & Indus	604-49570-40100	100.00	9/25/2026	174452	1120 Marcus St boiler and pressure vessels
MN Dept of Labor & Indus		225.00			
MN Dept Of Revenue	604-00000-21802	2,220.36	9/9/2026	0	PR Batch 00001.09.2026 State Income Tax
MN Dept Of Revenue	604-00000-21802	2,213.13	9/23/2026	0	PR Batch 00002.09.2026 State Income Tax
MN Dept Of Revenue	602-00000-21802	1,154.04	9/23/2026	0	PR Batch 00002.09.2026 State Income Tax
MN Dept Of Revenue	601-00000-21802	1,815.92	9/9/2026	0	PR Batch 00001.09.2026 State Income Tax
MN Dept Of Revenue	601-00000-21802	2,069.47	9/23/2026	0	PR Batch 00002.09.2026 State Income Tax
MN Dept Of Revenue	602-00000-21802	1,011.12	9/9/2026	0	PR Batch 00001.09.2026 State Income Tax

Last Name	Acct 1	Amount	Check Date	Check Num	Description
MN Dept Of Revenue		10,484.04			
MN Energy Resources Corp.	602-49450-38300	2,445.12	9/25/2026	174453	gas utilities-solids
MN Energy Resources Corp.	602-49450-38300	47.50	9/25/2026	174453	gas utilities-maintenance
MN Energy Resources Corp.	602-49450-38300	57.88	9/25/2026	174453	gas utilities-disposal
MN Energy Resources Corp.	602-49450-38300	633.42	9/25/2026	174453	gas utilities-burner
MN Energy Resources Corp.	604-49570-38300	51.25	9/25/2026	174453	gas utilities-warehouse
MN Energy Resources Corp.	601-49400-38300	167.69	9/25/2026	174453	gas utilities-filtration
MN Energy Resources Corp.	602-49470-38300	47.50	9/25/2026	174453	gas utilities-indus
MN Energy Resources Corp.	602-49450-38300	47.50	9/25/2026	174453	gas utilities-headwork
MN Energy Resources Corp.		3,497.86			
Mn NCPERS Life Insurance	604-00000-21810	32.00	9/23/2026	174377	PR Batch 00002.09.2026 PERA Term Life
Mn NCPERS Life Insurance	602-00000-21810	16.00	9/23/2026	174377	PR Batch 00002.09.2026 PERA Term Life
Mn NCPERS Life Insurance		48.00			
MN Valley Action Council	604-49595-43992	75.00	9/25/2026	174454	Invoice 50126 client education support charges
MN Valley Action Council		75.00			
MN Valley Testing Lab	602-49450-31400	421.32	9/25/2026	174455	mercury tests
MN Valley Testing Lab	602-49450-31400	48.00	9/25/2026	174455	chloride test
MN Valley Testing Lab	602-49450-31400	421.32	9/25/2026	174455	mercury tests
MN Valley Testing Lab	602-49450-31400	258.19	9/25/2026	174455	multiple wastewater tests
MN Valley Testing Lab		1,148.83			
Nelson Jeff	604-49570-43900	87.49	9/25/2026	174456	safety boot reimbursement
Nelson Jeff		87.49			
NeonLink LLC	601-49400-31200	223.66	10/8/2026	174610	Enerlyte Payment Services-September
NeonLink LLC	602-49450-31200	126.26	10/8/2026	174610	Enerlyte Payment Services-September
NeonLink LLC	604-49570-31200	618.28	10/8/2026	174610	Enerlyte Payment Services-September
NeonLink LLC		968.20			
North Central Laboratories	602-49450-31400	645.21	9/25/2026	174457	glass fiber filters

Last Name	Acct 1	Amount	Check Date	Check Num	Description
North Central Laboratories		645.21			
NPL Construction Co	601-00000-16500	387,181.74	9/23/2026	174381	2025 Lead Service Line Replacement 07/30 to 08/28/2026
NPL Construction Co		387,181.74			
Olson Helen	604-49595-43981	126.00	9/25/2026	174458	residential AC rebate
Olson Helen		126.00			
Olson Karen	604-49595-43981	216.00	9/25/2026	174459	residential AC rebate
Olson Karen	604-49595-43990	50.00	9/25/2026	174459	residential furnace rebate
Olson Karen		266.00			
Omdahl Caleb	604-00000-20200	2.83	9/1/2026	174157	Refund Check 019952-000, 1551 Falcon Dr #205
Omdahl Caleb	602-00000-20200	3.58	9/1/2026	174157	Refund Check 019952-000, 1551 Falcon Dr #205
Omdahl Caleb	601-00000-20200	3.46	9/1/2026	174157	Refund Check 019952-000, 1551 Falcon Dr #205
Omdahl Caleb	602-00000-20200	6.72	9/1/2026	174157	Refund Check 019952-000, 1551 Falcon Dr #205
Omdahl Caleb	604-00000-20200	2.68	9/1/2026	174157	Refund Check 019952-000, 1551 Falcon Dr #205
Omdahl Caleb	604-00000-20200	33.32	9/1/2026	174157	Refund Check 019952-000, 1551 Falcon Dr #205
Omdahl Caleb		52.59			
O'Reilly Auto Parts	604-49570-40500	5.94	9/4/2026	174198	Micro Fuse Line 222
O'Reilly Auto Parts		5.94			
Photo Press	604-49590-43900	118.00	9/4/2026	174199	Help Wanted Elec Dist Superintendent
Photo Press	604-49590-43900	118.00	9/4/2026	174199	Help Wanted Elec Dist Superintendent
Photo Press		236.00			
Pitney Bowes Global Financial Services LLC	601-49440-32200	28.66	9/4/2026	174200	Postage Machine Lease 06/30 to 09/29/2026
Pitney Bowes Global Financial Services LLC	604-49590-32200	79.21	9/4/2026	174200	Postage Machine Lease 06/30 to 09/29/2026
Pitney Bowes Global Financial Services LLC	602-49490-32200	16.18	9/4/2026	174200	Postage Machine Lease 06/30 to 09/29/2026
Pitney Bowes Global Financial Services LLC		124.05			
Plunkett's Pest Control, Inc.	601-49400-31200	72.00	10/8/2026	174611	general pest control WTP
Plunkett's Pest Control, Inc.	602-49450-31200	95.51	9/25/2026	174460	general pest control WWTP
Plunkett's Pest Control, Inc.	602-49450-31200	224.64	9/25/2026	174460	general pest control WWTP

Last Name	Acct 1	Amount	Check Date	Check Num	Description
Plunkett's Pest Control, Inc.		392.15			
Polydyne Inc.	602-49450-21620	4,853.00	9/25/2026	174461	2300 lbs clarifloc c-6266x
Polydyne Inc.		4,853.00			
Ponderosa Landfill	602-49450-38420	74.09	10/8/2026	174612	3.528 cu yard contaminated soil
Ponderosa Landfill	602-49450-38420	224.11	9/25/2026	174462	10.672 cu.yrds refuse disposal
Ponderosa Landfill	602-49450-38420	120.29	9/25/2026	174462	5.728 cu yrds refuse disposal
Ponderosa Landfill	602-49450-38420	194.54	9/4/2026	174213	9.264 cu.yrds contaminated soil - re-issue
Ponderosa Landfill	602-49450-38420	120.12	9/25/2026	174462	5.72 cu yrds refuse disposal
Ponderosa Landfill		733.15			
Powers Brady	601-49440-32100	38.41	9/15/2026	174325	Sept 2026 Cell Phone Reimbursement
Powers Brady		38.41			
Prairieland Solid Waste Mgmnt	602-49450-38420	170.80	10/8/2026	174613	September tickets 106556, 106849, 107009
Prairieland Solid Waste Mgmnt	602-49450-38420	291.42	10/8/2026	174613	August tickets 105971, 106128, 106289
Prairieland Solid Waste Mgmnt		462.22			
Public Utilities Comm	604-49595-43994	345.50	9/25/2026	174463	lamp and ballast recycling rebates plus $300 for Oct recycling
Public Utilities Comm		345.50			
Public Utilities Commission	604-49570-38100	110.85	9/18/2026	174367	07/15 to 08/15/2026 EV Charging Wbgo Ave Sports Complex
Public Utilities Commission		110.85			
Ratcliffe Emily	601-00000-20200	0.43	9/1/2026	174158	Refund Check 020038-000, 104 1/2 E 5th St #4
Ratcliffe Emily	602-00000-20200	0.45	9/1/2026	174158	Refund Check 020038-000, 104 1/2 E 5th St #4
Ratcliffe Emily	604-00000-20200	1.30	9/1/2026	174158	Refund Check 020038-000, 104 1/2 E 5th St #4
Ratcliffe Emily	604-00000-20200	16.39	9/1/2026	174158	Refund Check 020038-000, 104 1/2 E 5th St #4
Ratcliffe Emily	604-00000-20200	1.39	9/1/2026	174158	Refund Check 020038-000, 104 1/2 E 5th St #4
Ratcliffe Emily	602-00000-20200	0.83	9/1/2026	174158	Refund Check 020038-000, 104 1/2 E 5th St #4
Ratcliffe Emily		20.79			
Retirement Association Public Employees	602-00000-21804	1,692.04	9/9/2026	0	PR Batch 00001.09.2026 PERA
Retirement Association Public Employees	604-00000-21804	3,180.39	9/9/2026	0	PR Batch 00001.09.2026 PERA

Last Name	Acct 1	Amount	Check Date	Check Num	Description
Retirement Association Public Employees	602-00000-21804	2,121.59	9/23/2026	0	PR Batch 00002.09.2026 PERA Employer
Retirement Association Public Employees	601-00000-21804	3,193.62	9/9/2026	0	PR Batch 00001.09.2026 PERA Employer
Retirement Association Public Employees	604-00000-21804	3,669.73	9/9/2026	0	PR Batch 00001.09.2026 PERA Employer
Retirement Association Public Employees	604-00000-21804	3,722.68	9/23/2026	0	PR Batch 00002.09.2026 PERA Employer
Retirement Association Public Employees	604-00000-21804	3,226.28	9/23/2026	0	PR Batch 00002.09.2026 PERA
Retirement Association Public Employees	601-00000-21804	3,491.67	9/23/2026	0	PR Batch 00002.09.2026 PERA Employer
Retirement Association Public Employees	601-00000-21804	2,767.83	9/9/2026	0	PR Batch 00001.09.2026 PERA
Retirement Association Public Employees	602-00000-21804	1,838.73	9/23/2026	0	PR Batch 00002.09.2026 PERA
Retirement Association Public Employees	602-00000-21804	1,952.30	9/9/2026	0	PR Batch 00001.09.2026 PERA Employer
Retirement Association Public Employees	601-00000-21804	3,026.10	9/23/2026	0	PR Batch 00002.09.2026 PERA
Retirement Association Public Employees		33,882.96			
River Bend Business Products	601-49440-20120	27.93	9/24/2026	174403	Office Supplies City Hall
River Bend Business Products	604-49590-20120	77.17	9/24/2026	174403	Office Supplies City Hall
River Bend Business Products	602-49490-20120	15.76	9/24/2026	174403	Office Supplies City Hall
River Bend Business Products		120.86			
Rodriguez Jose J	604-00000-20200	6.27	9/1/2026	174159	Refund Check 011572-001, 823 Edison Drive
Rodriguez Jose J	604-00000-20200	2.61	9/1/2026	174159	Refund Check 011572-001, 823 Edison Drive
Rodriguez Jose J	602-00000-20200	64.47	9/1/2026	174159	Refund Check 011572-001, 823 Edison Drive
Rodriguez Jose J	604-00000-20200	77.15	9/1/2026	174159	Refund Check 011572-001, 823 Edison Drive
Rodriguez Jose J	602-00000-20200	34.43	9/1/2026	174159	Refund Check 011572-001, 823 Edison Drive
Rodriguez Jose J	601-00000-20200	33.24	9/1/2026	174159	Refund Check 011572-001, 823 Edison Drive
Rodriguez Jose J		218.17			
Schiltz David	602-49490-32100	38.41	9/15/2026	174328	Sept 2026 Cell Phone Reimbursement
Schiltz David		38.41			
Sioux Valley Environmental	602-49450-40400	579.00	10/8/2026	174614	A2-SGE-T tube
Sioux Valley Environmental		579.00			
Staupe Amber	602-00000-20200	7.37	9/1/2026	174160	Refund Check 014711-004, 932 Willow St
Staupe Amber	604-00000-20200	1.58	9/1/2026	174160	Refund Check 014711-004, 932 Willow St
Staupe Amber	601-00000-20200	5.80	9/1/2026	174160	Refund Check 014711-004, 932 Willow St
Staupe Amber	604-00000-20200	20.11	9/1/2026	174160	Refund Check 014711-004, 932 Willow St
Staupe Amber	601-00000-20200	5.18	9/1/2026	174160	Refund Check 014711-004, 932 Willow St
Staupe Amber	601-00000-20200	11.52	9/1/2026	174160	Refund Check 014711-004, 932 Willow St
Staupe Amber	602-00000-20200	5.36	9/1/2026	174160	Refund Check 014711-004, 932 Willow St

Last Name	Acct 1	Amount	Check Date	Check Num	Description
Staupe Amber	602-00000-20200	10.06	9/1/2026	174160	Refund Check 014711-004, 932 Willow St
Staupe Amber		66.98			
Stuart C. Irby Co	604-00000-16500	531.50	10/8/2026	174615	aluminum guards & bolts - CIP - WIP
Stuart C. Irby Co	604-49570-31200	1,150.13	10/8/2026	174615	new rubber gloves, and testing
Stuart C. Irby Co	604-00000-16300	3,160.00	10/8/2026	174615	pad mount transformer - CIP - new transformers
Stuart C. Irby Co	604-00000-16500	137.50	10/8/2026	174615	8ft ywllow guy markers - CIP - WIP
Stuart C. Irby Co	604-00000-16500	65.52	10/8/2026	174615	bonding clips - CIP - WIP
Stuart C. Irby Co		5,044.65			
Subbert Jason	604-49595-43991	150.00	9/25/2026	174464	residential E-bike rebate
Subbert Jason		150.00			
Sunshine Filters of Pinellas	602-49450-40400	687.43	10/8/2026	174616	filters
Sunshine Filters of Pinellas		687.43			
Texas Refinery Corp.	601-49400-40400	654.46	9/25/2026	174465	aerosol cans
Texas Refinery Corp.		654.46			
The Joseph Company, Inc.	602-00000-16500	428,551.65	9/11/2026	174302	WWTP Biosolids Thru 09/01/2026
The Joseph Company, Inc.		428,551.65			
Tumbleson Kenneth	604-49595-43983	25.00	9/25/2026	174466	residential electric range/cooktop rebate
Tumbleson Kenneth	604-49595-43997	20.00	9/25/2026	174466	residential AC tune-up rebate
Tumbleson Kenneth		45.00			
U C Laboratory, Inc	601-49400-31400	302.30	10/8/2026	174617	total coliform 9.2026
U C Laboratory, Inc		302.30			
UPS	601-49400-31400	45.89	9/25/2026	0	samples sent to the mn dept of health
UPS	601-49400-31400	20.32	9/25/2026	0	samples sent to the mn dept of health
UPS	601-49400-40400	97.00	9/24/2026	174411	Shipping/Tariff Charges for Optical Probe Sensor Water Dept
UPS	601-49400-40400	97.00		0	Optical Probe Sensor Shipping/Tariff Fees Water Dept

Last Name	Acct 1	Amount	Check Date	Check Num	Description
UPS		260.21			
US Lockbox PTC Inc.	604-00000-16300	688.00	9/25/2026	174467	SCADA subscription - CIP - SCADA
US Lockbox PTC Inc.		688.00			
USA Blue Book	601-49400-31400	70.20	9/25/2026	174468	hach free chlorine swiftest
USA Blue Book	601-49400-31400	1,084.17	9/25/2026	174468	flouride reagent, brass couplings, electrode gel
USA Blue Book		1,154.37			
Valley Asphalt Products	604-49570-22300	553.63	9/11/2026	174305	Blacktop El Agave Alley
Valley Asphalt Products		553.63			
Vantage Transfer - 301177	604-00000-21808	66.87	9/23/2026	0	PR Batch 00002.09.2026 ICMA Roth
Vantage Transfer - 301177	601-00000-21808	194.95	9/9/2026	0	PR Batch 00001.09.2026 ICMA Roth
Vantage Transfer - 301177	604-00000-21808	66.87	9/9/2026	0	PR Batch 00001.09.2026 ICMA Roth
Vantage Transfer - 301177	601-00000-21808	791.47	9/23/2026	0	PR Batch 00002.09.2026 ICMA
Vantage Transfer - 301177	602-00000-21808	492.96	9/9/2026	0	PR Batch 00001.09.2026 ICMA- Percent
Vantage Transfer - 301177	601-00000-21808	60.93	9/23/2026	0	PR Batch 00002.09.2026 ICMA Loan Repayment
Vantage Transfer - 301177	602-00000-21808	165.67	9/23/2026	0	PR Batch 00002.09.2026 ICMA
Vantage Transfer - 301177	604-00000-21808	195.81	9/9/2026	0	PR Batch 00001.09.2026 ICMA- Percent
Vantage Transfer - 301177	602-00000-21808	492.96	9/23/2026	0	PR Batch 00002.09.2026 ICMA- Percent
Vantage Transfer - 301177	601-00000-21808	69.84	9/9/2026	0	PR Batch 00001.09.2026 ICMA- Percent
Vantage Transfer - 301177	601-00000-21808	69.84	9/23/2026	0	PR Batch 00002.09.2026 ICMA- Percent
Vantage Transfer - 301177	602-00000-21808	12.18	9/9/2026	0	PR Batch 00001.09.2026 ICMA Roth
Vantage Transfer - 301177	604-00000-21808	128.09	9/9/2026	0	PR Batch 00001.09.2026 ICMA Payroll Roth IRA
Vantage Transfer - 301177	602-00000-21808	12.18	9/23/2026	0	PR Batch 00002.09.2026 ICMA Roth
Vantage Transfer - 301177	601-00000-21808	86.70	9/23/2026	0	PR Batch 00002.09.2026 ICMA Payroll Roth IRA
Vantage Transfer - 301177	601-00000-21808	60.93	9/9/2026	0	PR Batch 00001.09.2026 ICMA Loan Repayment
Vantage Transfer - 301177	601-00000-21808	194.95	9/23/2026	0	PR Batch 00002.09.2026 ICMA Roth
Vantage Transfer - 301177	602-00000-21808	82.71	9/9/2026	0	PR Batch 00001.09.2026 ICMA Payroll Roth IRA
Vantage Transfer - 301177	604-00000-21808	1,049.74	9/23/2026	0	PR Batch 00002.09.2026 ICMA
Vantage Transfer - 301177	601-00000-21808	86.71	9/9/2026	0	PR Batch 00001.09.2026 ICMA Payroll Roth IRA
Vantage Transfer - 301177	602-00000-21808	165.66	9/9/2026	0	PR Batch 00001.09.2026 ICMA
Vantage Transfer - 301177	601-00000-21808	791.47	9/9/2026	0	PR Batch 00001.09.2026 ICMA
Vantage Transfer - 301177	602-00000-21808	82.72	9/23/2026	0	PR Batch 00002.09.2026 ICMA Payroll Roth IRA
Vantage Transfer - 301177	604-00000-21808	128.10	9/23/2026	0	PR Batch 00002.09.2026 ICMA Payroll Roth IRA
Vantage Transfer - 301177	604-00000-21808	221.50	9/23/2026	0	PR Batch 00002.09.2026 ICMA- Percent
Vantage Transfer - 301177	604-00000-21808	1,049.75	9/9/2026	0	PR Batch 00001.09.2026 ICMA

Last Name	Acct 1	Amount	Check Date	Check Num	Description
Vantage Transfer - 301177		6,821.56			
Verizon Wireless	601-49400-32100	171.75	9/4/2026	174208	07/21 to 08/20/2026 Cell Phone Water Dept
Verizon Wireless	602-49450-32100	58.43	9/4/2026	174208	07/21 to 08/20/2026 Cell Phone Waste Water Dept
Verizon Wireless	604-49570-32100	335.98	9/4/2026	174208	07/21 to 08/20/2026 Cell Phone Electric Dept
Verizon Wireless		566.16			
Vessco, Inc.	602-49450-40400	853.08	9/25/2026	174469	bagging cassette
Vessco, Inc.		853.08			
Vestis	601-49400-31200	208.01	9/25/2026	174470	laundering services
Vestis		208.01			
Voss Cleaning Services, Inc.	602-49450-31200	130.00	10/8/2026	174618	rug service-september
Voss Cleaning Services, Inc.	604-49570-31200	536.73	9/11/2026	174308	Janitorial & Rug Service City Hall Sept 2026
Voss Cleaning Services, Inc.	602-49450-31200	109.61	9/11/2026	174308	Janitorial & Rug Service City Hall Sept 2026
Voss Cleaning Services, Inc.	601-49440-31200	194.16	9/11/2026	174308	Janitorial & Rug Service City Hall Sept 2026
Voss Cleaning Services, Inc.		970.50			
WEG Transformers USA LLC	604-00000-16500	153,396.00	9/4/2026	174210	Transformers - CIP 10th St Substation
WEG Transformers USA LLC	604-00000-16500	153,396.00	9/4/2026	174210	Transformers - CIP 10th St Substation
WEG Transformers USA LLC		306,792.00			
Wesco Receivables Corp.	604-49570-22300	449.50	9/25/2026	174471	u-guards
Wesco Receivables Corp.	604-00000-16500	83.04	9/25/2026	174471	dead-end guy grip - CIP - WIP substation
Wesco Receivables Corp.	604-00000-16500	1,866.18	10/8/2026	174619	grounding wires - CIP - WIP
Wesco Receivables Corp.	604-00000-16500	2,193.96	10/8/2026	174619	H type connections - CIP - WIP
Wesco Receivables Corp.	604-00000-14207	24,898.50	9/25/2026	174471	MCM terminations and splices
Wesco Receivables Corp.	604-49570-43900	389.00	9/25/2026	174471	wireholders
Wesco Receivables Corp.	604-49570-43900	103.37	9/25/2026	174471	colored electrical tape
Wesco Receivables Corp.	604-49570-22300	533.75	10/8/2026	174619	grounding rods
Wesco Receivables Corp.	604-49570-22300	2,138.88	10/8/2026	174619	medium voltage power fuse
Wesco Receivables Corp.	604-00000-16500	2,685.80	10/8/2026	174619	H type connections - CIP - WIP
Wesco Receivables Corp.	604-00000-16500	1,070.34	9/25/2026	174471	power systems anchors - CIP - WIP substation
Wesco Receivables Corp.		36,412.32			

Last Name	Acct 1	Amount	Check Date	Check Num	Description
Western Area Power Admin. US Dept of Energy	604-00000-20100	8,415.60	9/11/2026	0	Aug 2026 Electric Service
Western Area Power Admin. US Dept of Energy		8,415.60			
Williams Wade	604-49570-43900	35.00	10/8/2026	0	per diem Line Rodeo MMUA
Williams Wade		35.00			
WM. W. Meyer & Sons, Inc.	601-49400-40400	430.94	9/25/2026	174472	8 rotary air lock valves
WM. W. Meyer & Sons, Inc.		430.94			
Yeager Implement, Inc.	601-49400-40400	105.07	9/25/2026	174473	#666 oil change parts
Yeager Implement, Inc.		105.07			
Ziegler, Inc.	602-49450-31200	1,383.81	9/11/2026	174309	Troubleshoot Fault Code Cause ECMP 2 panel. Generator WWTP
Ziegler, Inc.		1,383.81			
		1,985,167.80			

Fairmont Public Utilities Commission
October 20, 2026

Agenda Item: 8.1

From: Julie Zarling, Assistant Finance Director
To: Public Utilities Commission

Subject: Electric, Water, and Wastewater Utility Cost of Service Study Overview

---

Policy/Action Requested:
Vote Required: __ Simple Majority _____ Roll Call

Recommendation: Informational

Overview:
Dave Berg will be joining us to go over our Electric, Water and Wastewater Utility Cost of Service Study.

Budget Impact: N/A

Attachments:

****

PUC Action: _____ Date: _____

Fairmont Public Utilities Commission
October 20, 2026

Agenda Item:8.2

From: Brady Powers
To: Public Utilities Commission

Subject: 2027 Chemical Bids

Policy/Action Requested: Motion to approve purchase order #
Vote Required: __x__ Simple Majority _____ Roll Call

Recommendation: Staff is recommending approval.

Overview: Review and approval of the proposed 2027 chemical bids for the water plant, ww plant and aquatic center.

Budget Impact: These expenses are included in the 2027 Budget.
****

PUC Action: _____ Date: _____

City of Fairmont

2026 Chemical Bid Results- Chemicals To be used in 2027

Lime		
Lhoist	$788.72	p/ton
Graymont	$361.71	p/ton
Carmeuse	$701.38	p/ton
MLC	$742.50	p/ton
Salt		
Salt Source/US Salt	$187.86	p/ton
Step Savers	$220.00	p/ton
Ammonia		
Hawkins	$0.39	p/pound
Aqua-Pure Inc.	$0.44	p/pound
Soda Ash		
Hawkins	$0.50	p/pound
Aqua-Pure Inc.	0.52	P/pound
Sufuric Acid		
Aqua-Pure Inc.	$0.49	p/pound
Hawkins	$0.43	p/pound
Calcium Chloride		
Hawkins	$0.64	p/pound
Sodium Bicarbonate		
Culligan	$0.46	p/pound
Hawkins	$0.62	p/pound
Ferric 38%		
PVS Chemical	$2.70	p/gallon
Hawkins	$2.53	p/gallon

Co2		
Air Products	$241	p/ton
Fluoride		
Hawkins	$0.92	/pound
CCH Granular		
Hawkins	$410.00	p/100# drum
Cyanuric Acid		
Hawkins	$4.72	p/pound
Azone		
Hawkins	$4.98	p/gallon

Change From 2025 Bid Results

Lime	$31.49	Ton
Salt	$6	Ton
Ammonia	$0.03	Pound
Soda Ash	$0.00	Pound
Sulfuric Acid	$0.06	Pound
Calcium Chloride	$0.03	Pound
Sodium Bicarbonate	$0.03	Pound
Ferric 28%	$0.05	Gallon
Co2	$11.00	Ton
Fluoride	$0.21	Gallon
CCH Granular	$0.00	P/100# Drum
Cyanuric Acid	$0.00	Pound
Azone	$0.79	Gallon

Green =	Decrease In Price
Red =	Increase In Price
Black =	Stable In Price

FAIRMONT T.M.

CITY OF FAIRMONT – 100 Downtown Plaza – Fairmont, MN 56031
Phone (507) 238-9461 www.fairmont.org Fax (507) 238-9469

10/13/2026

Dear Valued Chemical Suppliers

On behalf of the City of Fairmont, I would like to express our sincere appreciation for taking the time to submit your chemical pricing for the upcoming year 2027.

We value the effort and detail you put into preparing your proposal and the continued interest you show in working with our organization. Your prompt response and cooperation are greatly appreciated. Please find the attached chemical bid results.

Thank you once again for your time, effort, and continued partnership. We look forward to potential opportunities to work together.

Please contact me if you have any questions.

Thank you,

Brady Powers
Water & Wastewater Superintendent
City of Fairmont
507.235.6789 (W) 507.235.6502 (WW)
Cell: 507.822.6410
Web www.fairmont.org
Email bpowers@fairmont.org