CITY OF FAIRMONT
PUBLIC UTILITIES COMMISSION
AGENDA

Tuesday, November 17, 2026

1 Call to Order
- 7:30 AM City Hall Conference Room (Second Floor)

2 Roll Call
Chair Werre _____
Commissioner Struss _____
Commissioner Zoch _____
Commissioner Garbers _____

3 Public Discussion/Comments (Individual comments are limited to 3 minutes)

4 Approval of Minutes **(2 - 3)**
4.1 - Work Session, November 3, 2026

5 Financials & Production Stats **(4 - 12)**
5.1 - Financial Report & Stats

6 Approval of Record of Disbursements **(13 - 34)**
6.1 - AP Report

7 Old Business **(35 - 67)**
7.1 - 2027 Budget

8 New Business

9 Staff Updates
9.1 - Water/Wastewater Departments
9.2 - Line Departments

10 Date and Time of Next Meetings:
Work Session - Tuesday, December 1, 2026
Regular Meeting - Tuesday, December 15, 2026

11 Adjournment

FAIRMONT

Fairmont Public Utilities Commission
November 17, 2026

Agenda Item: 4.1

From: Paul Hoye, Finance Director
To: Public Utilities Commission

Subject: PUC Minutes from Regular meeting on November 3, 2026

Policy/Action Requested:
Vote Required: __X__ Simple Majority _____ Roll Call

Recommendation: Approval

Overview:

Budget Impact: N/A

Attachments: PUC Minutes Regular Meeting, November 3, 2026

****

PUC Action: _____ Date: _____

PUBLIC UTILITIES COMMISSION
REGULAR MEETING

Tuesday, November 3, 2026
7:30 AM
City Hall Conference Room
Meeting held in person

IN ATTENDANCE: Commissioners Werre, Struss, Zoch, and Garbers

ALSO IN ATTENDANCE: Finance Director Hoye, Accountant Emler, Water/Wastewater Superintendent Powers, Electrical Superintendent Williams, Council Member Hasek

ABSENT:

Commissioner Werre called the meeting to order at 7:30 AM.

Commissioner Werre called for Public Discussion and Comments. No individuals were present for public comment at the meeting.

A motion was made by Mr. Struss, seconded by Mr. Zoch and carried to approve the October 20, 2026, minutes.

New Business Water/Wastewater Superintendent Powers presented a purchase order to purchase two new sluice gates that control wastewater flow during high flow times. They are to replace the current ones that are over 20 years old. Discussion was held and a motion to approve was made by Mr. Struss and seconded by Mr. Were.

Finance Director Hoye presented the preliminary 2027 PUC budget. Discussion was had, with no action taken. Staff will look to the Commission for a recommendation to the City Council to approve at the November 17, 2026 meeting.

Water/Wastewater Superintendent Powers went over his departments 2027 CIP projects. Discussion was had, with no action taken.

Electrical Superintendent Williams went over the Line Departments 2027 CIP projects. Due to current staffing shortages and ongoing projects, some projects have continued to be delayed. The Commission requested a review of the Electric Department's CIP projects to ensure the list includes projects that can realistically be completed in 2027. No action was taken.

It was moved by Mr. Werre, seconded by Mr. Zoch, and approved to adjourn the meeting at 8:45 AM.

_____

Perry Struss, Secretary

FAIRMONT

Fairmont Public Utilities Commission
November 17, 2026

Agenda Item: 5.1

From: Paul Hoye, Finance Director
To: Public Utilities Commission

Subject: Financial Report & Production Stats: October 2026

Policy/Action Requested:
Vote Required: ____ Simple Majority _____ Roll Call

Recommendation: Informational

Overview:

Financial Reports, Stats, and the Capital Expenditure Summary for October 2026 are included for review.

Budget Impact: N/A

Attachments: October Report, Capital Expenditures Summary, & Production Statistics

****

PUC Action: _____ Date: _____

FAIRMONT PUBLIC UTILITIES COMMISSION

INCOME STATEMENT SUMMARY: 2026 & 2025

WATER DEPARTMENT	2026 OCT	2026 YTD	2026 BUDGET	2026 % BUDGET	2025 OCT	2025 YTD	2025 BUDGET	2025 % BUDGET
WATER DEPT REVENUE	$1,003,134.87	$7,713,461.72	$6,981,528.00	110.48%	$567,995.40	$5,885,066.15	$6,673,491.00	88.19%
WATER FILTRATION PLANT EXP.	$132,676.51	$1,408,736.75	$1,811,086.00	77.78%	$260,192.82	$1,471,130.47	$1,791,990.00	82.09%
WATER DISTRIB EXP.	$59,273.57	$561,998.20	$871,436.00	64.49%	$53,962.08	$634,227.67	$909,008.00	69.77%
WATER ADMIN EXP.	$21,730.66	$205,656.64	$274,081.00	75.03%	$15,161.20	$194,969.59	$240,357.00	81.12%
WATER MISC EXP.	$99,254.62	$1,480,738.10	$1,694,793.00	87.37%	$96,311.10	$1,412,429.81	$1,595,268.00	88.54%
TRANSFER OUT TO OTHER FUNDS	$18,095.39	$180,953.90	$217,145.00	83.33%	$17,178.89	$171,788.90	$206,147.00	83.33%
TOTAL WATER DEPT EXP.	$331,030.75	$3,838,083.59	$4,868,541.00	78.83%	$442,806.09	$3,884,546.44	$4,742,770.00	81.90%
WATER DEPT NET INCOME (LOSS)	$672,104.12	$3,875,378.13	$2,112,987.00	183.41%	$125,189.31	$2,000,519.71	$1,930,721.00	103.62%

WASTEWATER DEPARTMENT	2026 OCT	2026 YTD	2026 BUDGET	2026 % BUDGET	2025 OCT	2025 YTD	2025 BUDGET	2025 % BUDGET
WASTEWATER DEPT REVENUE	$428,843.86	$6,413,538.91	$7,545,356.00	85.00%	$431,719.83	$5,649,488.94	$3,597,816.00	157.03%
WASTEWATER TREATMENT PLANT EXP.	$112,680.92	$1,158,207.85	$1,475,259.00	78.51%	$127,644.48	$1,169,849.80	$1,328,668.00	88.05%
WASTEWATER COLLECTION EXP.	$30,591.64	$406,771.95	$526,906.00	77.20%	$30,971.58	$290,343.86	$538,347.00	53.93%
WASTEWATER ADMIN EXP.	$13,909.42	$137,859.80	$179,580.00	76.77%	$9,433.11	$220,227.81	$155,466.00	141.66%
WASTEWATER MISC EXP.	$82,066.72	$1,182,982.86	$1,609,040.00	73.52%	$75,079.95	$773,400.05	$840,750.00	91.99%
TRANSFER OUT TO OTHER FUNDS	$10,214.90	$102,149.00	$122,579.00	83.33%	$9,948.73	$99,487.30	$119,385.00	83.33%
TOTAL WASTEWATER DEPT EXP.	$249,463.60	$2,987,971.46	$3,913,364.00	76.35%	$253,077.85	$2,553,308.82	$2,982,616.00	85.61%
WASTEWATER DEPT NET INCOME (LOSS)	$179,380.26	$3,425,567.45	$3,631,992.00	94.32%	$178,641.98	$3,096,180.12	$615,200.00	503.28%

ELECTRIC DEPARTMENT	2026 OCT	2026 YTD	2026 BUDGET	2026 % BUDGET	2025 OCT	2025 YTD	2025 BUDGET	2025 % BUDGET
ELECTRIC DEPT REVENUE	$1,208,304.56	$14,688,112.56	$17,249,464.00	85.15%	$1,360,262.70	$14,604,242.57	$17,429,298.00	83.79%
PURCHASE POWER EXP.	$761,348.48	$9,845,847.07	$11,114,203.00	88.59%	$928,601.08	$10,349,172.95	$12,236,276.00	84.58%
ELECTRIC DISTRIB EXP.	$142,322.74	$1,589,639.11	$2,058,958.00	77.21%	$187,896.27	$1,700,245.97	$1,968,505.00	86.37%
ELECTRIC ADMIN EXP.	$88,078.52	$676,864.81	$877,723.00	77.12%	$61,767.24	$702,338.99	$806,358.00	87.10%
ELECTRIC DEPT MISC EXP.	$43,430.20	$409,519.63	$602,659.00	67.95%	$30,974.76	$425,530.76	$605,709.00	70.25%
TRANSFER OUT TO OTHER FUNDS	$50,023.04	$500,230.40	$600,276.00	83.33%	$51,205.72	$512,057.17	$614,468.00	83.33%
TOTAL ELECTRIC DEPT EXP.	$1,085,202.98	$13,022,101.02	$15,253,819.00	85.37%	$1,260,445.07	$13,689,345.84	$16,231,316.00	84.34%
ELECTRIC DEPT NET INCOME (LOSS)	$123,101.58	$1,666,011.54	$1,995,645.00	83.48%	$99,817.63	$914,896.73	$1,197,982.00	76.37%

FAIRMONT PUBLIC UTILITIES COMMISSION

CAPITAL EXPENDITURE SUMMARY

2026

Water Department

Project Name	Project Cost/ Approved Budget	Change Orders	Adjusted Contract	Total Spent	Current/Future Commitments	Estimated Total Project Spent
Raw Water Lake Wall Replacement	$ 400,000.00		$ 400,000.00	$ 52,207.27		$ 52,207.27
Hydro Vac Unit	$ 700,000.00		$ 700,000.00	$ 633,281.77		$ 633,281.77
Lime Press Upgrades	$ 85,000.00		$ 85,000.00	$ 45,396.63		$ 45,396.63
Lead Service Line Project (2025-Grant Funded)	$ -		$ -	$ 1,836,888.92		$ 1,836,888.92
Totals	**$ 1,185,000.00**	**$ -**	**$ 1,185,000.00**	**$ 2,567,774.59**	**$ -**	**$ 2,567,774.59**

Wastewater Department

Project Name	Project Cost/ Approved Budget	Change Orders	Adjusted Contract	Total Spent	Current/Future Commitments	Estimated Total Project Spent
UV/Solids handling upgrade project (CIP 2024)	$ 33,745,515.00		$ 33,745,515.00	$ 29,662,918.28		$ 29,662,918.28
Lift Station rehab/repair/monitoring	$ 150,000.00		$ 150,000.00	$ 175,825.53		$ 175,825.53
West Areation Basin Repairs	$ 85,000.00		$ 85,000.00			$ -
Head Works Improvements	$ 100,000.00		$ 100,000.00	$ 41,885.81		$ 41,885.81
Totals	**$ 34,080,515.00**	**$ -**	**$ 34,080,515.00**	**$ 29,880,629.62**	**$ -**	**$ 29,880,629.62**

Electric Department

Project Name	Project Cost/ Approved Budget	Change Orders	Adjusted Contract	Total Spent	Current/Future Commitments	Estimated Total Project Spent
New Transformers	$ 230,000.00		$ 230,000.00	$ 168,509.00	$ 20,035.00	$ 188,544.00
Underground Conductors	$ 160,000.00		$ 160,000.00	$ 11,751.12		$ 11,751.12
Replace High Voltage Switches	$ 280,000.00		$ 280,000.00		$ 153,448.02	$ 153,448.02
10th Street SUB Modifications/Breakers (CIP 2024)	$ 4,088,500.00		$ 4,088,500.00	$ 4,344,171.92	$ 281,572.64	$ 4,625,744.56
FES Sub Transformer Replace/Switchgear (CIP 2024)	$ 6,248,950.00		$ 6,248,950.00	$ 2,921,507.76	$ 1,747,679.24	$ 4,669,187.00
West Industrial Park Substation (Substation) (CIP 2024)	$ 8,404,600.00		$ 8,404,600.00	$ 1,225,390.81	$ 525,449.55	$ 1,750,840.36
Downtown Lighting/Bollard/sign Replacement	$ 235,000.00		$ 235,000.00	$ -		$ -
Replace Bucket Truck	$ 390,000.00		$ 390,000.00	$ -	$ 396,461.00	$ 396,461.00
Bury Lake Ave Distribution	$ 165,000.00		$ 165,000.00	$ 67,060.00	$ -	$ 67,060.00
Replace/Re-purpose Truck #223	$ 57,000.00		$ 57,000.00	$ 48,513.97		$ 48,513.97
GIS Training/Consulting/Workstations	$ 50,000.00		$ 50,000.00	$ 19,499.40		$ 19,499.40
Replace SCADA System	$ 650,000.00		$ 650,000.00	$ 77,052.00		$ 77,052.00
69kv breaker/DC/East Chain Sub	$ 120,000.00		$ 120,000.00	$ -		$ -
Street Improvement Projects	$ 20,000.00		$ 20,000.00	$ -		$ -
Replace Street Light Poles Blue Earth Avenue	$ 368,000.00		$ 368,000.00	$ -		$ -
Replace Printer	$ 6,500.00		$ 6,500.00	$ 6,744.35		$ 6,744.35
Replace Locate Van	$ 57,000.00		$ 57,000.00	$ 62,010.12		$ 62,010.12
Hospital Switchgear Upgrade	$ 130,000.00		$ 130,000.00	$ -		$ -
Replace Fork Lift	$ 42,000.00		$ 42,000.00	$ 37,516.81		$ 37,516.81
Repair and Clean Buss at FES Sub	$ 20,000.00		$ 20,000.00	$ 29,759.00		$ 29,759.00
Replace Vacuum Excavator	$ 83,000.00		$ 83,000.00	$ 53,320.37		$ 53,320.37
Replace Core Drill	$ 7,000.00		$ 7,000.00	$ 4,629.37		$ 4,629.37
Install Backup Generator at Line Department	$ 17,000.00		$ 17,000.00	$ -		$ -
Totals	**$ 21,829,550.00**	**$ -**	**$ 21,829,550.00**	**$ 9,077,436.00**	**$ 3,124,645.45**	**$ 12,202,081.45**

FAIRMONT PUBLIC UTILITIES

ELECTRIC DEPT STATISTICAL COMPARISON - OCTOBER

ACCOUNT #	DESCRIPTION	OCT KWH 2026	OCT KWH 2025	OCT REV 2026	OCT REV 2025
604-37400-37411	Residential Light Sales	1,881,161	2,327,245	$259,483.84	$314,234.31
604-37400-37412	Residential Heat Sales	562,111	654,495	$74,650.62	$85,643.13
604-37400-37413	Commercial Service Sales	1,440,867	1,599,921	$187,221.18	$206,482.25
604-37400-37414	Seasonal Commercial Heat Sales	37,304	39,540	$3,490.15	$3,658.70
604-37400-37415	General Service Sales	1,252,073	1,433,930	$148,466.39	$168,796.81
604-37400-37416	Industrial Sales	3,840,565	4,042,691	$428,725.86	$443,293.85
604-37400-37417	All Electric Sales	630,539	660,583	$67,194.62	$70,965.02
604-37400-37418	Rural Electric Sales	225,817	266,936	$30,539.93	$35,639.10
604-37400-37420	Filter Plant Power	112,208	117,224	$9,548.90	$9,975.76
604-37400-37421	WW Treatment Plant Power	142,440	117,174	$12,121.64	$9,971.51
604-37400-37423	Municipal Street Lighting	45,585	45,814	$4,166.45	$4,187.41
604-37400-37422	EV Charging Stations		300		$102.45
604-37400-37426	Security & Street Lighting	4,340	4,362	$899.48	$905.44
604-37400-37419	Energy Cost Adjustment		-	($48,642.38)	($45,161.38)
	TOTAL SALES	**10,175,010**	**11,310,215**	**$1,177,866.68**	**$1,308,694.36**

ELECTRIC PURCHASES	2026	2025
TIE LINE - SMMPA 69 KV (BILLED)	**10,385,353**	**10,849,849**
TIE LINE - WAPA 69 KV (BILLED)	**253,000**	**253,000**
TOTAL PURCHASES (69 KV)	**10,638,353**	**11,102,849**

SALES TO PURCHASES DIFFERENCIAL	**463,343**	**(207,366)**	**95.64%**	**101.87%**

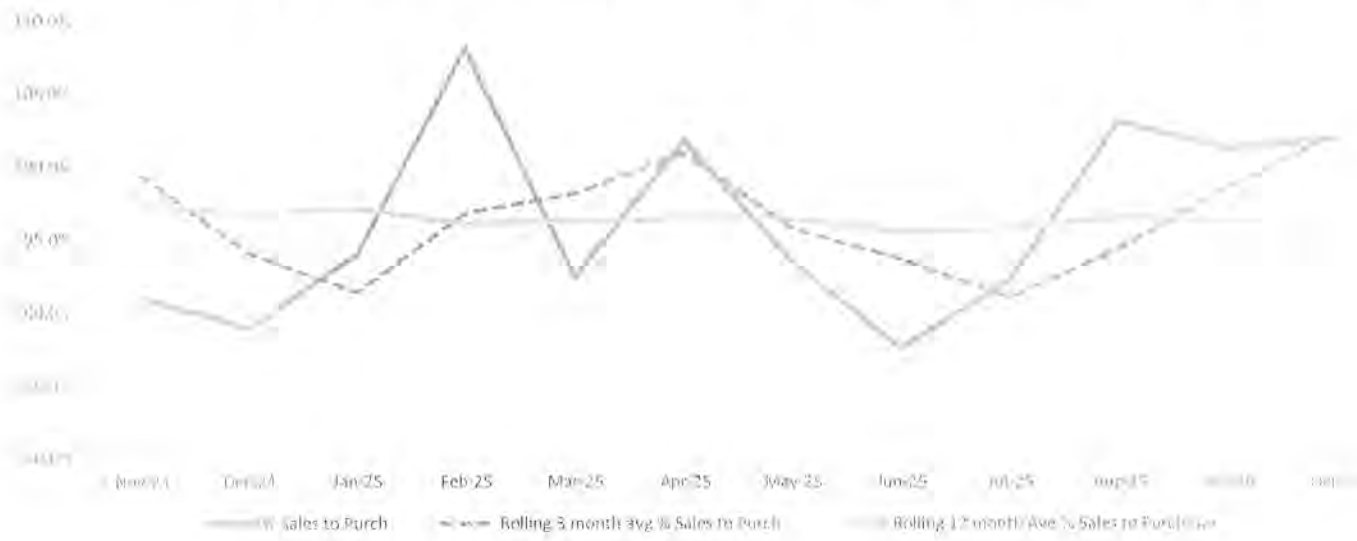

City of Fairmont
Demand Ratchet Costs - 2026

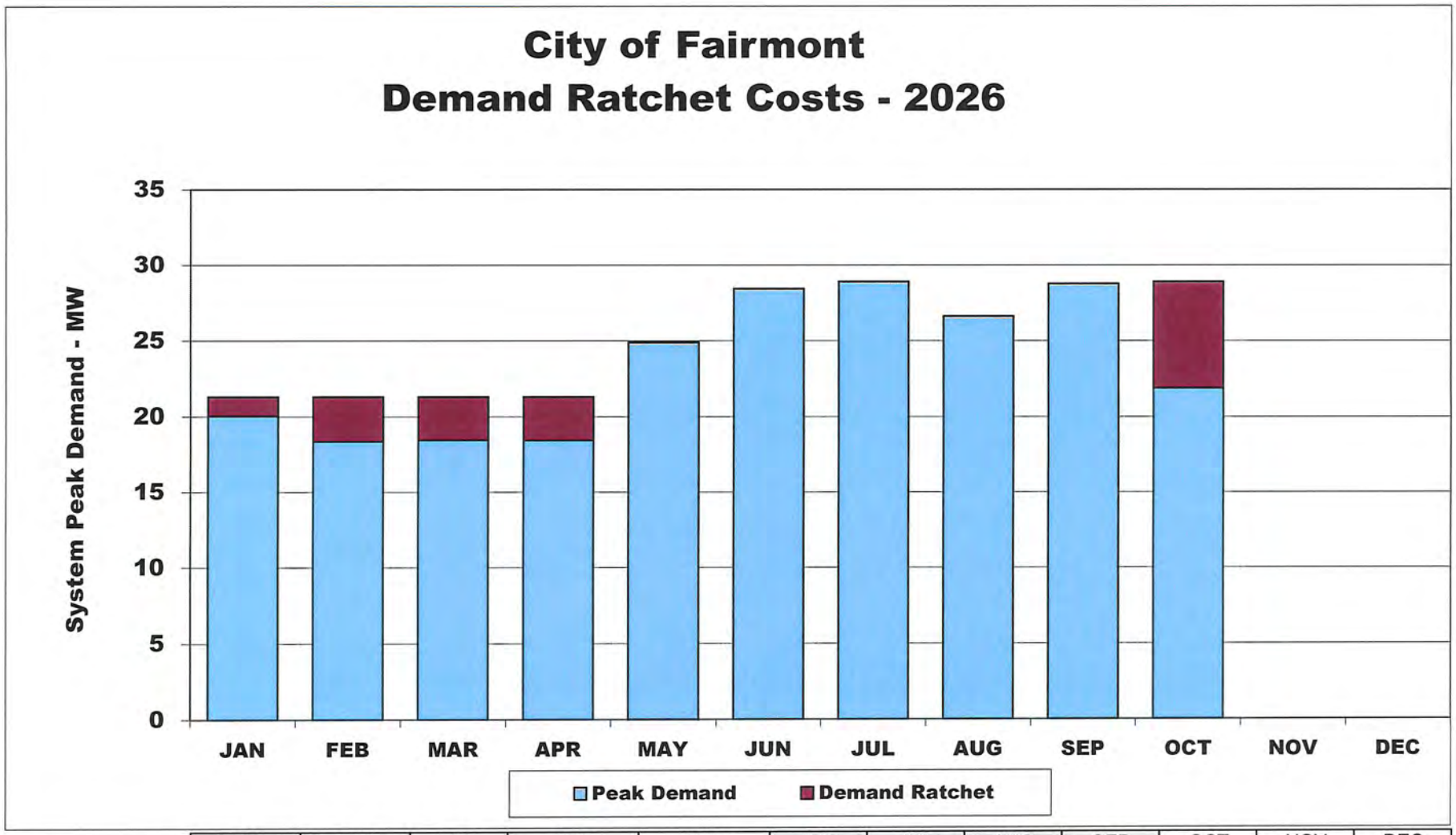

	JAN	FEB	MAR	APR	MAY	JUN	JUL	AUG	SEP	OCT	NOV	DEC
PEAK DEMAND	20,025	18,346	18,456	18,439	24,870	28,422	28,893	26,621	28,756	21,845		
RATCHET DEMAND	21,274	21,274	21,274	21,274	21,274					28,893		
DIFFERENCE	1,249	2,928	2,818	2,835	-3,596					7,048	0	0
RATCHET COST	$13,677	$28,607	$27,532	$27,698	$0					$68,859	$0	$0

TOTAL RATCHET COSTS $166,373

JAN - MAY: RATCHET BASED ON SYSTEM PEAK OF 28,749 SET ON JULY 22, 2025

JUN - SEP: ANNUAL PEAK MEASUREMENT PERIOD.

OCT-DEC: RATCHET BASED ON SYSTEM PEAK SET SUMMER OF 2026 - 28,893 SET JULY 27, 2026

Ratchet is 74% of peak demand.

FAIRMONT PUBLIC UTILITIES - COMPARISON OF PURCHASE POWER TO SALES

FOR YEAR 2026

	SMMPA									WAPA									
	ACTUAL DEMAND	BILLED DEMAND	KWH	DEMAND $$	ENERGY $$	ECA $$	WHEELING	TOTAL BILL	AVERAGE COST/KWH	BILLED DEMAND	KWH	TOTAL BILL	AVERAGE COST/KWH	TOTAL KWH PURCHASED	TOTAL PURCHASED POWER COST	2026 AVE COST KWH	TOTAL KWH SOLD TO CUSTOMERS	TOTAL REVENUE	2026 AVE REV KWH SOLD
JAN	20,025	21,274	11,623,795	$304,814.64	$652,171.65	$80,010.14	$0.00	$1,036,996.43	$0.08770	784	286,000	$10,521.60	$0.03679	12,109,795	$1,047,518.03	$0.08650	10,983,292	$1,330,184.98	$0.12111
FEB	18,346	21,274	10,104,207	$270,223.38	$500,455.87	$236,475.90	$0.00	$1,007,155.15	$0.09968	785	267,000	$10,546.20	$0.03675	10,391,207	$1,017,701.35	$0.09794	11,554,603	$1,586,387.95	$0.13729
MAR	18,456	21,274	10,393,531	$270,597.38	$515,238.41	$51,440.52	$0.00	$837,276.31	$0.08056	782	342,000	$11,493.20	$0.03361	10,735,531	$848,769.51	$0.07906	10,003,305	$1,254,490.75	$0.12541
APR	18,439	21,274	9,810,761	$270,539.58	$489,811.12	$77,795.58	$0.00	$838,146.28	$0.08543	774	358,000	$11,718.80	$0.03273	10,168,761	$849,865.08	$0.08358	10,193,491	$1,318,503.69	$0.12935
MAY	24,870	24,870	10,743,535	$327,537.90	$528,644.91	($42,353.06)	$0.00	$813,829.75	$0.07575	569	252,000	$8,418.20	$0.03341	10,995,535	$822,247.95	$0.07478	9,881,632	$1,189,448.00	$0.12037
JUN	28,422	28,422	12,446,241	$374,317.74	$624,331.78	$18,790.44	$0.00	$1,017,439.96	$0.08175	578	232,000	$8,129.20	$0.03504	12,678,241	$1,025,569.16	$0.08089	11,705,648	$1,428,403.74	$0.12203
JUL	28,893	28,893	15,254,627	$380,520.81	$763,980.18	$76,133.66	$0.00	$1,220,634.65	$0.08002	578	246,000	$8,375.60	$0.03405	15,500,627	$1,229,010.25	$0.07929	13,442,467	$1,684,381.67	$0.12530
AUG	26,621	26,621	13,592,940	$350,598.57	$673,410.81	$152,592.03	$0.00	$1,176,601.41	$0.08656	546	261,000	$8,415.60	$0.03224	13,853,940	$1,185,017.01	$0.08554	14,388,703	$1,854,470.72	$0.12888
SEP	28,756	28,756	11,529,871	$378,716.52	$573,504.83	($11,839.45)	$0.00	$940,381.90	$0.08156	556	239,000	$8,098.40	$0.03388	11,768,871	$948,480.30	$0.08059	12,795,958	$1,507,865.02	$0.11784
OCT	21,845	21,845	10,385,353	$287,698.65	$516,300.18	($61,212.09)	$0.00	$742,786.74	$0.07152	578	253,000	$8,498.80	$0.03359	10,638,353	$751,285.54	$0.07062	10,175,010	$1,177,866.68	$0.11576
NOV							$0.00	$0.00	#DIV/0!				#DIV/0!	0	$0.00	#DIV/0!			#DIV/0!
DEC							$0.00	$0.00	#DIV/0!				#DIV/0!	0	$0.00	#DIV/0!			#DIV/0!
TOT			116,084,861	$3,215,565.17	$5,837,849.74	$577,833.67	$0.00	$9,631,248.58	$0.08297	6,530	2,756,000	$94,215.60	$0.03419	118,840,861	$9,725,464.18	$0.08184	115,124,109	$14,332,003.20	$0.1245
																		AVE KWH COST	$0.0818
																		KWH SOLD	$0.0845
																		KWH MARGIN	$0.0400

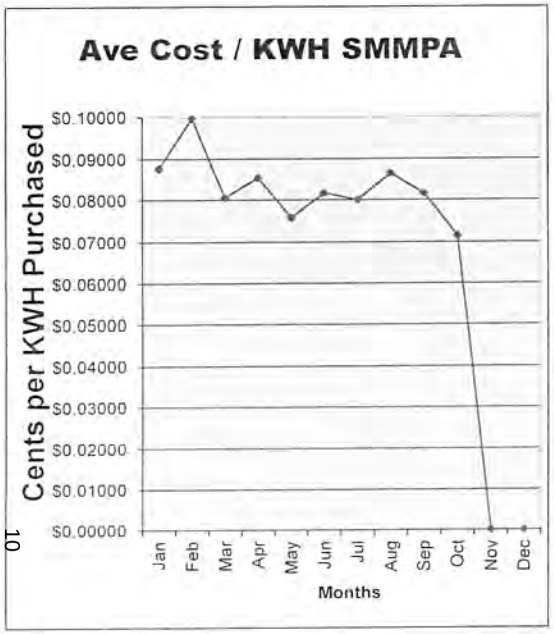

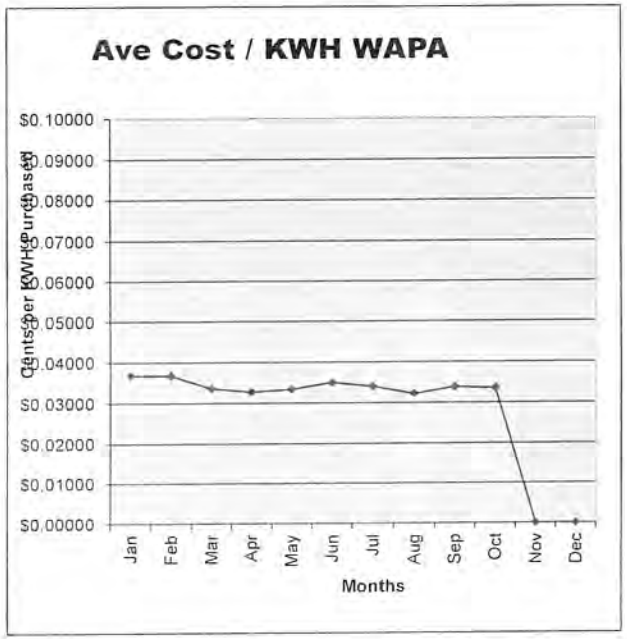



PUBLIC UTILITIES COMMISSION WATER DEPARTMENT STATISTICS FOR 2026

	JAN	FEB	MAR	APR	MAY	JUN	JUL	AUG	SEP	OCT	NOV	DEC
RAW WATER	43,288,450	41,037,760	44,988,270	44,996,280	49,514,470	48,788,180	51,028,710	51,002,820	44,128,620	44,269,820		
ACCOUNTED LOSS	27,769	52,642	189,555	80,905	67,895	132,766	65,853	70,831	65,214	34,412		
FINISHED WATER	42,860,970	40,639,670	44,161,280	44,150,430	48,513,080	48,088,160	50,296,190	50,153,520	43,531,820	44,174,860		
TOTAL PLANT LOSS	**399,711**	**345,448**	**637,435**	**764,945**	**933,495**	**567,254**	**666,667**	**778,469**	**531,586**	**60,548**	**0**	**0**
RESIDENTIAL SALES	12,894,960	12,335,181	10,428,155	12,525,023	12,630,724	13,435,132	14,259,805	14,364,886	13,343,350	11,755,141		
COMMERCIAL SALES	7,597,832	8,967,893	7,747,425	8,482,555	9,229,612	10,663,480	11,386,482	12,023,247	10,912,316	8,649,150		
INDUSTRIAL SALES	17,867,893	17,211,729	16,881,862	18,634,571	18,125,702	18,800,198	19,116,640	19,308,741	20,223,476	18,878,827		
TOTAL WATER SALES	**38,360,685**	**38,514,803**	**35,057,442**	**39,642,149**	**39,986,038**	**42,898,810**	**44,762,927**	**45,696,874**	**44,479,142**	**39,283,118**	**0**	**0**
ACCOUNTED LOSS	430,260	322,000	138,600	342,000	566,320	225,545	523,757	498,850	79,300	108,700		
UNACCOUNTED LOSS	4,070,025	1,802,867	8,965,238	4,166,281	7,960,722	4,963,805	5,009,506	3,957,796	(1,026,622)	4,783,042	0	0
% OF NET FINISHED WATER	9.50%	4.44%	20.30%	9.44%	16.41%	10.32%	9.96%	7.89%	-2.36%	10.83%	#DIV/0!	#DIV/0!
PEAK DAY VOL	1,595,300	1,574,100	1,891,500	1,701,900	1,793,900	1,821,300	1,853,900	1,897,100	1,783,600	1,811,600		
PEAK DATE	01/24/26	02/07/26	03/25/26	04/19/26	05/15/26	06/27/26	07/28/26	08/26/26	09/04/26	10/07/26		
AVERAGE DAY VOL	1,382,600	1,451,400	1,424,600	1,471,700	1,564,900	1,602,900	1,622,500	1,617,900	1,451,100	1,425,000		
RESIDENTIAL SALES $$	$295,429.77	$291,396.05	$276,796.36	$290,758.52	$293,031.68	$300,306.34	$307,729.85	$309,262.01	$301,078.60	$286,480.64		
COMMERCIAL SALES $$	$105,658.53	$117,747.59	$106,905.20	$113,567.31	$120,082.68	$132,799.19	$139,477.34	$145,161.36	$135,315.49	$114,765.55		
INDUSTRIAL SALES $$	$134,070.64	$128,807.29	$126,161.30	$140,220.46	$136,138.62	$132,077.37	$144,087.32	$145,628.24	$152,965.69	$142,179.73		
TOTAL SALES $$$	**$535,158.94**	**$537,950.93**	**$509,862.86**	**$544,546.29**	**$549,252.98**	**$565,182.90**	**$591,294.51**	**$600,051.61**	**$589,359.78**	**$543,425.92**	**$0.00**	**$0.00**

WATER DEPARTMENT TOTALS YEAR TO DATE

	2026	2025	
RAW WATER	463,043,380	388,772,880	GAL
ACCOUNTED PLANT LOSS	787,842	0	
FINISHED WATER	456,569,980	381,829,970	GAL
TOTAL PLANT LOSS	5,685,558	6,942,910	
RESIDENTIAL SALES	127,972,357	116,837,541	GAL
COMMERCIAL SALES	95,659,992	82,932,406	GAL
INDUSTRIAL SALES	185,049,639	134,211,424	GAL
TOTAL WATER SALES	408,681,988	333,981,371	GAL
ACCOUNTED LOSSES	3,235,332	4,738,100	GAL
UNACCOUNTED LOSSES	44,652,660	43,110,499	GAL
% OF NET FINISHED WATER	9.78%	11.29%	
YTD RESIDENTIAL SALES $$	$2,952,269.82	$2,669,551.25	
YTD COMMERCIAL SALES $$	$1,231,480.24	$1,077,104.32	
YTD INDUSTRIAL SALES $$	$1,382,336.66	$993,269.86	
YTD WATER SALES TOTAL $$	$5,566,086.72	$4,739,925.43	
REVENUE PER GALLON SOLD	$0.013620	$0.014192	
GROWTH RATE OF REV/GAL SOLD	0.95966	1.05366	

PUBLIC UTILITIES COMMISSION WASTEWATER DEPARTMENT STATISTICS FOR THE YEAR 2026

	JAN	FEB	MAR	APR	MAY	JUN	JUL	AUG	SEP	OCT	NOV	DEC
TOTAL FLOW	39,010,000	36,200,000	45,710,000	47,860,000	49,180,000	42,470,000	46,240,000	51,310,000	53,780,000	52,760,000		
DAILY FLOW	1,260,000	1,290,000	1,470,000	1,600,000	1,590,000	1,420,000	46,240,000	1,660,000	1,790,000	1,700,000		
MAXIMUM FLOW	1,390,000	1,440,000	1,890,000	1,880,000	2,160,000	1,780,000	2,650,000	2,640,000	2,520,000	2,070,000		
MINIMUM FLOW	1,190,000	1,200,000	1,240,000	1,410,000	1,350,000	1,120,000	1,140,000	1,390,000	1,340,000	1,510,000		
I & I % OF TOTAL FLOW	26.18%	18.75%	42.12%	38.87%	38.07%	19.00%	20.66%	24.55%	32.75%	37.87%		
INFLUENT AVERAGE:												
LBS / DAY BOD	3,714	3,565	3,470	4,720	4,510	3,151	3,651	3,438	4,358	4,247		
LBS / DAY TSS	3,235	3,577	5,443	6,691	4,474	3,209	3,696	4,659	4,245	3,781		
EFFLUENT BOD:												
AVERAGE BOD	2.4	2.3	2.6	2.3	4.0	4.7	4.6	2.9	2.9	2.6		
MAXIMUM BOD	3.7	3.6	4.0	2.0	6.8	6.7	14.4	6.7	5.4	3.8		
MINIMUM BOD	2.0	2.0	2.0	2.9	2.0	1.7	2.0	1.0	2.0	2.0		
EFFLUENT TSS:												
AVERAGE TSS	8	8	7	4	5	5	8	6	5	8		
MAXIMUM TSS	13	13	15	9	9	12	14	16	11	16		
MINIMUM TSS	3	2	3	2	2	2	3	3	2	2		
# OF DAYS OVER PERMIT LIMITS	0	0	0	0	0	0	0	0	0	0		
ELECTRIC USE - KWH	118,208	121,306	102,980	113,774	114,102	115,684	119,726	126,034	127,714	142,440		
ELECTRIC USE - COST	$10,059.50	$12,407.30	$9,225.16	$10,572.68	$9,232.68	$10,066.36	$10,974.20	$12,168.20	$10,762.46	$11,434.08		
REVENUE:												
RESIDENTIAL	$130,949.82	$129,353.59	$123,907.44	$129,394.68	$130,172.90	$122,007.94	$123,107.95	$123,154.90	$122,577.26	$127,740.08		
COMMERCIAL	$45,868.80	$44,453.01	$42,692.91	$59,262.77	$49,407.15	$56,325.33	$51,119.03	$53,881.07	$52,336.76	$48,471.14		
INDUSTRIAL	$35,870.34	$41,660.43	$44,509.87	$43,336.27	$48,326.47	$58,841.50	$50,373.91	$71,717.40	$61,675.29	$77,940.63		
TOTAL REVENUE	**$212,688.96**	**$215,467.03**	**$211,110.22**	**$231,993.72**	**$225,906.52**	**$237,174.77**	**$224,600.89**	**$248,753.37**	**$236,589.31**	**$254,151.85**	**$0.00**	**$0.00**

BOD = Biodegradable Oxygen Demand

TSS= Total Suspended Solids

WASTEWATER DEPARTMENT TOTALS YEAR TO DATE

	YEAR 2026	YEAR 2025
TOTAL FLOW TO PLANT, GALLONS	464,520,000	482,780,000
I & I % OF TOTAL FLOW	29.88%	38.46%
DAYS EXCEEDING PERMIT LIMITS	0	0
TOTAL ELECTRIC - KWH	1,201,968	1,095,496
TOTAL ELECTRIC - COST	$106,902.62	$ 95,061.42
TOTAL RESIDENTIAL REVENUE	$1,262,366.56	$1,066,487.52
TOTAL COMMERCIAL REVENUE	$503,817.97	$397,075.04
TOTAL INDUSTRIAL REVENUE	$532,252.11	$498,282.13
TOTAL REVENUE	$2,298,436.64	$1,961,844.69

FAIRMONT

Fairmont Public Utilities Commission
November 17, 2026

Agenda Item: 6.1

From: Paul Hoye, Finance Director
To: Public Utilities Commission

Subject: Record of Disbursements - October 2026

Policy/Action Requested:
Vote Required: __X__ Simple Majority _____ Roll Call

Recommendation: Approval

Overview:

Approval is requested for the Commissioners' Record of Disbursements for October 2026

Budget Impact:

Attachments: PUC Check Listing for October 2026

****

PUC Action: _____ Date: _____

AP
PUC CHECKS

User: paulhoy
Printed: 11/13/2026 9:05:14 AM

Last Name	Acct 1	Amount	Check Date	Check Num	Description
A1 Concrete Grinding & Mudjacking Shriver, Loren	602-49450-31200	4,575.00	10/23/2026	174781	pour sidewalk & 116 linden sidewalk pour
A1 Concrete Grinding & Mudjacking Shriver, Loren		4,575.00			
Altec Industries Inc	604-49570-40500	1,913.76	11/10/2026	174921	annual basket truck service
Altec Industries Inc		1,913.76			
Altheide Lorie	601-00000-20200	2.26	10/8/2026	174535	Refund Check 014384-021, 120 W Interlaken Road
Altheide Lorie	602-00000-20200	21.09	10/8/2026	174535	Refund Check 014384-021, 120 W Interlaken Road
Altheide Lorie	602-00000-20200	2.34	10/8/2026	174535	Refund Check 014384-021, 120 W Interlaken Road
Altheide Lorie	601-00000-20200	32.95	10/8/2026	174535	Refund Check 014384-021, 120 W Interlaken Road
Altheide Lorie	602-00000-20200	4.39	10/8/2026	174535	Refund Check 014384-021, 120 W Interlaken Road
Altheide Lorie	604-00000-20200	10.29	10/8/2026	174535	Refund Check 014384-021, 120 W Interlaken Road
Altheide Lorie	604-00000-20200	0.81	10/8/2026	174535	Refund Check 014384-021, 120 W Interlaken Road
Altheide Lorie	601-00000-20200	16.59	10/8/2026	174535	Refund Check 014384-021, 120 W Interlaken Road
Altheide Lorie		90.72			
Amazon Capital Services	604-00000-16440	186.19	10/21/2026	174733	NanoFlare 17" 56W Amber LED Strobe Light Bar For Truck
Amazon Capital Services	602-49490-20120	35.17	10/29/2026	174804	Disconnect Notice Paper
Amazon Capital Services	602-49450-43900	32.10	10/29/2026	174804	Dayton Axial Fan Replacement Filters WW (3)
Amazon Capital Services	602-49450-43900	26.89	10/29/2026	174804	Dry Erase Board WW
Amazon Capital Services	601-49400-43900	14.29	10/15/2026	174635	Vaccuum Belt WTP Vaccuum
Amazon Capital Services	601-49440-20120	62.31	10/29/2026	174804	Disconnect Notice Paper
Amazon Capital Services	602-49450-40400	65.90	10/29/2026	174804	Ceramic Tube Time-Lag Cylindrical Fuse WW
Amazon Capital Services	602-49450-40200	198.97	10/29/2026	174804	Blackout Cordless Roller Shade for Indoor Windows WW (2)
Amazon Capital Services	604-49590-20120	172.22	10/29/2026	174804	Disconnect Notice Paper
Amazon Capital Services		794.04			
American Welding & Gas, Inc.	602-49470-40200	99.30	11/10/2026	174922	cylinder rental invoice

Last Name	Acct 1	Amount	Check Date	Check Num	Description
American Welding & Gas, Inc.		99.30			
Aqua-Pure Inc.	601-00000-14206	2,538.00	10/8/2026	174539	5400lbs of 40% liquid ammonium sulfate
Aqua-Pure Inc.	601-00000-14206	3,141.00	10/19/2026	174678	AF 4355 930 lbs
Aqua-Pure Inc.	601-49400-31400	558.10	10/19/2026	174678	ph 4, 7, & 10 buffer and pre-amp housing for ph probe
Aqua-Pure Inc.	601-00000-14206	3,685.00	11/10/2026	174923	40% LAS 5500 lbs
Aqua-Pure Inc.		9,922.10			
Arrow Lift Accessibility	601-49400-31200	300.00	11/10/2026	174924	Water Treatment Contract Renewal
Arrow Lift Accessibility		300.00			
AT&T Mobility	604-49570-32100	46.63	10/19/2026	174679	507-230-0784-September
AT&T Mobility	601-49400-32100	46.63	10/19/2026	174679	507-230-3644-September
AT&T Mobility		93.26			
Atkinson Mark F.	604-49595-43994	150.00	10/19/2026	174680	residential lamp and ballast recycling rebate
Atkinson Mark F.		150.00			
Bauer Built Tire	604-49570-40500	881.76	11/10/2026	174925	#661 four tires
Bauer Built Tire		881.76			
Becker Luke	604-49595-43982	266.00	10/19/2026	174681	residential ASHP rebate
Becker Luke		266.00			
Berhow Kristina	602-00000-20200	44.00	10/20/2026	174729	Refund Check 013228-004, 1315 N Park St
Berhow Kristina	604-00000-20200	316.00	10/20/2026	174729	Refund Check 013228-004, 1315 N Park St
Berhow Kristina	601-00000-20200	40.00	10/20/2026	174729	Refund Check 013228-004, 1315 N Park St
Berhow Kristina		400.00			
Berry Clark	604-49595-43994	74.00	10/19/2026	174682	residential lamp and ballast recycling rebate
Berry Clark		74.00			
Bettin Trucking, Inc. Michael	601-49430-40200	3,241.44	10/19/2026	174683	tickets 611759, 611818, 611885 of rock

Last Name	Acct 1	Amount	Check Date	Check Num	Description
Bettin Trucking, Inc. Michael		3,241.44			
Bevcomm Inc	601-49440-20220	473.76	10/8/2026	174543	Computer Supplies Water Dept
Bevcomm Inc		473.76			
Bock Randall	601-49440-32100	38.41	10/15/2026	0	Oct 2026 Cell Phone Reimbursement
Bock Randall		38.41			
Boekett Building Supply	601-49430-40200	31.65	11/10/2026	174926	5 bags concrete mix
Boekett Building Supply	604-49595-43901	1,330.52	10/23/2026	174782	commercial lighting rebate
Boekett Building Supply		1,362.17			
Bolton & Menk, Inc.	601-00000-16500	2,781.50	10/21/2026	174738	Replace Retaining Wall at Raw Water Intake-Budd Lake
Bolton & Menk, Inc.	602-00000-16500	19,734.75	10/15/2026	174640	UV & Biosolids Construction Services 08/15 to 09/11/2026 WW
Bolton & Menk, Inc.	601-00000-16500	9,583.77	10/21/2026	174738	Replace Retaining Wall at Raw Water Intake-Budd Lake
Bolton & Menk, Inc.	601-00000-16500	23,169.50	10/15/2026	174640	2025 LSL Replacement Project 08/29 to 09/25/2026
Bolton & Menk, Inc.		55,269.52			
Bomgaars Supply	604-49570-22300	15.47	10/23/2026	174783	male adapter and nipple
Bomgaars Supply	602-49450-43900	8.98	10/23/2026	174783	pvc elbow and union
Bomgaars Supply	602-49470-43900	7.54	10/23/2026	174783	bulk bolts
Bomgaars Supply	604-49570-22300	9.99	10/23/2026	174783	spider spray
Bomgaars Supply	601-49430-40200	58.99	10/23/2026	174783	5lb box of wood screws
Bomgaars Supply	602-49450-40400	235.75	10/23/2026	174783	safety glasses, gloves, boots, coat
Bomgaars Supply	602-49450-40400	49.98	10/23/2026	174783	mineral oil
Bomgaars Supply	601-49430-40200	2.49	10/23/2026	174783	hitch pin clip
Bomgaars Supply	604-49570-40200	33.96	10/23/2026	174783	filter and distilled water for 10th st sub
Bomgaars Supply	601-49400-43900	9.99	10/23/2026	174783	trailer plug
Bomgaars Supply		433.14			
Border States Elec Supply	604-00000-16500	355.00	10/19/2026	174684	conduit unions
Border States Elec Supply	602-49450-40200	383.38	11/10/2026	174927	switch motor disconnect
Border States Elec Supply		738.38			
Buck's Upholstery & More Buchmeier, Kenneth	604-49570-40500	92.82	10/19/2026	174685	#221 seat repair

Last Name	Acct 1	Amount	Check Date	Check Num	Description
Buck's Upholstery & More Buchmeier, Kenneth		92.82			
Cintas Corporation	604-49570-43760	3,282.41	11/10/2026	174928	1120 Marcus St laundering services-October
Cintas Corporation	604-49570-31200	45.85	11/10/2026	174928	hard surface disinfactant
Cintas Corporation	602-49450-31200	37.23	11/10/2026	174928	medicine cabinet restock Wastewater Plant
Cintas Corporation	601-49400-31200	79.09	11/10/2026	174928	medicine cabinet restock Water Plant
Cintas Corporation		3,444.58			
CKCE Properties LLC	604-49595-43994	191.00	10/19/2026	174686	commercial lamp and ballast recycling rebate
CKCE Properties LLC		191.00			
Cole Papers	602-49450-43900	99.60	11/10/2026	174929	urinal screens and bath tissue
Cole Papers		99.60			
Colonial Life	604-00000-21812	204.24	10/21/2026	174724	PR Batch 00002.10.2026 Colonial Life Insurance
Colonial Life	601-00000-21812	35.95	10/7/2026	174519	PR Batch 00001.10.2026 Colonial Disability
Colonial Life	602-00000-21812	20.45	10/7/2026	174519	PR Batch 00001.10.2026 Colonial Group Accident
Colonial Life	604-00000-21812	60.52	10/21/2026	174724	PR Batch 00002.10.2026 Colonial Group Accident
Colonial Life	601-00000-21812	27.13	10/21/2026	174724	PR Batch 00002.10.2026 Colonial Group Accident
Colonial Life	602-00000-21812	80.16	10/21/2026	174724	PR Batch 00002.10.2026 Colonial Life Insurance
Colonial Life	602-00000-21812	15.60	10/21/2026	174724	PR Batch 00002.10.2026 Colonial GroupSpecifiedDisease
Colonial Life	602-00000-21812	15.60	10/7/2026	174519	PR Batch 00001.10.2026 Colonial GroupSpecifiedDisease
Colonial Life	601-00000-21812	1.18	10/21/2026	174724	PR Batch 00002.10.2026 Colonial GroupSpecifiedDisease
Colonial Life	602-00000-21812	17.02	10/7/2026	174519	PR Batch 00001.10.2026 Colonial Cancer
Colonial Life	601-00000-21812	2.79	10/7/2026	174519	PR Batch 00001.10.2026 Colonial Cancer
Colonial Life	601-00000-21812	1.18	10/7/2026	174519	PR Batch 00001.10.2026 Colonial GroupSpecifiedDisease
Colonial Life	601-00000-21812	30.90	10/7/2026	174519	PR Batch 00001.10.2026 Colonial Group Accident
Colonial Life	604-00000-21812	20.42	10/7/2026	174519	PR Batch 00001.10.2026 Colonial GroupSpecifiedDisease
Colonial Life	601-00000-21812	35.97	10/21/2026	174724	PR Batch 00002.10.2026 Colonial Disability
Colonial Life	601-00000-21812	2.79	10/21/2026	174724	PR Batch 00002.10.2026 Colonial Cancer
Colonial Life	604-00000-21812	220.69	10/7/2026	174519	PR Batch 00001.10.2026 Colonial Life Insurance
Colonial Life	602-00000-21812	77.46	10/7/2026	174519	PR Batch 00001.10.2026 Colonial Disability
Colonial Life	604-00000-21812	20.42	10/21/2026	174724	PR Batch 00002.10.2026 Colonial GroupSpecifiedDisease
Colonial Life	602-00000-21812	83.71	10/7/2026	174519	PR Batch 00001.10.2026 Colonial Life Insurance
Colonial Life	601-00000-21812	153.94	10/21/2026	174724	PR Batch 00002.10.2026 Colonial Life Insurance
Colonial Life	604-00000-21812	157.69	10/21/2026	174724	PR Batch 00002.10.2026 Colonial Disability
Colonial Life	604-00000-21812	16.16	10/29/2026	174813	Colonial Gr Accident J Nelson
Colonial Life	602-00000-21812	77.48	10/21/2026	174724	PR Batch 00002.10.2026 Colonial Disability
Colonial Life	601-00000-21812	156.97	10/7/2026	174519	PR Batch 00001.10.2026 Colonial Life Insurance

Last Name	Acct 1	Amount	Check Date	Check Num	Description
Colonial Life	604-00000-21812	57.53	10/21/2026	174724	PR Batch 00002.10.2026 Colonial Cancer
Colonial Life	604-00000-21812	157.59	10/7/2026	174519	PR Batch 00001.10.2026 Colonial Disability
Colonial Life	602-00000-21812	16.35	10/21/2026	174724	PR Batch 00002.10.2026 Colonial Group Accident
Colonial Life	604-00000-21812	78.44	10/7/2026	174519	PR Batch 00001.10.2026 Colonial Group Accident
Colonial Life	604-00000-21812	57.53	10/7/2026	174519	PR Batch 00001.10.2026 Colonial Cancer
Colonial Life	602-00000-21812	17.02	10/21/2026	174724	PR Batch 00002.10.2026 Colonial Cancer
Colonial Life		1,920.88			
Cornerstone Clinic	602-49490-30500	204.00	10/23/2026	174784	d&a testing and new hire exam 9/9/26
Cornerstone Clinic		204.00			
Dakota Supply Group	601-49430-40200	22.81	11/10/2026	174930	thrust washer
Dakota Supply Group	601-49430-40200	176.67	11/10/2026	174930	frangible nuts and bolts
Dakota Supply Group	601-49430-40200	1,942.97	10/19/2026	174687	hydrant materials
Dakota Supply Group	601-49430-40200	5,826.63	11/10/2026	174930	repair sleeves, flip coupling, fire hydrant
Dakota Supply Group		7,969.08			
DeBerg Pat	604-00000-20200	4.36	10/1/2026	174474	Refund Check 006169-001, 601 Shoreacres Dr #107
DeBerg Pat	602-00000-20200	1.68	10/1/2026	174474	Refund Check 006169-001, 601 Shoreacres Dr #107
DeBerg Pat	601-00000-20200	0.87	10/1/2026	174474	Refund Check 006169-001, 601 Shoreacres Dr #107
DeBerg Pat	604-00000-20200	3.83	10/1/2026	174474	Refund Check 006169-001, 601 Shoreacres Dr #107
DeBerg Pat	604-00000-20200	0.64	10/1/2026	174474	Refund Check 006169-001, 601 Shoreacres Dr #107
DeBerg Pat	602-00000-20200	0.89	10/1/2026	174474	Refund Check 006169-001, 601 Shoreacres Dr #107
DeBerg Pat		12.27			
Devenish Nutrition	604-49595-43994	111.75	10/19/2026	174688	commercial lamp and ballast recycling rebate
Devenish Nutrition		111.75			
EFTPS	604-00000-21809	706.40	10/7/2026	0	PR Batch 00001.10.2026 Medicare Employee Portion
EFTPS	604-00000-21803	2,890.38	10/21/2026	0	PR Batch 00002.10.2026 FICA Employer Portion
EFTPS	601-00000-21803	2,679.53	10/7/2026	0	PR Batch 00001.10.2026 FICA Employer Portion
EFTPS	601-00000-21803	2,605.87	10/21/2026	0	PR Batch 00002.10.2026 FICA Employer Portion
EFTPS	602-00000-21803	69.32	10/22/2026	0	PR Batch 99999.10.2026 FICA Employee Portion
EFTPS	602-00000-21809	361.35	10/21/2026	0	PR Batch 00002.10.2026 Medicare Employee Portion
EFTPS	601-00000-21803	2,605.87	10/21/2026	0	PR Batch 00002.10.2026 FICA Employee Portion
EFTPS	602-00000-21809	16.21	10/22/2026	0	PR Batch 99999.10.2026 Medicare Employer Portion
EFTPS	604-00000-21809	676.00	10/21/2026	0	PR Batch 00002.10.2026 Medicare Employer Portion
EFTPS	602-00000-21801	2,180.41	10/7/2026	0	PR Batch 00001.10.2026 Federal Income Tax

Last Name	Acct 1	Amount	Check Date	Check Num	Description
EFTPS	601-00000-21801	4,083.79	10/7/2026	0	PR Batch 00001.10.2026 Federal Income Tax
EFTPS	601-00000-21809	609.39	10/21/2026	0	PR Batch 00002.10.2026 Medicare Employee Portion
EFTPS	604-00000-21801	4,563.64	10/7/2026	0	PR Batch 00001.10.2026 Federal Income Tax
EFTPS	604-00000-21803	3,020.39	10/7/2026	0	PR Batch 00001.10.2026 FICA Employee Portion
EFTPS	602-00000-21809	402.96	10/7/2026	0	PR Batch 00001.10.2026 Medicare Employer Portion
EFTPS	604-00000-21809	706.40	10/7/2026	0	PR Batch 00001.10.2026 Medicare Employer Portion
EFTPS	604-00000-21801	4,462.52	10/21/2026	0	PR Batch 00002.10.2026 Federal Income Tax
EFTPS	601-00000-21809	609.39	10/21/2026	0	PR Batch 00002.10.2026 Medicare Employer Portion
EFTPS	601-00000-21801	3,871.33	10/21/2026	0	PR Batch 00002.10.2026 Federal Income Tax
EFTPS	602-00000-21803	1,544.97	10/21/2026	0	PR Batch 00002.10.2026 FICA Employee Portion
EFTPS	604-00000-21809	676.00	10/21/2026	0	PR Batch 00002.10.2026 Medicare Employee Portion
EFTPS	601-00000-21809	626.70	10/7/2026	0	PR Batch 00001.10.2026 Medicare Employee Portion
EFTPS	602-00000-21809	402.96	10/7/2026	0	PR Batch 00001.10.2026 Medicare Employee Portion
EFTPS	602-00000-21809	16.21	10/22/2026	0	PR Batch 99999.10.2026 Medicare Employee Portion
EFTPS	602-00000-21803	1,723.04	10/7/2026	0	PR Batch 00001.10.2026 FICA Employer Portion
EFTPS	602-00000-21801	1,841.23	10/21/2026	0	PR Batch 00002.10.2026 Federal Income Tax
EFTPS	602-00000-21803	69.32	10/22/2026	0	PR Batch 99999.10.2026 FICA Employer Portion
EFTPS	601-00000-21809	626.70	10/7/2026	0	PR Batch 00001.10.2026 Medicare Employer Portion
EFTPS	604-00000-21803	2,890.38	10/21/2026	0	PR Batch 00002.10.2026 FICA Employee Portion
EFTPS	601-00000-21803	2,679.53	10/7/2026	0	PR Batch 00001.10.2026 FICA Employee Portion
EFTPS	602-00000-21809	361.35	10/21/2026	0	PR Batch 00002.10.2026 Medicare Employer Portion
EFTPS	602-00000-21801	205.30	10/22/2026	0	PR Batch 99999.10.2026 Federal Income Tax
EFTPS	602-00000-21803	1,544.97	10/21/2026	0	PR Batch 00002.10.2026 FICA Employer Portion
EFTPS	604-00000-21803	3,020.39	10/7/2026	0	PR Batch 00001.10.2026 FICA Employer Portion
EFTPS	602-00000-21803	1,723.04	10/7/2026	0	PR Batch 00001.10.2026 FICA Employee Portion
EFTPS		57,073.24			
Egeness Brian	601-49430-33100	100.00	11/10/2026	174931	Class D WW Test & License Fee
Egeness Brian		100.00			
Elan Financial Services	601-49400-43900	95.00	10/9/2026	0	Fuel 08/27/26 Mankato, MN
Elan Financial Services	601-49400-33100	40.00	10/9/2026	0	Travel Expenses Parking 08/30 to 09/03/2026 Sioux Falls Airport
Elan Financial Services	601-49400-40400	669.33	10/9/2026	0	Optical Probe Sensor
Elan Financial Services	601-49440-30500	6.25	10/9/2026	0	Drug & Alcohol Clearinghouse
Elan Financial Services	601-49430-43900	18.00	10/9/2026	0	Truck Wash Water Dept
Elan Financial Services	601-49400-33100	24.00	10/9/2026	0	Traveling Expenses 09/03/2026
Elan Financial Services	604-49570-30500	8.75	10/9/2026	0	Drug & Alcohol Clearinghouse
Elan Financial Services	604-49570-33100	166.94	10/9/2026	0	Travel Expenses Williams
Elan Financial Services	601-49400-33100	5.98	10/9/2026	0	Travel Expenses 08/30/26
Elan Financial Services	602-49495-30500	8.75	10/9/2026	0	Drug & Alcohol Clearinghouse
Elan Financial Services	601-49400-20120	75.56	10/9/2026	0	Flowers for Gracie Ziemer's Mom's Funeral Water Palnt Operator

Last Name	Acct 1	Amount	Check Date	Check Num	Description
Elan Financial Services	604-49570-43760	4,785.60	10/9/2026	0	Leather Gloves & Safety Vests
Elan Financial Services	601-49400-43900	21.45	10/9/2026	0	Water Bottle AWWA Water Taste Test State Fair
Elan Financial Services	601-49400-33100	22.88	10/9/2026	0	Travel Expenses 08/30/26
Elan Financial Services		5,948.49			
Federated Rural Electric Association	602-49470-38100	120.81	11/10/2026	174932	utility usage-october
Federated Rural Electric Association		120.81			
First National Bank of Omaha	604-49595-62500	750.00	10/29/2026	174823	Original Issuance of Bonds, Agent Annual Fee
First National Bank of Omaha		750.00			
Fleet & Farm Supply	602-49450-43900	41.66	11/10/2026	174933	shop towels, barb, paint pens
Fleet & Farm Supply	601-49400-43900	22.99	11/10/2026	174933	pruner
Fleet & Farm Supply	602-49470-40400	56.15	11/10/2026	174933	markers, screwdriver, washers, bolts
Fleet & Farm Supply	602-49470-40400	70.63	11/10/2026	174933	shop towels, chain, latches, brake cleaner
Fleet & Farm Supply	602-49470-43900	15.77	11/10/2026	174933	plastic tote, timber screws
Fleet & Farm Supply	601-49430-40200	179.99	11/10/2026	174933	saw blade
Fleet & Farm Supply	602-49450-43900	21.43	11/10/2026	174933	anchors, water, drill bit
Fleet & Farm Supply		408.62			
Frontier Communications	604-49570-32100	43.73	10/19/2026	174689	507-235-6081-October
Frontier Communications	604-49570-32100	100.38	10/19/2026	174689	507-238-1928-October
Frontier Communications		144.11			
Further	602-00000-21811	781.11	10/21/2026	0	PR Batch 00002.10.2026 Health Savings Account
Further	602-00000-21811	781.11	10/7/2026	0	PR Batch 00001.10.2026 Health Savings Account
Further	601-00000-21811	908.85	10/7/2026	0	PR Batch 00001.10.2026 Health Savings Account
Further	604-00000-21811	760.46	10/21/2026	0	PR Batch 00002.10.2026 Health Savings Account
Further	601-00000-21811	908.83	10/21/2026	0	PR Batch 00002.10.2026 Health Savings Account
Further	604-00000-21811	760.45	10/7/2026	0	PR Batch 00001.10.2026 Health Savings Account
Further		4,900.81			
Goldfinch Estates	604-49595-43994	59.25	10/19/2026	174690	commercial lamp and ballast recycling rebate
Goldfinch Estates		59.25			
Gopher State One Call, Inc.	602-49470-31200	123.85	11/10/2026	174934	Locating Expense-October

Last Name	Acct 1	Amount	Check Date	Check Num	Description
Gopher State One Call, Inc.	604-49570-31200	127.60	11/10/2026	174934	Locating Expense-October
Gopher State One Call, Inc.	601-49430-31200	123.85	11/10/2026	174934	Locating Expense-October
Gopher State One Call, Inc.		375.30			
Government Capital Securities Corporation	604-49595-62500	1,700.00	10/8/2026	174556	10,000 Electric Revenue Bonds, Series 2026A Fairness In Pricing
Government Capital Securities Corporation		1,700.00			
Grainger	601-49400-43900	136.02	10/23/2026	174785	pvc, ball valve, hand towels, trash bags
Grainger	602-49450-40400	179.31	10/23/2026	174785	sleeve coupling inserts
Grainger	602-49450-40400	210.06	11/10/2026	174935	controlstation green buttons
Grainger		525.39			
Graymont (WI) LLC	601-49400-21620	8,678.93	10/23/2026	174786	high calcium quicklime
Graymont (WI) LLC		8,678.93			
Greiner DuWayne/Vickie	604-49595-43994	78.50	10/19/2026	174691	commercial lamp & ballast recycling rebate Belle View Estates
Greiner DuWayne/Vickie		78.50			
Guardian	604-00000-21812	87.34	10/7/2026	0	PR Batch 00001.10.2026 Long Term Disability
Guardian	602-00000-21812	45.94	10/7/2026	0	PR Batch 00001.10.2026 Long Term Disability
Guardian	601-00000-21812	42.44	10/21/2026	0	PR Batch 00002.10.2026 Long Term Disability
Guardian	602-00000-21812	45.94	10/21/2026	0	PR Batch 00002.10.2026 Long Term Disability
Guardian	601-00000-21812	40.78	10/7/2026	0	PR Batch 00001.10.2026 Long Term Disability
Guardian	604-00000-21812	87.45	10/21/2026	0	PR Batch 00002.10.2026 Long Term Disability
Guardian		349.89			
Hach Company	601-49400-31200	990.00	11/10/2026	174936	service contract 10/2026-10/2027
Hach Company		990.00			
Hawkins, Inc.	601-00000-14206	1,016.12	10/19/2026	174692	hydrofluosilicic acid 141 gal
Hawkins, Inc.		1,016.12			
Hofland Enterprises Inc.	602-49470-31200	1,148.50	11/10/2026	174937	service call for coolant level sensor

Last Name	Acct 1	Amount	Check Date	Check Num	Description
Hofland Enterprises Inc.		1,148.50			
Hooper Corporation	604-00000-16500	199,779.92	10/15/2026	174647	FES Substation Construction 08/01 to 08/31/2026
Hooper Corporation		199,779.92			
IBEW, Local Union 949	602-00000-21807	479.48	10/7/2026	174520	PR Batch 00001.10.2026 Union Dues
IBEW, Local Union 949	604-00000-21807	780.25	10/7/2026	174520	PR Batch 00001.10.2026 Union Dues
IBEW, Local Union 949	601-00000-21807	844.96	10/7/2026	174520	PR Batch 00001.10.2026 Union Dues
IBEW, Local Union 949		2,104.69			
Impact Proven Solutions	604-49590-31200	2,553.58	10/23/2026	174787	Monthly Utility Billing-October
Impact Proven Solutions	602-49490-31200	521.45	10/23/2026	174787	Monthly Utility Billing-October
Impact Proven Solutions	601-49440-31200	923.74	10/23/2026	174787	Monthly Utility Billing-October
Impact Proven Solutions		3,998.77			
Industrial Pneumatic Systems	601-49400-31200	2,522.05	10/23/2026	174788	inspect air compressor WWTP
Industrial Pneumatic Systems		2,522.05			
J. H. Larson	602-49450-40400	154.74	11/10/2026	174938	haz-loc round box
J. H. Larson	604-49570-22300	80.19	11/10/2026	174938	oval bucket
J. H. Larson	604-49570-22300	243.08	11/10/2026	174938	time delay fuses
J. H. Larson	604-00000-16500	99.92	11/10/2026	174938	radius elbow conduit and center stop couplings
J. H. Larson	602-49450-40400	154.07	11/10/2026	174938	aluminum rigid conduit
J. H. Larson	602-49450-40400	320.62	11/10/2026	174938	aluminum sealoff and unions
J. H. Larson	604-49570-22300	46.37	11/10/2026	174938	couplings, bushings, locknuts
J. H. Larson		1,098.99			
Joseph Abraham	604-49595-43994	53.00	10/19/2026	174693	residential lamp and ballast recycling rebate
Joseph Abraham		53.00			
Krueger Realty, Inc	604-49595-43994	17.25	10/19/2026	174694	commercial lamp and ballast recycling rebate
Krueger Realty, Inc		17.25			
L & M Boiler Systems, Inc	602-49450-31200	1,604.44	11/10/2026	174939	Condexa boiler service tune up

Last Name	Acct 1	Amount	Check Date	Check Num	Description
L & M Boiler Systems, Inc		1,604.44			
Lake Ave Professional Building, LLC	604-49595-43902	1,625.00	10/19/2026	174695	commercial split system AC rebates (4)
Lake Ave Professional Building, LLC	604-49595-43903	200.00	10/19/2026	174695	commercial furnace rebates (4)
Lake Ave Professional Building, LLC		1,825.00			
Lakeside Salon & Spa	601-00000-20200	62.91	10/1/2026	174475	Refund Check 016766-000, 1506 Albion Ave House
Lakeside Salon & Spa	604-00000-20200	16.76	10/1/2026	174475	Refund Check 016766-000, 1506 Albion Ave House
Lakeside Salon & Spa	602-00000-20200	1.56	10/1/2026	174475	Refund Check 016766-000, 1506 Albion Ave House
Lakeside Salon & Spa	601-00000-20200	1.51	10/1/2026	174475	Refund Check 016766-000, 1506 Albion Ave House
Lakeside Salon & Spa	601-00000-20200	20.79	10/1/2026	174475	Refund Check 016766-000, 1506 Albion Ave House
Lakeside Salon & Spa	604-00000-20200	123.27	10/1/2026	174475	Refund Check 016766-000, 1506 Albion Ave House
Lakeside Salon & Spa	602-00000-20200	34.40	10/1/2026	174475	Refund Check 016766-000, 1506 Albion Ave House
Lakeside Salon & Spa	602-00000-20200	2.93	10/1/2026	174475	Refund Check 016766-000, 1506 Albion Ave House
Lakeside Salon & Spa	604-00000-20200	5.80	10/1/2026	174475	Refund Check 016766-000, 1506 Albion Ave House
Lakeside Salon & Spa		269.93			
Larson Contracting Central, LLC	604-00000-16500	4,349.05	10/29/2026	174830	Foundation Installations FES Substation 10/30/25 to Final 10/26
Larson Contracting Central, LLC		4,349.05			
Larson Pattie	604-49595-43986	25.00	10/19/2026	174696	residential freezer rebate
Larson Pattie		25.00			
License Bureau	604-00000-16440	3,152.78	10/21/2026	174756	License & Registration #220
License Bureau		3,152.78			
LRB Prop. LLC	602-00000-20200	4.85	10/1/2026	174476	Refund Check 014384-021, 120 W Interlaken Road
LRB Prop. LLC	601-00000-20200	36.41	10/1/2026	174476	Refund Check 014384-021, 120 W Interlaken Road
LRB Prop. LLC	604-00000-20200	11.37	10/1/2026	174476	Refund Check 014384-021, 120 W Interlaken Road
LRB Prop. LLC	604-00000-20200	0.90	10/1/2026	174476	Refund Check 014384-021, 120 W Interlaken Road
LRB Prop. LLC	601-00000-20200	18.32	10/1/2026	174476	Refund Check 014384-021, 120 W Interlaken Road
LRB Prop. LLC	601-00000-20200	2.49	10/1/2026	174476	Refund Check 014384-021, 120 W Interlaken Road
LRB Prop. LLC	602-00000-20200	2.59	10/1/2026	174476	Refund Check 014384-021, 120 W Interlaken Road
LRB Prop. LLC	602-00000-20200	23.31	10/1/2026	174476	Refund Check 014384-021, 120 W Interlaken Road
LRB Prop. LLC	604-00000-20200	0.02	10/1/2026	174476	Refund Check 014384-021, 120 W Interlaken Road

Last Name	Acct 1	Amount	Check Date	Check Num	Description
LRB Prop. LLC		100.26			
Maday Dwayne	604-49595-43990	50.00	10/19/2026	174697	residential furnace rebate
Maday Dwayne	604-49595-43981	256.00	10/19/2026	174697	residential AC rebate
Maday Dwayne		306.00			
Mankato/Fairmont Fire & Safety	604-49570-31200	1,153.00	11/10/2026	174940	annual service-Line Department
Mankato/Fairmont Fire & Safety	602-49450-31200	760.00	11/10/2026	174940	annual service-Wastewater Department
Mankato/Fairmont Fire & Safety	601-49400-31200	1,026.00	11/10/2026	174940	annual service-Water Department
Mankato/Fairmont Fire & Safety		2,939.00			
Maple Pointe	604-49595-43994	252.75	10/19/2026	174698	commercial lamp and ballast recycling rebate
Maple Pointe		252.75			
Marco Technologies, LLC	601-49440-20120	11.78	10/8/2026	174570	Contract Base Rate 10/02 to 11/01/26 Usage 09/02 to 10/01/26 CH
Marco Technologies, LLC	604-49590-20220	34.02	10/29/2026	174831	Contract Base Rate 10/14 to 11/13/26 Electric Dept
Marco Technologies, LLC	602-49490-20120	80.90	10/29/2026	174831	Contract Base Rate 10/22 to 11/21/26. Usage 07/22 to 10/21/26 CH
Marco Technologies, LLC	601-49440-20120	143.30	10/29/2026	174831	Contract Base Rate 10/22 to 11/21/26. Usage 07/22 to 10/21/26 CH
Marco Technologies, LLC	601-49440-20220	34.02	10/29/2026	174831	Contract Base Rate 10/14 to 11/13/26 Water Dept
Marco Technologies, LLC	604-49590-20120	396.15	10/29/2026	174831	Contract Base Rate 10/22 to 11/21/26. Usage 07/22 to 10/21/26 CH
Marco Technologies, LLC	602-49490-20220	22.57	10/29/2026	174831	Contract Base Rate 10/14 to 11/13/26 Waste Water Dept
Marco Technologies, LLC	602-49490-20120	6.65	10/8/2026	174570	Contract Base Rate 10/02 to 11/01/26 Usage 09/02 to 10/01/26 CH
Marco Technologies, LLC	604-49590-20120	32.56	10/8/2026	174570	Contract Base Rate 10/02 to 11/01/26 Usage 09/02 to 10/01/26 CH
Marco Technologies, LLC		761.95			
Martin County	604-49595-43901	243.31	10/23/2026	174789	commercial lighting rebate
Martin County	604-49595-43982	296.00	10/19/2026	174699	commercial mini-split ASHP rebate 1200 N State St
Martin County		539.31			
Martin County Highway Dept	604-00000-16500	25.00	10/15/2026	174655	Utility Permit (Powerline & Substation CSAH 39) WIP Substation
Martin County Highway Dept	604-49570-21200	1,448.58	11/10/2026	174941	fuel usage-october
Martin County Highway Dept	604-49595-43994	14.00	10/19/2026	174700	commercial lamp and ballast recycling rebate
Martin County Highway Dept	602-49450-21200	208.73	11/10/2026	174941	fuel usage-october
Martin County Highway Dept	601-49430-21200	1,686.64	11/10/2026	174941	fuel usage-october
Martin County Highway Dept	602-49470-21200	1,288.18	11/10/2026	174941	fuel usage-october

Last Name	Acct 1	Amount	Check Date	Check Num	Description
Martin County Highway Dept		4,671.13			
Maynard III James	604-49595-43994	74.00	10/19/2026	174701	residential lamp and ballast recycling rebate
Maynard III James		74.00			
Metro Sales Inc.	604-49570-20120	28.36	10/19/2026	174702	copies made-september
Metro Sales Inc.		28.36			
Midco	601-49440-32100	71.84	10/15/2026	174656	Oct 2026 Telephone City Hall
Midco	602-49450-32100	378.85	10/15/2026	174656	Oct 2026 Telephone Waste Water
Midco	601-49400-32100	378.70	10/15/2026	174656	Oct 2026 Telephone Water Plant
Midco	604-49590-32100	198.30	10/15/2026	174656	Oct 2026 Telephone City Hall
Midco	602-49490-32100	40.47	10/15/2026	174656	Oct 2026 Telephone City Hall
Midco	604-49570-32100	309.60	10/15/2026	174656	Oct 2026 Telephone Electric Dept
Midco		1,377.76			
Miller Anita	604-49595-43990	50.00	10/19/2026	174703	residential furnace rebate
Miller Anita		50.00			
Minn Municipal Utilities Association	602-49490-30500	50.00	10/23/2026	174790	pre-employment d&a tests-schroder
Minn Municipal Utilities Association		50.00			
Minnesota State Retirement System	602-00000-21811	3.31	10/7/2026	0	PR Batch 00001.10.2026 Health Savings Plan AFSCME
Minnesota State Retirement System	604-00000-21811	3.23	10/7/2026	0	PR Batch 00001.10.2026 Health Savings Plan AFSCME
Minnesota State Retirement System	601-00000-21811	3.45	10/7/2026	0	PR Batch 00001.10.2026 Health Savings Plan AFSCME
Minnesota State Retirement System	601-00000-21811	3.44	10/21/2026	0	PR Batch 00002.10.2026 Health Savings Plan AFSCME
Minnesota State Retirement System	602-00000-21811	3.32	10/21/2026	0	PR Batch 00002.10.2026 Health Savings Plan AFSCME
Minnesota State Retirement System	604-00000-21811	3.24	10/21/2026	0	PR Batch 00002.10.2026 Health Savings Plan AFSCME
Minnesota State Retirement System		19.99			
Mn Child Support Payment	604-00000-21720	371.94	10/21/2026	174727	PR Batch 00002.10.2026 HR
Mn Child Support Payment	604-00000-21720	371.94	10/7/2026	174522	PR Batch 00001.10.2026 HR
Mn Child Support Payment		743.88			
MN Council 65 AFSCME	604-00000-21807	16.39	10/7/2026	174523	PR Batch 00001.10.2026 Union Dues

Last Name	Acct 1	Amount	Check Date	Check Num	Description
MN Council 65 AFSCME	601-00000-21807	17.43	10/7/2026	174523	PR Batch 00001.10.2026 Union Dues
MN Council 65 AFSCME	602-00000-21807	16.87	10/7/2026	174523	PR Batch 00001.10.2026 Union Dues
MN Council 65 AFSCME		50.69			
MN Dept Of Revenue	604-00000-21802	2,219.36	10/7/2026	0	PR Batch 00001.10.2026 State Income Tax
MN Dept Of Revenue	602-00000-21802	25.68	10/22/2026	0	PR Batch 99999.10.2026 State Income Tax
MN Dept Of Revenue	604-00000-21802	2,126.63	10/21/2026	0	PR Batch 00002.10.2026 State Income Tax
MN Dept Of Revenue	602-00000-21802	955.70	10/21/2026	0	PR Batch 00002.10.2026 State Income Tax
MN Dept Of Revenue	601-00000-21802	1,899.58	10/21/2026	0	PR Batch 00002.10.2026 State Income Tax
MN Dept Of Revenue	601-00000-21802	1,993.26	10/7/2026	0	PR Batch 00001.10.2026 State Income Tax
MN Dept Of Revenue	602-00000-21802	1,142.12	10/7/2026	0	PR Batch 00001.10.2026 State Income Tax
MN Dept Of Revenue		10,362.33			
MN Energy Resources Corp.	602-49450-38300	650.84	10/23/2026	174791	gas utilities-burner
MN Energy Resources Corp.	602-49450-38300	87.61	10/23/2026	174791	gas utilities-headwork
MN Energy Resources Corp.	602-49450-38300	1,693.66	10/23/2026	174791	gas utilities-solids
MN Energy Resources Corp.	602-49470-38300	47.50	10/23/2026	174791	gas utilities-indus
MN Energy Resources Corp.	601-49400-38300	477.48	11/10/2026	174942	gas utilities-filtration
MN Energy Resources Corp.	602-49450-38300	139.64	10/23/2026	174791	gas utilities-disposal
MN Energy Resources Corp.	604-49570-38300	52.10	10/23/2026	174791	gas utilities-warehouse
MN Energy Resources Corp.	602-49450-38300	51.87	10/23/2026	174791	gas utilities-maintenance
MN Energy Resources Corp.		3,200.70			
Mn NCPERS Life Insurance	602-00000-21810	16.00	10/21/2026	174728	PR Batch 00002.10.2026 PERA Term Life
Mn NCPERS Life Insurance	604-00000-21810	32.00	10/21/2026	174728	PR Batch 00002.10.2026 PERA Term Life
Mn NCPERS Life Insurance		48.00			
MN Valley Testing Lab	602-49450-31400	115.88	11/10/2026	174943	nitrogen tests
MN Valley Testing Lab		115.88			
Napa Auto Fairmont Star Group LLC	604-49570-40500	4.00	11/10/2026	174944	#221 oil filter
Napa Auto Fairmont Star Group LLC	604-49570-40500	1,635.18	11/10/2026	174944	#220 decked tool box
Napa Auto Fairmont Star Group LLC	604-49570-40500	4.28	10/19/2026	174704	#233 oil filter
Napa Auto Fairmont Star Group LLC	604-49570-40500	24.90	11/10/2026	174944	#221 air and oil filter
Napa Auto Fairmont Star Group LLC	602-49470-40500	4.56	10/19/2026	174704	fuel hose
Napa Auto Fairmont Star Group LLC	601-49400-40500	37.86	11/10/2026	174944	#661 oil, air, and cabin filter
Napa Auto Fairmont Star Group LLC	601-49400-40500	124.96	11/10/2026	174944	#679 amber warning lights
Napa Auto Fairmont Star Group LLC	601-49400-40500	4.00	11/10/2026	174944	#699 oil filters

Last Name	Acct 1	Amount	Check Date	Check Num	Description
Napa Auto Fairmont Star Group LLC		1,839.74			
National Industrial & Safety Supply	604-49570-22300	1,796.00	10/23/2026	174792	wypall rags and trash bags
National Industrial & Safety Supply		1,796.00			
NeonLink LLC	601-49440-43800	225.55	11/10/2026	174945	Enerlyte Payment Services-October
NeonLink LLC	604-49590-43800	623.52	11/10/2026	174945	Enerlyte Payment Services-October
NeonLink LLC	602-49490-43800	127.33	11/10/2026	174945	Enerlyte Payment Services-October
NeonLink LLC		976.40			
Nielsen Blacktopping & Concrete	601-49430-40200	1,469.93	10/15/2026	174661	07/15/2026 Hwy 15 Water Dig
Nielsen Blacktopping & Concrete	601-49430-40200	495.62	10/8/2026	174578	Blacktop Water Dig Budd Lake Dr
Nielsen Blacktopping & Concrete		1,965.55			
North Central Laboratories	602-49450-31400	168.74	11/10/2026	174946	broth without rosolic
North Central Laboratories	602-49450-31400	1,087.85	11/10/2026	174946	orion high performance ammonia
North Central Laboratories	602-49450-31400	1,078.72	10/19/2026	174705	thermometers
North Central Laboratories	602-49450-31400	121.79	10/19/2026	174705	FG-690 200/pack
North Central Laboratories		2,457.10			
North Country Chevrolet	604-00000-16440	45,175.00	10/23/2026	174793	2026 GMC Canyon Crew Cab
North Country Chevrolet		45,175.00			
NPL Construction Co	601-00000-16500	357,503.33	10/15/2026	174663	2025 Lead Service Line Replacement 08/29 to 09/30/2026
NPL Construction Co		357,503.33			
Olson Rentals, Inc.	604-49570-40100	67.50	10/19/2026	174706	propane
Olson Rentals, Inc.		67.50			
Olympic Fire Protection Corp	601-49400-31200	2,409.00	10/19/2026	174707	5yr pipe inspection
Olympic Fire Protection Corp	601-49400-31200	725.00	10/19/2026	174707	September service call
Olympic Fire Protection Corp		3,134.00			
O'Reilly Auto Parts	604-49570-40500	21.37	11/10/2026	174947	#220 relay kit

Last Name	Acct 1	Amount	Check Date	Check Num	Description
O'Reilly Auto Parts		21.37			
Photo Press	604-49570-43900	88.50	10/8/2026	174583	Help Wanted Lineman
Photo Press		88.50			
Plunkett's Pest Control, Inc.	604-49570-40100	155.66	11/10/2026	174948	general pest control 8/2026-10/2026
Plunkett's Pest Control, Inc.		155.66			
Polydyne Inc.	602-49450-21620	9,706.00	10/19/2026	174708	carifloc c-6266x 4600 lbs
Polydyne Inc.		9,706.00			
Ponderosa Landfill	602-49450-38420	37.80	10/23/2026	174794	contaminated soil 1.8 cu yrds
Ponderosa Landfill	602-49450-38420	79.46	11/10/2026	174949	3.784 cu yrds contaminated soil
Ponderosa Landfill	602-49450-38420	74.59	10/19/2026	174709	contaminated soil 3.552 cu yrds
Ponderosa Landfill		191.85			
Powers Brady	601-49440-32100	38.41	10/15/2026	174669	Oct 2026 Cell Phone Reimbursement
Powers Brady		38.41			
Prairieland Solid Waste Mgmnt	602-49450-38420	30.00	11/10/2026	174950	disposal of appliances/electronics
Prairieland Solid Waste Mgmnt	602-49450-38420	127.90	11/10/2026	174950	October tickets 107314 and 107539
Prairieland Solid Waste Mgmnt		157.90			
Pritts-Steuber Electric Motors, Inc	602-49470-40400	722.98	10/19/2026	174710	fix krahmer motor
Pritts-Steuber Electric Motors, Inc		722.98			
Public Utilities Comm	604-49595-43994	43.25	10/19/2026	174711	lamp & ballast rebate reimbursement to get back to $200
Public Utilities Comm		43.25			
Public Utilities Commission	604-49570-38100	123.06	10/21/2026	174764	08/15 to 09/15/2026 EV Charging Station Winnebago Sports Complex
Public Utilities Commission		123.06			
Railroad Management Co LLC	604-49570-43720	15,334.60	10/23/2026	174795	WR-License Fees License #0156974

Last Name	Acct 1	Amount	Check Date	Check Num	Description
Railroad Management Co LLC		15,334.60			
Reischl John/Nancy	604-49595-43988	25.00	10/19/2026	174712	residential dishwasher rebate
Reischl John/Nancy		25.00			
Reserve Account	604-49590-32200	517.26	10/29/2026	174843	Postage for Postage Meter
Reserve Account	602-49490-32200	105.63	10/29/2026	174843	Postage for Postage Meter
Reserve Account	601-49440-32200	187.11	10/29/2026	174843	Postage for Postage Meter
Reserve Account		810.00			
Retirement Association Public Employees	601-00000-21804	2,873.86	10/21/2026	0	PR Batch 00002.10.2026 PERA
Retirement Association Public Employees	604-00000-21804	3,231.56	10/7/2026	0	PR Batch 00001.10.2026 PERA
Retirement Association Public Employees	602-00000-21804	2,198.55	10/7/2026	0	PR Batch 00001.10.2026 PERA Employer
Retirement Association Public Employees	602-00000-21804	1,979.01	10/21/2026	0	PR Batch 00002.10.2026 PERA Employer
Retirement Association Public Employees	602-00000-21804	83.85	10/22/2026	0	PR Batch 99999.10.2026 PERA Employer
Retirement Association Public Employees	602-00000-21804	1,905.46	10/7/2026	0	PR Batch 00001.10.2026 PERA
Retirement Association Public Employees	601-00000-21804	2,941.09	10/7/2026	0	PR Batch 00001.10.2026 PERA
Retirement Association Public Employees	602-00000-21804	72.67	10/22/2026	0	PR Batch 99999.10.2026 PERA
Retirement Association Public Employees	601-00000-21804	3,393.54	10/7/2026	0	PR Batch 00001.10.2026 PERA Employer
Retirement Association Public Employees	604-00000-21804	3,728.74	10/7/2026	0	PR Batch 00001.10.2026 PERA Employer
Retirement Association Public Employees	604-00000-21804	3,084.72	10/21/2026	0	PR Batch 00002.10.2026 PERA
Retirement Association Public Employees	602-00000-21804	1,715.16	10/21/2026	0	PR Batch 00002.10.2026 PERA
Retirement Association Public Employees	601-00000-21804	3,315.97	10/21/2026	0	PR Batch 00002.10.2026 PERA Employer
Retirement Association Public Employees	604-00000-21804	3,559.26	10/21/2026	0	PR Batch 00002.10.2026 PERA Employer
Retirement Association Public Employees		34,083.44			
River Bend Business Products	601-49440-20120	4.43	10/8/2026	174587	Office Supplies City Hall
River Bend Business Products	604-49590-20120	20.05	10/8/2026	174587	Office Supplies City Hall
River Bend Business Products	602-49490-20120	4.09	10/8/2026	174587	Office Supplies City Hall
River Bend Business Products	604-49590-20120	99.69	10/8/2026	174587	Office Supplies City Hall
River Bend Business Products	602-49490-20120	20.36	10/8/2026	174587	Office Supplies City Hall
River Bend Business Products	601-49440-20120	36.04	10/8/2026	174587	Office Supplies City Hall
River Bend Business Products	601-49440-20120	7.25	10/8/2026	174587	Office Supplies City Hall
River Bend Business Products	604-49590-20120	12.22	10/8/2026	174587	Office Supplies City Hall
River Bend Business Products	602-49490-20120	2.50	10/8/2026	174587	Office Supplies City Hall
River Bend Business Products		206.63			
RMB Environmental Laboratories	602-49450-31200	2,290.00	11/10/2026	174951	whole effluent toxicity testing

Last Name	Acct 1	Amount	Check Date	Check Num	Description
RMB Environmental Laboratories		2,290.00			
Rod Anderson & Sons	601-49400-31200	6,578.00	11/10/2026	174952	lime hauling 4 dumps and 26 loads form 7/7/26-9/30/26
Rod Anderson & Sons		6,578.00			
Rosen Gary	604-49595-43994	72.00	10/19/2026	174713	residential lamp & ballast recycling rebate
Rosen Gary		72.00			
S & J Excavating, Inc.	604-49595-43901	375.36	10/23/2026	174796	commercial lighting rebate
S & J Excavating, Inc.		375.36			
Salt Soure	601-00000-14206	4,010.81	10/23/2026	174797	screened course solar salt 21.35 ton
Salt Soure		4,010.81			
Schaefer Shawn D	601-49430-43900	98.99	11/10/2026	174953	safety boot reimbursement
Schaefer Shawn D		98.99			
Schiltz David	602-49490-32100	38.41	10/15/2026	174671	Oct 2026 Cell Phone Reimbursement
Schiltz David		38.41			
Schroeder Adam	602-49450-43900	166.49	11/10/2026	174954	safety boot reimbursement
Schroeder Adam		166.49			
Schultz Jeff	604-49595-43990	50.00	10/19/2026	174714	residential furnace rebate
Schultz Jeff		50.00			
Seals Unlimited Inc.	602-49470-40400	226.33	10/19/2026	174715	snith & loveless seal
Seals Unlimited Inc.		226.33			
Star Energy Services	604-49570-31200	292.50	10/19/2026	174716	September engineering service
Star Energy Services		292.50			

Last Name	Acct 1	Amount	Check Date	Check Num	Description
Stuart C. Irby Co	604-00000-16500	432.00	10/23/2026	174798	cable risers
Stuart C. Irby Co		432.00			
The Joseph Company, Inc.	602-00000-16500	398,877.45	10/15/2026	174675	WWTP Biosolids Thru 10/05/2026
The Joseph Company, Inc.		398,877.45			
Theobald Jeanne	604-49595-43981	256.00	10/19/2026	174717	residential AC rebate
Theobald Jeanne	604-49595-43990	50.00	10/19/2026	174717	residential furnace rebate
Theobald Jeanne		306.00			
Toomer Andrea/Carson	604-49595-43982	1,816.00	10/19/2026	174718	residential mini-split ASHP rebates (2)
Toomer Andrea/Carson		1,816.00			
Trachte LLC	604-00000-16500	136,640.70	10/21/2026	174771	Progress Pay #2 30% of Building CIP-WIP
Trachte LLC	604-00000-16500	136,640.00	10/19/2026	174719	30% building drawing - CIP - WIP
Trachte LLC		273,280.70			
Tumbleson Kenneth	604-49595-43994	86.00	10/19/2026	174720	residential lamp & ballast recycling rebate
Tumbleson Kenneth		86.00			
U C Laboratory, Inc	601-49400-31400	302.30	11/10/2026	174955	total coliform 10.2026
U C Laboratory, Inc		302.30			
United Methodist Church	604-49595-43901	395.39	10/23/2026	174799	commercial lighting rebate
United Methodist Church		395.39			
UPS	601-49400-31400	24.24	10/23/2026	0	samples sent to mn dept of health
UPS	602-49450-31400	20.65	10/19/2026	0	samples sent to mn dept of health
UPS		44.89			
USA Blue Book	601-49400-31400	583.69	11/10/2026	174956	orthophosphate, chlorine, monochloramine chemkeys
USA Blue Book	601-49400-31400	99.24	11/10/2026	174956	RICCA murexide indicator
USA Blue Book	601-49430-40200	208.37	10/19/2026	174721	valve box covers and manhole covers
USA Blue Book	602-49450-31400	503.33	10/19/2026	174721	drytec granular chlorine

Last Name	Acct 1	Amount	Check Date	Check Num	Description
USA Blue Book		1,394.63			
Vantage Transfer - 301177	604-00000-21808	128.08	10/7/2026	0	PR Batch 00001.10.2026 ICMA Payroll Roth IRA
Vantage Transfer - 301177	604-00000-21808	66.87	10/7/2026	0	PR Batch 00001.10.2026 ICMA Roth
Vantage Transfer - 301177	602-00000-21808	165.66	10/21/2026	0	PR Batch 00002.10.2026 ICMA
Vantage Transfer - 301177	604-00000-21808	178.77	10/21/2026	0	PR Batch 00002.10.2026 457 Roth Percent
Vantage Transfer - 301177	604-00000-21808	1,043.74	10/7/2026	0	PR Batch 00001.10.2026 ICMA
Vantage Transfer - 301177	604-00000-21808	128.08	10/21/2026	0	PR Batch 00002.10.2026 ICMA Payroll Roth IRA
Vantage Transfer - 301177	601-00000-21808	60.93	10/21/2026	0	PR Batch 00002.10.2026 ICMA Loan Repayment
Vantage Transfer - 301177	604-00000-21808	1,099.78	10/21/2026	0	PR Batch 00002.10.2026 ICMA
Vantage Transfer - 301177	601-00000-21808	155.73	10/21/2026	0	PR Batch 00002.10.2026 ICMA Payroll Roth IRA
Vantage Transfer - 301177	602-00000-21808	151.70	10/21/2026	0	PR Batch 00002.10.2026 ICMA Payroll Roth IRA
Vantage Transfer - 301177	601-00000-21808	189.99	10/7/2026	0	PR Batch 00001.10.2026 ICMA Roth
Vantage Transfer - 301177	604-00000-21808	66.87	10/21/2026	0	PR Batch 00002.10.2026 ICMA Roth
Vantage Transfer - 301177	601-00000-21808	69.84	10/7/2026	0	PR Batch 00001.10.2026 ICMA- Percent
Vantage Transfer - 301177	601-00000-21808	791.45	10/21/2026	0	PR Batch 00002.10.2026 ICMA
Vantage Transfer - 301177	601-00000-21808	785.14	10/7/2026	0	PR Batch 00001.10.2026 ICMA
Vantage Transfer - 301177	601-00000-21808	69.84	10/21/2026	0	PR Batch 00002.10.2026 ICMA- Percent
Vantage Transfer - 301177	604-00000-21808	192.96	10/7/2026	0	PR Batch 00001.10.2026 ICMA- Percent
Vantage Transfer - 301177	602-00000-21808	492.96	10/7/2026	0	PR Batch 00001.10.2026 ICMA- Percent
Vantage Transfer - 301177	601-00000-21808	64.67	10/21/2026	0	PR Batch 00002.10.2026 457 Roth Percent
Vantage Transfer - 301177	602-00000-21808	797.84	10/21/2026	0	PR Batch 00002.10.2026 ICMA- Percent
Vantage Transfer - 301177	604-00000-21808	203.23	10/21/2026	0	PR Batch 00002.10.2026 ICMA- Percent
Vantage Transfer - 301177	602-00000-21808	82.70	10/7/2026	0	PR Batch 00001.10.2026 ICMA Payroll Roth IRA
Vantage Transfer - 301177	601-00000-21808	60.93	10/7/2026	0	PR Batch 00001.10.2026 ICMA Loan Repayment
Vantage Transfer - 301177	601-00000-21808	194.95	10/21/2026	0	PR Batch 00002.10.2026 ICMA Roth
Vantage Transfer - 301177	602-00000-21808	12.18	10/21/2026	0	PR Batch 00002.10.2026 ICMA Roth
Vantage Transfer - 301177	602-00000-21808	12.18	10/7/2026	0	PR Batch 00001.10.2026 ICMA Roth
Vantage Transfer - 301177	602-00000-21808	164.75	10/7/2026	0	PR Batch 00001.10.2026 ICMA
Vantage Transfer - 301177	601-00000-21808	86.72	10/7/2026	0	PR Batch 00001.10.2026 ICMA Payroll Roth IRA
Vantage Transfer - 301177	602-00000-21808	36.50	10/21/2026	0	PR Batch 00002.10.2026 457 Roth Percent
Vantage Transfer - 301177		7,555.04			
Verizon Wireless	601-49400-32100	171.75	10/8/2026	174592	Cell Phone 08/21 to 09/20/2026 Water Dept
Verizon Wireless	602-49450-32100	58.43	10/8/2026	174592	Cell Phone 08/21 to 09/20/2026 Waste Water Dept
Verizon Wireless	604-49570-32100	335.98	10/8/2026	174592	Cell Phone 08/21 to 09/20/2026 Electric Dept
Verizon Wireless		566.16			
Vestis	601-49400-31200	209.71	10/23/2026	174800	laundering services

Last Name	Acct 1	Amount	Check Date	Check Num	Description
Vestis		209.71			
Voss Cleaning Services, Inc.	602-49450-31200	130.00	11/10/2026	174957	rug service-october
Voss Cleaning Services, Inc.	602-49450-31200	109.61	10/8/2026	174593	Oct 2026 Janitorial & Rug Service City Hall
Voss Cleaning Services, Inc.	601-49440-31200	194.16	10/8/2026	174593	Oct 2026 Janitorial & Rug Service City Hall
Voss Cleaning Services, Inc.	604-49570-22300	637.49	10/23/2026	174801	hand towels, toilet paper, urinal screens, toilet cleaner
Voss Cleaning Services, Inc.	604-49570-31200	536.73	10/8/2026	174593	Oct 2026 Janitorial & Rug Service City Hall
Voss Cleaning Services, Inc.		1,607.99			
Wesco Receivables Corp.	604-00000-16500	3,254.11	11/10/2026	174958	500MCM - CIP - WIP
Wesco Receivables Corp.	604-00000-14207	833.28	10/23/2026	174802	photocontrol for street lights
Wesco Receivables Corp.	604-00000-16300	3,774.00	10/19/2026	174722	concrete box pad - CIP - new transformers
Wesco Receivables Corp.	604-00000-16500	11,850.00	10/19/2026	174722	treated poles - CIP - WIP
Wesco Receivables Corp.	604-49570-22300	236.97	10/23/2026	174802	eye bolts
Wesco Receivables Corp.	604-00000-16500	2,235.02	11/10/2026	174958	supplies for WIP project - CIP - WIP
Wesco Receivables Corp.	604-00000-16500	1,030.33	10/19/2026	174722	bolts - CIP - WIP
Wesco Receivables Corp.	604-00000-16500	590.00	11/10/2026	174958	staple steel - CIP - WIP
Wesco Receivables Corp.	604-00000-16500	1,048.50	11/10/2026	174958	F-Neck Wrap Lock - CIP - WIP
Wesco Receivables Corp.	604-00000-16500	14,917.68	11/10/2026	174958	tangent assemblies - CIP - WIP
Wesco Receivables Corp.		39,769.89			
Westcott Mark	604-49595-43982	858.12	10/19/2026	174723	residential ductless min-split ASHP rebate
Westcott Mark		858.12			
Western Area Power Admin. US Dept of Energy	604-00000-20100	8,098.40	10/8/2026	0	Sept 2026 Electric Service
Western Area Power Admin. US Dept of Energy		8,098.40			
Whitman Cabinet & Customs	604-49595-43901	67.12	10/23/2026	174803	commercial lighting rebate
Whitman Cabinet & Customs		67.12			
Worth Mariah	602-00000-20200	4.65	10/1/2026	174477	Refund Check 019242-001, 1551 Falcon Dr #111
Worth Mariah	601-00000-20200	4.49	10/1/2026	174477	Refund Check 019242-001, 1551 Falcon Dr #111
Worth Mariah	604-00000-20200	7.99	10/1/2026	174477	Refund Check 019242-001, 1551 Falcon Dr #111
Worth Mariah	604-00000-20200	4.26	10/1/2026	174477	Refund Check 019242-001, 1551 Falcon Dr #111
Worth Mariah	602-00000-20200	8.72	10/1/2026	174477	Refund Check 019242-001, 1551 Falcon Dr #111
Worth Mariah	604-00000-20200	45.98	10/1/2026	174477	Refund Check 019242-001, 1551 Falcon Dr #111

Last Name	Acct 1	Amount	Check Date	Check Num	Description
Worth Mariah		76.09			
Ziegler, Inc.	602-49450-31200	7,439.00	11/10/2026	174959	CVA for preventative maintenance on generator 10/2026-9/2027
Ziegler, Inc.		7,439.00			
		1,660,028.60			

FAIRMONT

Fairmont Public Utilities Commission
November 17, 2026

Agenda Item: 7.1

From: Paul Hoye, Finance Director
To: Public Utilities Commission

Subject: 2027 Proposed PUC Budget

Policy/Action Requested:
Vote Required: __x_ Simple Majority _____ Roll Call

Recommendation: Recommendation to City Council for Approval

Overview:
Finance Director Hoye will present a quick overview of the 2027 Proposed PUC Budget and answer any questions. Staff is requesting that the Commission recommend approval of the proposed 2027 PUC Budget to the City Council.

Budget Impact:

Attachments: Refer to the November 3rd, 2026 agenda.

****

PUC Action: _____ Date: _____

FAIRMONT PUBLIC UTILITIES COMMISSION - 2027 BUDGET

DEPARTMENTAL BUDGET SUMMARY

ELECTRIC DEPARTMENT	2026 BUDGET	2027 BUDGET	INCREASE (DECREASE)	% CHANGE
INCOME	17,249,464	16,454,430	(795,034)	-4.61%
PRODUCTION / PURCHASES	11,114,203	9,305,540	(1,808,663)	-16.27%
DISTRIBUTION EXPENSES	2,058,958	2,148,154	89,196	4.33%
ADMINISTRATION EXPENSES	877,723	831,621	(46,102)	-5.25%
MISCELLANEOUS EXPENSES	602,659	1,212,897	610,238	101.26%
TRANSFER TO OTHER FUNDS	600,276	608,293	8,017	1.34%
TOTAL EXPENSES	15,253,819	14,106,505	(1,147,314)	-7.52%
NET OPERATING INCOME (LOSS)	1,995,645	2,347,925	352,280	17.65%

WATER DEPARTMENT	2026 BUDGET	2027 BUDGET	INCREASE (DECREASE)	% CHANGE
INCOME	6,981,528	7,234,803	253,275	3.63%
FILTRATION EXPENSES	1,811,086	1,841,046	29,960	1.65%
DISTRIBUTION EXPENSES	871,436	897,512	26,076	2.99%
ADMINISTRATION EXPENSES	274,081	343,068	68,987	25.17%
MISCELLANEOUS EXPENSES	1,694,793	1,695,497	704	0.04%
TRANSFERS TO OTHER FUNDS	217,145	232,524	15,379	7.08%
TOTAL EXPENSES	4,868,541	5,009,647	141,106	2.90%
NET OPERATING INCOME (LOSS)	2,112,987	2,225,156	112,169	5.31%

WASTEWATER DEPARTMENT	2026 BUDGET	2027 BUDGET	INCREASE (DECREASE)	% CHANGE
INCOME	7,545,356	4,980,390	(2,564,966)	-33.99%
TREATMENT EXPENSES	1,475,259	1,518,145	42,886	2.91%
COLLECTION EXPENSES	526,906	544,771	17,865	3.39%
ADMINISTRATION EXPENSES	179,580	200,898	21,318	11.87%
MISCELLANEOUS EXPENSES	1,609,040	1,665,349	56,309	3.50%
TRANSFERS TO OTHER FUNDS	122,579	124,183	1,604	1.31%
TOTAL EXPENSES	3,913,364	4,053,346	139,982	3.58%
NET OPERATING INCOME (LOSS)	3,631,992	927,044	(2,704,948)	-74.48%

FAIRMONT PUBLIC UTILITIES COMMISSION - 2027 BUDGET

CAPITAL EXPENDITURE BUDGET

ACCT #	DESCRIPTION	BUDGET AMT
	ELECTRIC DISTRIBUTION	
	New Transformers	$230,000
	Underground Conductors	$160,000
	Replace High Voltage Switches	$280,000
	Downtown Lighting/Bollard/sign Replacement	$240,000
	Toughbook Laptop	$6,000
	10th Street Foundation Repairs	$40,000
	FES Distribution Updates	$185,000
	Cable Locator	$10,000
	West Industrial Park Substation (Distribution)	$58,000
	FES Switchgear Replacement	$1,250,000
	East Chain Substation Upgrades	$204,000
	GIS Training/Consulting/Workstations	$25,000
	Replace Scada System	$500,000
	69kv Breaker East Chain Sub	$150,000
	Street Improvement Projects	$20,000
	Replace Pole Trailer	$40,000
	TOTAL CAPITAL EXPENDITURES	$3,398,000
	WATER DEPARTMENT	
	Replace Unit #668, 2001 Ford F350	$60,000
	Replace Power Plant Water Tower - Engineering	$75,000
	Lime Press Upgrades	$50,000
	TOTAL CAPITAL EXPENDITURES	$185,000
	WASTEWATER DEPARTMENT	
	Lift Station Rehab/Repair/Monitoring	$150,000
	Aeration Basin Repairs	$60,000
	Digester Cleaning	$100,000
	UV/Solids Handling Upgrade	$4,500,000
	TOTAL CAPITAL EXPENDITURES	$4,810,000

FAIRMONT PUBLIC UTILITIES COMMISSION - 2027 BUDGET

RESERVE ACCOUNTS ESTIMATED 12/31/2027

	1/1/27 BALANCE	2027 EXPENSES	2027 RESERVE ADDITIONS	12/31/27 BALANCE
ELECTRIC DISTRIBUTION				
CAPITAL RESERVE ACCOUNT	$1,000,000	$0	$0	$1,000,000
604-00000-27210				
INFRASTRUCTURE RESERVE ACCOUNT	$5,500,000	$0	$1,405,000	$6,905,000
604-00000-27215				
WATER DEPARTMENT				
CAPITAL RESERVE ACCOUNT	$1,000,000	$0	$0	$1,000,000
601-00000-27225				
INFRASTRUCTURE RESERVE ACCOUNT	$8,150,000	$0	$610,000	$8,760,000
601-00000-27230				
WASTEWATER DEPARTMENT				
CAPITAL RESERVE ACCOUNT	$0	$0	$0	$0
602-00000-27235				
INFRASTRUCTURE RESERVE ACCOUNT	$675,000	$0	$450,000	$1,125,000
602-00000-27240				

FAIRMONT PUBLIC UTILITIES COMMISSION - 2027 BUDGET

UTILITY DEPARTMENT BUDGETED CASH FLOW SUMMARY

		ELECTRIC	WATER	WASTEWATER
A.	NET INCOME / (LOSS)	2,347,925	2,225,156	927,044
B.	NON - CASH EXPENSE	495,000	1,190,000	990,000
C.	CAPITAL EXPENDITURES	(3,398,000)	(185,000)	(4,810,000)
D.	DEBT PRINCIPAL PAYMENT	(250,000)	(1,256,000)	(1,112,000)
E.	BOND PROCEEDS	1,697,000	-	4,500,000
	NET CASH FLOW	891,925	1,974,156	495,044

B. NON - CASH (DEPRECIATION)

C. CAPITAL EXPENDITURES.

D. DEBT SERVICE PRINCIPAL PAYMENT ON WATER & WASTEWATER TREATMENT LOANS.

E. PFA NOTE PROCEEDS FOR LIME POND DECOMMISSIONING & WWTF IMPROVEMENTS

FAIRMONT PUBLIC UTILITIES COMMISSION - 2027 BUDGET

UTILITY DEPARTMENTS ESTIMATED CASH POSITION

PAGE M - 5

	ELECTRIC	WATER	WASTEWATER
CASH BALANCE 01 / 01 / 2026	7,546,706	7,275,154	1,210,994
RESULTS OF 2026 OPERATIONS	2,855,064	1,637,933	264,237
PROJECTED CASH FLOW 2027	891,925	1,974,156	495,044
DESIGNATED FUNDS 12 / 31 / 2027	(7,905,000)	(9,760,000)	(1,125,000)
PROJECTED UNDESIGNATED CASH 12 / 31 / 2027	3,388,695	1,127,243	845,275
TARGETED UNDESIGNATED CASH 12/31/2027	3,384,718	1,126,788	844,687

TOTAL CASH 1 / 1 / 2026	$16,032,854
TOTAL CASH ESTIMATED 12 / 31 / 2026	$20,790,088
TOTAL CASH ESTIMATED 12 / 31 / 2027	$24,151,213

PROJECTS & FUNDING SOURCES BY DEPARTMENT

Department	Project#	2027	2028	2029	2030	2031	2032+	Total
ELECTRIC DEPARTMENT								
New Transformers		230,000	240,000	240,000	230,000	230,000	230,000	1,400,000.00
Underground Conductors		160,000	160,000	170,000	170,000	170,000	170,000	1,000,000.00
Replace High Voltage Switches		280,000	280,000	200,000	200,000	200,000	200000	1,360,000.00
Downtown Lighting/Bollard/sign Replacement		240,000						240,000.00
Toughbook Laptop - Locate Van		6,000						6,000.00
10th St Foundation Repairs		40,000						40,000.00
FES Distrubution Updates		185,000						185,000.00
FES Transformer Removal/Refurbishment			600,000					600,000.00
Cable Locator		10,000						10,000.00
West Industrial Park Substation (Distribution)		58,000						58,000.00
FES Switchgear Replacement		1,250,000	400,000					1,650,000.00
East Chain Substation Upgrades		204,000	497,000					701,000.00
Bury Lake Ave Distribution			240,000					240,000.00
GIS Training/Consulting/Workstations		25,000	25,000	10,000	10,000	10,000	10,000	90,000.00
Replace SCADA System		500,000	260,000					760,000.00
69kv breaker/DC/East Chain Sub		150,000						150,000.00
Street Improvement Projects		20,000	20,000	20,000	20,000	20,000	20,000	120,000.00
Replace Pole Trailer		40,000						40,000.00
Replace Bucket Truck #226			320,000					320,000.00
Replace Line Pickup #233			61,000					61,000.00
Replace T-1 Bus at 10th St Sub				75,000				75,000.00
	Electric Total	3,398,000.00	3,103,000.00	715,000.00	630,000.00	630,000.00	630,000.00	9,106,000.00

Funding Sources								
Capital Project Levy								-
Federal Grants								-
State Grants								-
County Reimbursement								-
Street Improvement Capital Reserves								-
Capital Project Fund Reserves								-
Fire Truck Replacement Fund								-
GO Bonds/PFA		1,697,000	1,497,000					3,194,000.00
Lake Restoration Fund								-
Airport Fund								-
Water Fund								-
Sewer Fund								-
Storm Water Fund								-
Electric Fund		1,701,000	1,606,000	715,000	630,000	630,000	630,000	5,912,000.00
Liquor Store Fund								-
Data Processing Fund								-
	Electric Total	3,398,000.00	3,103,000.00	715,000.00	630,000.00	630,000.00	630,000.00	9,106,000.00

Project Name: New Transformers
Project #: 1

Category: Electric Infrastructure
Useful Life:

Priority: High
Contact: Miles Heide, Electric Superintendent
Department: Public Works/Utilities - Electric Department

Description

The Line Department stocks transformers in single and three phase, pole top, and pad-mount in a variety of sizes from 5Kva to 2500Kva depending on application.

Justification

Transformers are essential for the proper operation of the electric system. Transformers step incoming voltage down to a distribution voltage of 12500/7200 to a usable level per application.

Operational Impact/Other

Transformers have dramatically increased in price in the last few years due to demand and internal components such as steel and copper. The increase in materials has pushed lead times out as far as 3 years depending on the type of transformer. Prices have also increased 40-60%.

Expenditures	Prior Yrs.	2027	2028	2029	2030	2031	Total
New Transformers		$ 230,000.00	$ 230,000.00	$ 240,000.00	$ 240,000.00	$ 240,000.00	$ 1,410,000.00
							$ 0.00
							$ 0.00
Total	$ 0.00	$ 230,000.00	$ 230,000.00	$ 240,000.00	$ 240,000.00	$ 240,000.00	$ 1,410,000.00

Funding Sources	Prior Yrs.	2027	2028	2029	2030	2031	Total
Electric Fund		$ 230,000.00	$ 230,000.00	$ 240,000.00	$ 240,000.00	$ 240,000.00	$ 1,410,000.00
							$ 0.00
							$ 0.00
Total	$ 0.00	$ 230,000.00	$ 230,000.00	$ 240,000.00	$ 240,000.00	$ 240,000.00	$ 1,410,000.00





Project Name: Underground Conductors
Project #: 2

Category: Electric Infrastructure
Useful Life: 50 Years
Priority: High
Contact: Miles Heide, Electric Superintendent
Department: Public Works/Utilities - Electric Department

Description

Underground URD cables, high voltage distribution, secondary distribution, service wire, and overhead conductors.

Justification

Essential for the distribution in high voltage, secondary voltage, and streetlight application.

Operational Impact/Other

Wire has significantly increased in price in the last few years, as copper and aluminum prices have continued to rise.

Expenditures	Prior Yrs.	2027	2028	2029	2030	2031	Total
Underground Conductors		$ 160,000.00	$ 160,000.00	$ 160,000.00	$ 160,000.00	$ 160,000.00	$ 800,000.00
							$ 0.00
							$ 0.00
Total	$ 0.00	$ 160,000.00	$ 160,000.00	$ 160,000.00	$ 160,000.00	$ 160,000.00	$ 800,000.00

Funding Sources	Prior Yrs.	2027	2028	2029	2030	2031	Total
Electric Fund		$ 160,000.00	$ 160,000.00	$ 160,000.00	$ 160,000.00	$ 160,000.00	$ 800,000.00
							$ 0.00
							$ 0.00
Total	$ 0.00	$ 160,000.00	$ 160,000.00	$ 160,000.00	$ 160,000.00	$ 160,000.00	$ 800,000.00





Project Name: High Voltage Switches
Project #: 3

Category: Electric Infrastructure
Useful Life: 30 Years
Priority: High
Contact: Miles Heide, Electric Superintendent
Department: Public Works/Utilities - Electric Department

Description

Pad mounted switchgear, GOAB (ground operated air break), intellirupter, vault gear, and trip savers equipment.

Justification

These pieces of equipment are essential for operations. There are numerous switches on the distribution system which are at or nearing life expectancy. Failures resulting in significant outages are possible. Some of the keys switches areas include area isolation and fusing protection, while others are used for resiliency to open and close according to fault severity and system reliability.

Operational Impact/Other

Since switches are integral, proactive replacement has become the norm. Yearly evaluations of the equipment will assist us in budgeting for the upcoming years.

Expenditures	Prior Yrs.	2026	2027	2028	2029	2030	Total
High Voltage Switches		$ 280,000.00	$ 280,000.00	$ 200,000.00	$ 200,000.00	$ 200,000.00	$ 1,160,000.00
							$ 0.00
							$ 0.00
Total	$ 0.00	$ 280,000.00	$ 280,000.00	$ 200,000.00	$ 200,000.00	$ 200,000.00	$ 1,160,000.00

Funding Sources	Prior Yrs.	2026	2027	2028	2029	2030	Total
Electric Fund		$ 280,000.00	$ 280,000.00	$ 200,000.00	$ 200,000.00	$ 200,000.00	$ 1,160,000.00
							$ 0.00
							$ 0.00
Total	$ 0.00	$ 280,000.00	$ 280,000.00	$ 200,000.00	$ 200,000.00	$ 200,000.00	$ 1,160,000.00





Project Name: Downtown Lighting and Bollard Replacement
Project #: 4

Category: Downtown Beautification
Useful Life: 30 Years
Priority: High
Contact: Miles Heide, Line Superintendent
Department: PW - Line Department

Description

Replace bollards, light poles, and signposts in the downtown area.

Justification

Bollards, streetlight poles, and signposts are crumbling and deteriorating. Some are completely gone and others are showing re-rod. The deterioration has affected mainly the bollards but also showing deterioration on the signposts and light poles. Some have already been replaced by staff.

Operational Impact/Other

There is visual deterioration but also may expose the City to risk due to condition and other hazards.

Expenditures	Prior Yrs.	2027	2028	2029	2030	2031	Total
Downtown bollards/lights		$ 240,000.00					$ 240,000.00
							$ 0.00
							$ 0.00
Total	$ 0.00	$ 240,000.00	$ 0.00	$ 0.00	$ 0.00	$ 0.00	$ 240,000.00

Funding Sources	Prior Yrs.	2027	2028	2029	2030	2031	Total
Electric Fund		$ 240,000.00					$ 240,000.00
							$ 0.00
							$ 0.00
Total	$ 0.00	$ 240,000.00	$ 0.00	$ 0.00	$ 0.00	$ 0.00	$ 240,000.00





Project Name:	Replacement Toughbook Laptop for Locator Van
Project #:	5

Category:	Electric Infrastructure	Priority:	High
Useful Life:	8-10 Years	Contact:	Miles Heide - Electric Superintendent
		Department:	Public Works/Utilities - Electric

Description

Extreme duty laptop which is used for mapping and locating.

Justification

The Electric Department locates all underground utilities, electric, water shut offs and mains, sanitary sewer and storm sewer, and fiber optics for the city. It is necessary for the locate van to have access to the mapping on the job site for the identification of these assets.

Operational Impact/Other

Ensures the locator has access to the data needed for streamline operations.

Expenditures	Prior Yrs.	2027	2028	2029	2030	2031	Total
Computer Equipment		$ 6,000.00					$ 6,000.00
							$ 0.00
							$ 0.00
Total	$ 0.00	$ 6,000.00	$ 0.00	$ 0.00	$ 0.00	$ 0.00	$ 6,000.00

Funding Sources	Prior Yrs.	2027	2028	2029	2030	2031	Total
Electric Fund		$ 6,000.00					$ 6,000.00
							$ 0.00
							$ 0.00
Total	$ 0.00	$ 6,000.00	$ 0.00	$ 0.00	$ 0.00	$ 0.00	$ 6,000.00





Project Name: Tower Foundation Refurbishment
Project #: 6

Category: Substations
Useful Life: 50 Years
Priority: High
Contact: Miles Heide - Electric Superintendent
Department: Public Works Department - Electric

Description

Replacement of the Concrete Foundation of steel structure at the 10th Street Substation.

Justification

This area was not a part of the refurbishment area of the 10th St Substation Project. This is a joint expenditure between the City of Fairmont and SMMPA.

Operational Impact/Other

Needed to ensure equipment does not fail.

Expenditures	Prior Yrs.	2027	2028	2029	2030	2031	Total
Substations		$ 40,000.00					$ 40,000.00
							$ 0.00
							$ 0.00
Total	$ 0.00	$ 40,000.00	$ 0.00	$ 0.00	$ 0.00	$ 0.00	$ 40,000.00

Funding Sources	Prior Yrs.	2027	2028	2029	2030	2031	Total
Electric Fund		$ 40,000.00					$ 40,000.00
							$ 0.00
							$ 0.00
Total	$ 0.00	$ 40,000.00	$ 0.00	$ 0.00	$ 0.00	$ 0.00	$ 40,000.00





Project Name: Fairmont Energy Station (FES) Distribution Upgrades
Project #: 7

Category: Electric System
Useful Life: 50 Years
Priority: High
Contact: Miles Heide, Electric Superintendent
Department: Public Works/Utilities - Electric Department

Description

Distribution side of the FES Transformer replacement and substation build with SMMPA and DGR.

Justification

Distribution upgrades and re-routing of distribution feeders from the existing substation and moving new feeders to the new substation. This includes a distribution tie line between the new FES Sub and new West Industrial Park (WIP) Substation.

Operational Impact/Other

This CIP is a collaboration of the FES and WIP Substations.

Expenditures	Prior Yrs.	2027	2028	2029	2030	2031	Total
Distribution Upgrades		$ 185,000.00					$ 185,000.00
							$ 0.00
							$ 0.00
Total	$ 0.00	$ 185,000.00	$ 0.00	$ 0.00	$ 0.00	$ 0.00	$ 185,000.00

Funding Sources	Prior Yrs.	2027	2028	2029	2030	2031	Total
GO Bonds		$ 185,000.00					$ 185,000.00
							$ 0.00
							$ 0.00
Total	$ 0.00	$ 185,000.00	$ 0.00	$ 0.00	$ 0.00	$ 0.00	$ 185,000.00





Project Name: Replace Cable Locator
Project #: 8

Category: Electric Operations
Useful Life: 10 Years
Priority: High
Contact: Miles Heide, Electric Superintendent
Department: Public Works/Utilities - Electric Department

Description

Cable locators are a tool the electric department uses daily to effectively locate underground utilities. This locator will have GPS capabilities which can download maps directly into GIS. The Electric Department locates all of Fairmont's utilities and assets including electric, fiber, secondaries, water lines, sewer lines, water shut offs and storm sewers.

Justification

Adding this locator into the fleet will allow the GPS capabilities and ensure we have another unit to eliminate downtime since every locate requires marking by state law within 48 hours.

Operational Impact/Other

Not applicable.

Expenditures	Prior Yrs.	2027	2028	2029	2030	2031	Total
Cable Locator		$ 10,000.00					$ 10,000.00
							$ 0.00
							$ 0.00
Total	$ 0.00	$ 10,000.00	$ 0.00	$ 0.00	$ 0.00	$ 0.00	$ 10,000.00

Funding Sources	Prior Yrs.	2027	2028	2029	2030	2031	Total
Electric Fund		$ 10,000.00					$ 10,000.00
							$ 0.00
							$ 0.00
Total	$ 0.00	$ 10,000.00	$ 0.00	$ 0.00	$ 0.00	$ 0.00	$ 10,000.00





Project Name: West Industrial Park (WIP) Substation Distribution Upgrades
Project #: 9

Category: Electric System
Useful Life: 25 Years
Priority: High
Contact: Miles Heide, Electric Superintendent
Department: Public Works/Utilities - Electric Department

Description

Distribution feeder construction associated with the construction of the new WIP substation. Move 2 feeders from the FES substation will bring them closer to the area they serve.

Justification

This project will lighten the load at FES and eliminate the existing deteriorated feeder lines. This project will mitigate voltage drop issues and overloading on the West side of Fairmont.

Operational Impact/Other

Not applicable.

Expenditures	Prior Yrs.	2027	2028	2029	2030	2031	Total
WIP Substation		$ 58,000.00					$ 58,000.00
							$ 0.00
							$ 0.00
Total	$ 0.00	$ 58,000.00	$ 0.00	$ 0.00	$ 0.00	$ 0.00	$ 58,000.00

Funding Sources	Prior Yrs.	2027	2028	2029	2030	2031	Total
GO Bonds		$ 58,000.00					$ 58,000.00
							$ 0.00
							$ 0.00
Total	$ 0.00	$ 58,000.00	$ 0.00	$ 0.00	$ 0.00	$ 0.00	$ 58,000.00





Project Name: FES Switchgear Replacement
Project #: 10

Category: Electric System
Useful Life: 30-40 Years
Priority: High
Contact: Miles Heide, Electric Superintendent
Department: Public Works/Utilities - Electric Department

Description

Distribution substation feeder bus and relay control panels replacement inside the Fairmont Energy Station substation.

Justification

This project was originally slated for replacement in 2029-2031 as the follow up of the substation construction. With recent failures and inspections with DGR Engineers and HK Scholz engineers and field staff, it has been moved to the forefront of replacement. The distribution bus's insulation is breaking down and tracking into the insulating support panels.

Operational Impact/Other

With the transformer already out of service feeding this bus, this could result in an extremely unfavorable condition for the electric system in Fairmont thus prioritizing this project.

Expenditures	Prior Yrs.	2027	2028	2029	2030	2031	Total
Switchgear		$ 1,250,000.00	$ 400,000.00				$ 1,650,000.00
							$ 0.00
							$ 0.00
Total	$ 0.00	$ 1,250,000.00	$ 400,000.00	$ 0.00	$ 0.00	$ 0.00	$ 1,650,000.00

Funding Sources	Prior Yrs.	2027	2028	2029	2030	2031	Total
Electric Fund		$ 1,250,000.00	$ 400,000.00				$ 1,650,000.00
							$ 0.00
							$ 0.00
Total	$ 0.00	$ 1,250,000.00	$ 400,000.00	$ 0.00	$ 0.00	$ 0.00	$ 1,650,000.00





Project Name: East Chain Substation Upgrades
Project #: 11

Category: Electric Infrastructure/Operations
Useful Life: 40 Years
Priority: High
Contact: Miles Heide, Electric Superintendent
Department: Public Works/Utilities - Electric Department

Description

Substation upgrades include adding MVR reclosures to replace existing mechanical reclosures with smarter, safer relay protected gear which will provide data and switching capabilities back to SCADA. Add 69Kv breaker protection for the transformer. Larger control house for relays and battery back-up of electric components.

Justification

These upgrades will add protection and switching capabilities to expensive equipment such as the transformer and add resiliency and service reliability to the system.

Operational Impact/Other

This is part of resiliency planning for the future replacement of the transformer, (part of the refurbishing/re-building of the FES transformer), upgrading equipment, and will ensure all of Fairmont's substations are up to date to ensure future system reliability.

Expenditures	Prior Yrs.	2027	2028	2029	2030	2031	Total
Switchgear/Engineering		$ 204,000.00	$ 497,000.00				$ 701,000.00
							$ 0.00
							$ 0.00
Total	$ 0.00	$ 204,000.00	$ 497,000.00	$ 0.00	$ 0.00	$ 0.00	$ 701,000.00

Funding Sources	Prior Yrs.	2027	2028	2029	2030	2031	Total
Electric Fund		$ 204,000.00	$ 497,000.00				$ 701,000.00
							$ 0.00
							$ 0.00
Total	$ 0.00	$ 204,000.00	$ 497,000.00	$ 0.00	$ 0.00	$ 0.00	$ 701,000.00





Project Name: GIS Training/Consulting/Workstations
Project #: 12

Category: Technology
Useful Life: 10+ Years

Priority: High
Contact: Miles Heide, Electric Superintendent
Department: Public Works/Utilities - Electric Department

Description

GIS mapping upgrades and continuation of clean-up process for mapping errors. Training is a continual item needed to ensure we keep the proper information available.

Justification

It is critical to continue the progression the City and Electric Department have invested in the GIS program. Currently maps are behind in updates. By not having accurate up-to-date maps, it causes challenges for employees in the field during emergencies or outage situations, and underground assets locating information.

Operational Impact/Other

With the addition of the new Applications Tech position being filled, it will assist this person in training and the integration into the new asset management software. It will also make integration into the new SCADA system more streamlined.

Expenditures	Prior Yrs.	2027	2028	2029	2030	2031	Total
GIS Training/Consulting		$ 25,000.00	$ 25,000.00	$ 25,000.00	$ 10,000.00	$ 10,000.00	$ 95,000.00
							$ 0.00
							$ 0.00
Total		$ 25,000.00	$ 25,000.00	$ 25,000.00	$ 10,000.00	$ 10,000.00	$ 95,000.00

Funding Sources	Prior Yrs.	2027	2028	2029	2030	2031	Total
Electric Fund		$ 25,000.00	$ 25,000.00	$ 25,000.00	$ 10,000.00	$ 10,000.00	$ 95,000.00
							$ 0.00
							$ 0.00
Total	$ 0.00	$ 25,000.00	$ 25,000.00	$ 25,000.00	$ 10,000.00	$ 10,000.00	$ 95,000.00





Project Name: Replacement of SCADA System
Project #: 13

Category: Electric Operation
Useful Life: 20-30 Years
Priority: High
Contact: Miles Heide, Electric Superintendent
Department: Public Works/Utilities - Electric Department

Description

SCADA (Supervisory Control and Data Acquisition) is software used for controlling electric processes. It gathers real time data from remote locations to control equipment and conditions. This project was approved and began in the 2026 CIP budget with current work in progress with DGR to design and update mapping and switching locations prior to the SCADA selection.

Justification

This is the single most important software used by the electric utilities industry to monitor equipment, electric feeders, loads, switching points, circuit isolations, and detects faults and abnormalities to take appropriate actions to ensure safe and efficient operations of the system. It is used to protect employees in the field to isolate circuits, switch circuits, and lock out power sources for protection of personnel and circuits. Also used as load management and outage management.

Operational Impact/Other

The current system has many problematic areas which could place personnel in unsafe conditions. Some circuits are unable to be operated through the current system and need to be operated manually, and unable to be placed on "one shot" protection for employees working on the lines. This is a detrimental starting point to implement a load management system and utilize the AMI metering system to its full potential, and future OMS (Outage Management System).

Expenditures	Prior Yrs.	2027	2028	2029	2030	2031	Total
SCADA System		$ 500,000.00	$ 260,000.00				$ 760,000.00
							$ 0.00
							$ 0.00
Total	$ 0.00	$ 500,000.00	$ 260,000.00	$ 0.00	$ 0.00	$ 0.00	$ 760,000.00

Funding Sources	Prior Yrs.	2027	2028	2029	2030	2031	Total
Electric Fund		$ 500,000.00	$ 260,000.00				$ 760,000.00
							$ 0.00
							$ 0.00
Total	$ 0.00	$ 500,000.00	$ 260,000.00	$ 0.00	$ 0.00	$ 0.00	$ 760,000.00



Project Name: 69 Kv Breaker/East Chain Sub
Project #: 14

Category: Electric Infrastructure
Useful Life: 30-40 Years
Priority: High
Contact: Miles Heide, Electric Superintendent
Department: Electric

Description

Replace existing fusing with 69Kv Breaker and DC battery back up. This project is a continuation of 2026 CIP adding DC battery back up, relaying, and mounting platform.

Justification

The transformer is valued at 1.7 million new replacement value and is protected by fuses. A breaker offers much better protection of this critical equipment with faster protection and gang operated capability rather than single phasing the device and can be operated remotely through a SCADA system.

Operational Impact/Other

DC battery back up is there to operate the breaker in an outage event. It will be the same breaker as the existing recently replaced breakers keeping them all the same manufacturer.

Expenditures	Prior Yrs.	2027	2028	2029	2030	2031	Total
Breaker		$ 150,000.00					$ 150,000.00
							$ 0.00
							$ 0.00
Total	$ 0.00	$ 150,000.00	$ 0.00	$ 0.00	$ 0.00	$ 0.00	$ 150,000.00

Funding Sources	Prior Yrs.	2027	2028	2029	2030	2031	Total
Electric Fund		$ 150,000.00					$ 150,000.00
							$ 0.00
							$ 0.00
Total	$ 0.00	$ 150,000.00	$ 0.00	$ 0.00	$ 0.00	$ 0.00	$ 150,000.00





Project Name: Replacement of Pole Trailer
Project #: 16

Category: Electric Distribution
Useful Life:

Priority: High
Contact: Miles Heide, Electric Superintendent
Department: Public Works/Utilities - Electric Department

Description

Replace Existing Pole Trailer

Justification

The current pole trailer is rusted and worn out. This equipment is used to move power poles to and from job sites. A majority of the pole reset are due to emergency situations; this makes this small but vital member of our Electric Fleet.

Operational Impact/Other

Originally requested for replacement in 2025 but pushed back due to budgetary reasons.

Expenditures	Prior Yrs.	2027	2028	2029	2030	2031	Total
Pole Trailer		$ 40,000.00					$ 40,000.00
							$ 0.00
							$ 0.00
Total	$ 0.00	$ 40,000.00	$ 0.00	$ 0.00	$ 0.00	$ 0.00	$ 40,000.00

Funding Sources	Prior Yrs.	2026	2027	2028	2029	2030	Total
Electric Fund		$ 40,000.00					$ 40,000.00
							$ 0.00
							$ 0.00
Total	$ 0.00	$ 40,000.00	$ 0.00	$ 0.00	$ 0.00	$ 0.00	$ 40,000.00





PROJECTS & FUNDING SOURCES BY DEPARTMENT

Department	Project#	2027	2028	2029	2030	2031	2032+	Total
WATER DEPARTMENT								
#668 - 2001 Ford F350 4 X 4		60,000						60,000
#678 - 2012 Kenworth T800			255,000					255,000
#665 - 1987 Ford L8000				258,000				258,000
#664 - 2004 Ford Crown Vic				22,000				22,000
#663 - 2002 Ford 4 x 2				51,000				51,000
#667 - 2016 Ram 3500 with Crane/Inverter			67,000					67,000
#660 - 2007 Ford Ranger					37,000			37,000
#661 - 2020 Ram 3500						69,000		69,000
Replace Power Plant Tower - Engineering/Land/Const		75,000	500,000	8,500,000				9,075,000
Lime Press Equipment Updates		50,000						50,000
	Water Total	185,000	822,000	8,831,000	37,000	69,000	-	9,944,000

Funding Sources								
Capital Project Levy								-
Federal Grants								-
State Grants								-
County Reimbursement								-
Street Improvement Capital Reserves								-
Capital Project Fund Reserves								-
Fire Truck Replacement Fund								-
GO Bonds/PFA				8,500,000				8,500,000
Lake Restoration Fund								-
Airport Fund								-
Water Fund		185,000	822,000	331,000	37,000	69,000		1,444,000
Sewer Fund								-
Storm Water Fund								-
Electric Fund								-
Liquor Store Fund								-
Data Processing Fund								-
	Water Total	185,000	822,000	8,831,000	37,000	69,000	-	9,944,000

Project Name: Replace Vehicle Unit #668
Project #: 1

Category: PUC
Useful Life: 10-15 Years
Priority: High
Contact: Brady Powers
Department: Water

Description

Replacement of Truck #668 2001 Ford F350 4x4
Currently used as a service truck and hauls our shoring equipment. Would be replaced with 1/2-ton pickup truck.

Justification

The current Superintendent vehicle will be placed within the Water Department as an operator vehicle. This vehicle was purchased post-COVID and was the only truck available due to supply chain issues with the truck producers.

Operational Impact/Other

Not applicable.

Expenditures	Prior Yrs.	2027	2028	2029	2030	2031	Total
New Vehicle		$ 60,000.00					$ 60,000.00
							$ 0.00
							$ 0.00
Total	$ 0.00	$ 60,000.00	$ 0.00	$ 0.00	$ 0.00	$ 0.00	$ 60,000.00

Funding Sources	Prior Yrs.	2027	2028	2029	2030	2031	Total
Water Fund		$ 60,000.00					$ 60,000.00
							$ 0.00
							$ 0.00
Total	$ 0.00	$ 60,000.00	$ 0.00	$ 0.00	$ 0.00	$ 0.00	$ 60,000.00





CITY OF FAIRMONT

FLEET VEHICLE / EQUIPMENT RATING WORKSHEET

Vehicle Replacement Program Evaluation

1. VEHICLE / EQUIPMENT INFORMATION

Unit / Asset No.	668	**Department / Division**	Water Plant
Year / Make / Model	2001 F350 4x4	**Vehicle / Equipment Type**	Medium Duty
VIN / Serial No.	1FTSF31511EC32927	**Date Placed in Service**	
Current Mileage / Hours	132022 Miles	**Current CIP Replacement Year**	

2. CALCULATED SCORES

Factor	Actual Value	Threshold	Calculation	Percent	Score
Months in Service	299	180 months	Actual ÷ Threshold	100%	5
Mileage / Hours	132022	125,000 miles/hours	Actual ÷ Threshold	100%	5

Calculated score guide: 0–19.9% = 1 | 20–39.9% = 2 | 40–59.9% = 3 | 60–79.9% = 4 | 80–100% = 5

Street sweepers and specialty equipment: mileage/hours score is always 3.

Vehicle/Equipment Type	Replacement Threshold
Mowers and Street Sweepers	8 Years
Community Development/Administration	8 Years (100,000 Miles)
Light Duty Trucks	10 Years (100,000 Miles)
Medium Duty Trucks	15 Years (125,000 Miles)
Heavy Duty Trucks	20 Years (150,000 Miles)
Specialty Equipment	20 Years

3. CONDITION RATINGS

Mechanical Condition

Select	Score	Description
☐	**5 – Critical**	Major issues; unsafe or non-functional; repair parts unavailable
☐	**4 – Poor**	Frequent repairs; declining reliability
☐	**3 – Fair**	Some repairs needed; minor functional issues
☒	**2 – Good**	Minor wear; no functional issues
☐	**1 – Excellent**	No issues

Body Condition

Select	Score	Description
☐	**5 – Critical**	Structurally compromised
☐	**4 – Poor**	Significant damage, rust, or frame issues
☒	**3 – Fair**	Noticeable damage or corrosion
☐	**2 – Good**	Minor dings or scratches
☐	**1 – Excellent**	No rust or damage

FLEET VEHICLE / EQUIPMENT RATING WORKSHEET – CONTINUED

Interior Condition

Select	Score	Description
☐	5 – Critical	Unsafe or unusable interior
☐	4 – Poor	Broken features or strong odors
☒	3 – Fair	Stains or worn components, but usable
☐	2 – Good	Minor wear or stains
☐	1 – Excellent	Clean; all components functional

Equipment Condition

Select	Score	Description
☐	5 – Critical	Non-operational or obsolete
☐	4 – Poor	Frequent malfunctions or partial failure
☒	3 – Fair	Minor malfunctions; repairable
☐	2 – Good	Slight wear; fully functional
☐	1 – Excellent	Fully functional; no issues

4. SCORE SUMMARY

Months	Mileage	Mechanical	Body	Interior	Equipment	TOTAL
5	5	2	3	3	3	21

5. EVALUATION RESULT / CIP RECOMMENDATION

Select	Total	Rating	Policy Direction
☐	8 or Less	Excellent	Move back 1 year
☐	9–16	Good	Keep at replacement year
☒	17–24	Consider Replacement	Move forward in Capital Improvement Plan
☐	25–30	Immediate Replacement	Move to Year 1

Recommended CIP Replacement Year: 1 **Estimated Repair Cost Before Replacement: $**_____

Inspection Findings / Repairs Needed / Safety Concerns:

Mainly Used as a Backup Vehicle

Mechanic Name: Randy Martin

Signature: Emily Martin

Date: 7-28-2026

Project Name: Replace Power Plant Water Tower
Project #: 2

Category: PUC
Useful Life: 50+ Years
Priority: High
Contact: Brady Powers
Department: Water

Description

Replacing a 500,000 gallon (1940) with a new 1,000,000 gallon water tower and its associated components can provide significant benefits for safety, reliability, water quality, and long-term costs. The specific reasons depend on the condition of the system. Some reasons are better water quality, increased storage, compliance with local standards, support for future development.

Justification

Although replacement requires a significant upfront investment, it can be less expensive over the life of the asset than continually repairing aging infrastructure. New water towers are commonly designed for service lives of 50 years or more with proper maintenance. Older infrastructure often requires frequent inspections, repairs, repainting, and replacement of individual parts. A new system typically reduces maintenance expenses for many years.

Operational Impact/Other

Reduced water loss: Replacing aging pipes, valves, overflow systems, and controls associated with the tower can decrease leaks and water waste. Improved worker safety, modern towers incorporate safer access systems, fall protection, ventilation, and monitoring equipment for maintenance personnel.

Expenditures	Prior Yrs.	2027	2028	2029	2030	2031	Total
Pressure/ Water Study		$ 75,000.00					$ 75,000.00
Land/Design/Eng.			$ 500,000.00				$ 500,000.00
Project Build				$ 8,500,000.00			$ 8,500,000.00
Total	$ 0.00	$ 75,000.00	$ 500,000.00	$ 8,500,000.00	$ 0.00	$ 0.00	$ 9,075,000.00

Funding Sources	Prior Yrs.	2027	2028	2029	2030	2031	Total
Water Fund		$ 75,000.00	$ 500,000.00				$ 575,000.00
GO Bonds				$ 8,500,000.00			$ 8,500,000.00
							$ 0.00
Total	$ 0.00	$ 75,000.00	$ 500,000.00	$ 8,500,000.00	$ 0.00	$ 0.00	$ 9,075,000.00





Project Name: Lime Press Equipment Upgrades
Project #: 3

Category: PUC
Useful Life: 10 Years
Priority: High
Contact: Brady Powers
Department: Water

Description

This project includes numerous upgrades to the lime processes equipment at the WTP. Included are motors, electrical, and bearings. This also includes the replacement of approximately 70 press sheets. The press sheets help remove water from the lime cake while holding the solids back.

Justification

These upgrades help maintain smooth operations with minimal down time to the process equipment. Some of these funds will be used for spare parts to have on hand at the water plant.

Operational Impact/Other

After lime is added to the water, it reacts and forms a slurry or sludge that contains calcium carbonate and other precipitates. Lime press equipment mechanically removes excess water from the sludge, reducing its volume and making it easier and cheaper to handle, transport or dispose of. This equipment typically produces a semi-solid cake of dewatered sludge. Reducing water content lowers hauling and disposal costs. This product also is used for agriculture land PH adjustment.

Expenditures	Prior Yrs.	2027	2028	2029	2030	2031	Total
Lime Press		$ 50,000.00		$ 50,000.00			$ 100,000.00
Equipment Upgrades							$ 0.00
							$ 0.00
Total	$ 0.00	$ 50,000.00	$ 0.00	$ 50,000.00	$ 0.00	$ 0.00	$ 100,000.00

Funding Sources	Prior Yrs.	2027	2028	2029	2030	2031	Total
Water Fund		$ 50,000.00		$ 50,000.00			$ 100,000.00
							$ 0.00
							$ 0.00
Total	$ 0.00	$ 50,000.00	$ 0.00	$ 50,000.00	$ 0.00	$ 0.00	$ 100,000.00





PROJECTS & FUNDING SOURCES BY DEPARTMENT

Department	Project#	2027	2028	2029	2030	2031	2032+	Total
WASTEWATER DEPARTMENT								
#429 - 1994 Trash Pump 4"			9,000					9,000
#447 - 2017 Ram 3500 with L21 Crane			77,000					77,000
#430 - 1996 Dewatering Pump 6"				16,000				16,000
#448 - 2002 Ford Ranger				38,000				38,000
#441 - 2005 Ford F350					64,000			64,000
#453 - 2020 Ford F550 4X4						80,000		80,000
Lift Station rehab/repair/monitoring		150,000	100,000	100,000				350,000
Sliplining/manhole rehab projects			1,000,000		1,000,000		1,000,000	3,000,000
Digester Cleaning/Lid Coating		100,000				70,000		170,000
UV/Solids handling upgrade project (CIP 2024)		4,500,000						4,500,000
Aeration Basin Repairs		60,000						60,000
WWTP - Phase 2 Upgrades							20,000,000	20,000,000
	Wastewater Total	4,810,000	1,186,000	154,000	1,064,000	150,000	21,000,000	28,364,000

Funding Sources								
Capital Project Levy								-
Federal Grants								-
State Grants		750,000						750,000
County Reimbursement								-
Street Improvement Capital Reserves								-
Capital Project Fund Reserves								-
Fire Truck Replacement Fund								-
GO Bonds/PFA		3,750,000					20,000,000	23,750,000
Lake Restoration Fund								-
Airport Fund								-
Water Fund								-
Sewer Fund		310,000	1,186,000	1,154,000	64,000	1,150,000		3,864,000
Storm Water Fund								-
Electric Fund								-
Liquor Store Fund								-
Data Processing Fund								-
	Waste Water Total	4,810,000	1,186,000	1,154,000	64,000	1,150,000	20,000,000	28,364,000

Project Name: Lift Station Repair/Rehab
Project #: 1

Category: PUC
Useful Life: 20 Years
Priority: High
Contact: Brady Powers
Department: Wastewater

Description

The scope of this project would be to update at least 3 lift stations. Which can include up to controls, panels, piping, pumps and check valves. Lift stations include Kramer Drive Lift, Hall Street Lift, Horn Pipe Lift, Shore Acres Lift, and Rona Lift.

Justification

Aging lift stations, pumps and controls can lead to wastewater backups and damage. These lift stations are way past their replacement age. Most are 25-30 plus years old.

Operational Impact/Other

Aging lift stations can experience frequent pump clogging, control panel malfunctions, recurring alarms leading to costly emergency repairs, and service disruptions. Modern pumps and control systems consume less power, reducing costs and over pumping. Upgrading equipment includes remote monitoring, PLCs used for better control and diagnostics. Proactive upgrades minimize the need for repairs and down time saving money in the long run.

Expenditures	Prior Yrs.	2027	2028	2029	2030	2031	Total
Lift Station Rehab		$ 150,000.00	$ 100,000.00	$ 100,000.00			$ 350,000.00
							$ 0.00
							$ 0.00
Total	$ 0.00	$ 150,000.00	$ 100,000.00	$ 100,000.00	$ 0.00	$ 0.00	$ 350,000.00

Funding Sources	Prior Yrs.	2027	2028	2029	2030	2031	Total
Sewer Fund		$ 150,000.00	$ 100,000.00	$ 100,000.00			$ 350,000.00
							$ 0.00
							$ 0.00
Total	$ 0.00	$ 150,000.00	$ 100,000.00	$ 100,000.00	$ 0.00	$ 0.00	$ 350,000.00



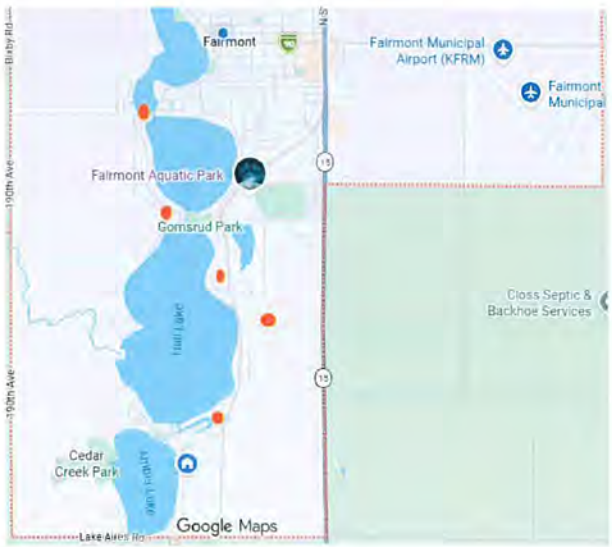

Project Name: Digester Cleaning/Lid Coating
Project #: 2

Category: PUC
Useful Life: 5-10 Years
Priority: High
Contact: Brady Powers
Department: Wastewater

Description

Cleaning a wastewater digester can be beneficial, but whether it's a good idea depends on the digester's condition and how it operates. Digesters are often left in service for many years, and unnecessary cleaning can be expensive and disruptive. However, there are several situations where cleaning provides significant benefits.

Justification

Over time, inert materials such as sand, grit, stones, and other non-biodegradable solids accumulate in the bottom of the digester. These materials reduce the working volume, leaving less space for sludge treatment and lowering hydraulic retention time. A well-planned cleaning can restore capacity, improve digestion performance, increase bio-gas yield, and reduce maintenance costs. The decision is usually based on balancing the expected performance improvements against the cost and downtime required to clean.

Operational Impact/Other

Deposits can create "dead zones" where sludge is not adequately mixed. Better mixing helps maintain uniform temperature, improves solids destruction, and prevents localized process problems. Heavy accumulations can plug pipes, interfere with sludge withdrawal, damage mixers, and make level measurements inaccurate.

Expenditures	Prior Yrs.	2027	2028	2029	2030	2031	Total
Cleaning/Coating		$ 100,000.00					$ 100,000.00
Cleaning Only						$ 70,000.00	$ 70,000.00
							$ 0.00
Total	$ 0.00	$ 100,000.00	$ 0.00	$ 0.00	$ 0.00	$ 70,000.00	$ 170,000.00

Funding Sources	Prior Yrs.	2027	2028	2029	2030	2031	Total
Sewer Fund		$ 100,000.00				$ 70,000.00	$ 170,000.00
							$ 0.00
							$ 0.00
Total	$ 0.00	$ 100,000.00	$ 0.00	$ 0.00	$ 0.00	$ 70,000.00	$ 170,000.00





Project Name: UV and Biosolid Processing Improvements
Project #: 3

Category: Structure
Useful Life: 20 Years
Priority: High
Contact: Brady Powers - Superintendent
Department: PW - Wastewater Department

Description

This would be the finalization of the UV and Biosolids process updates. The project has included updating numerous pieces of equipment including ultraviolet disinfection for the sterilization of pathogens in the effluent water, and more storage space of Class A bio solids and a state-of-the-art drying and processing system for sludge.

Justification

Not updating the UV system can lead to failing effluent limits included in our MPCA Permit. We also need to stay up to date on our bio solids processing equipment that allows us to remove solids from the Wastewater Plant in an economical and safe manner. The project started in 2024.

Operational Impact/Other

Not applicable.

Expenditures	Prior Yrs.	2027	2028	2029	2030	2031	Total
Biosolids Project		$ 4,500,000.00					$ 4,500,000.00
							$ 0.00
							$ 0.00
Total	$ 0.00	$ 4,500,000.00	$ 0.00	$ 0.00	$ 0.00	$ 0.00	$ 4,500,000.00

Funding Sources	Prior Yrs.	2027	2028	2029	2030	2031	Total
State Grants		$ 750,000.00					$ 750,000.00
GO Bonds		$ 3,750,000.00					$ 3,750,000.00
							$ 0.00
Total	$ 0.00	$ 4,500,000.00	$ 0.00	$ 0.00	$ 0.00	$ 0.00	$ 4,500,000.00





Project Name: Aeration Basin Repairs/Improvements
Project #: 4

Category: PUC
Useful Life: 20 Years
Priority: High
Contact: Brady Powers
Department: Wastewater

Description

This project would repair both the west and east aeration basins. The walls have deteriorated over the years and are in need of repair maintenance.

Justification

This project will extend the useful life of the aeration basin. The wall will get an industrial coating. Included in this project is any sludge removal and diffuser piping inspection.

Operational Impact/Other

Coatings act as a barrier against moisture and water infiltration, prevent mold and structural damage. Coated concrete resists wear and tear from weather, UV rays, chemicals, and extends the life of the wall. Coated surfaces are generally smoother and easier to clean. The finished product is more appealing as well. This coating can extend the long term structure for up to 10 plus years.

Expenditures	Prior Yrs.	2027	2028	2029	2030	2031	Total
Aeration Basin Repairs		$ 60,000.00					$ 60,000.00
							$ 0.00
							$ 0.00
Total	$ 0.00	$ 60,000.00	$ 0.00	$ 0.00	$ 0.00	$ 0.00	$ 60,000.00

Funding Sources	Prior Yrs.	2027	2028	2029	2030	2031	Total
Sewer Fund		$ 60,000.00					$ 60,000.00
							$ 0.00
							$ 0.00
Total	$ 0.00	$ 60,000.00	$ 0.00	$ 0.00	$ 0.00	$ 0.00	$ 60,000.00



